



# The American GARDENER®

The Magazine of the American Horticultural Society

March / April 2013

**Ornamental  
Grasses *for*  
*small spaces***

**Colorful, Flavorful  
Heirloom Tomatoes**

**Powerhouse Plants  
with Multi-Seasonal  
Appeal**

**Build an Easy  
Bamboo Fence**

# Don't forget your trees.

Did you know that attractive landscapes with healthy trees and shrubs can account for as much as 20% of a home's property value?

Healthy trees also add to the beauty of your home and should be cared for by professionals who will work with you to achieve your goals. From consulting on your trees' needs, to scheduling the work, to arriving on time and cleaning up when the job is complete, **The Care of Trees** is serious about ensuring your complete satisfaction.

To help maintain this important part of your garden, call the certified arborists at The Care of Trees today for an evaluation of your tree and shrub care needs.

## Our Services Include:

- Tree & Shrub Pruning
- Insect and Disease Management
- SoilCare<sup>SM</sup> - our organic approach to tree care
- Fertilization and Nutrient Management Programs
- Cabling and Bracing
- Planting and Tree Replacement
- Tree Preservation & Land Restoration
- Tree and Stump Removal
- Tree Risk Assessment
- 24-Hour Emergency Service



Our business is **people** and their **love** for **trees**®



L.T.E. #901

Call us at (703) 922-8733.

[www.thecareoftrees.com](http://www.thecareoftrees.com)

# contents

Volume 92, Number 2 · March / April 2013

## FEATURES



- 18 FRAGRANT FLOWERING SHRUBS** BY CAROLE OTTESEN  
Shrubs that bear fragrant flowers add an extra-sensory dimension to your landscape.
- 24 BUILD A BAMBOO FENCE** BY RITA PELCZAR  
This easy-to-construct bamboo fence serves a variety of purposes and is attractive to boot.
- 28 GREAT GRASSES FOR SMALL SPACES** BY KRIS WETHERBEE  
Add texture and motion to your garden with these grasses and grasslike plants ideal for small sites and containers.
- 34 A SPECTRUM OF HEIRLOOM TOMATOES** BY CRAIG LEHOULLIER  
If you enjoy growing heirloom tomatoes, you'll appreciate this useful guide to some of the tastiest selections in a wide range of colors.
- 39 POWERHOUSE PLANTS** BY GRAHAM RICE  
For a garden with year-round appeal, select plants that offer multiple seasons of interest.


● ON THE COVER: Clumps of 'Bowles' Golden' sedge make brilliant splashes of color against a ground-cover of ajuga in this vignette at Pennsylvania's Chanticleer garden. Photograph by Rob Cardillo

## DEPARTMENTS

- 5 NOTES FROM RIVER FARM**
- 6 MEMBERS' FORUM**
- 8 NEWS FROM THE AHS**  
The AHS *Encyclopedia of Gardening Techniques* now available in paperback, the 10th Great Gardens and Landscaping Symposium, registration opening soon for the National Children & Youth Garden Symposium, River Farm to participate in Garden Club of Virginia's Historic Garden Week.
- 11 AHS NEWS SPECIAL**  
Highlights from the AHS Travel Study Program trip to Spain.
- 12 AHS MEMBERS MAKING A DIFFERENCE**  
Eva Monheim.
- 14 2013 GREAT AMERICAN GARDENERS AWARDS**  
Meet this year's award recipients.
- 44 GARDEN SOLUTIONS**  
Selecting disease-resistant plants.
- 46 HOMEGROWN HARVEST**  
Radish revelations.
- 48 TRAVELER'S GUIDE TO GARDENS**  
Windmill Island Gardens in Michigan.
- 50 BOOK REVIEWS**  
*No Nonsense Vegetable Gardening*, *The 20-Minute Gardener*, and *World's Fair Gardens*.
- 52 GARDENER'S NOTEBOOK**  
Solomon's seal is Perennial Plant Association's 2013 Plant of the Year, research shows plants may be able to communicate with each other, industry groups OFA and ANLA to consolidate, the Garden Club of America celebrates 100 years, John Gaston Fairey named recipient of 2013 Scott Medal.  
**Green Garage:** Tools for starting a new gardening year.
- 56 REGIONAL HAPPENINGS**
- 61 HARDINESS AND HEAT ZONES AND PRONUNCIATIONS**
- 62 PLANT IN THE SPOTLIGHT**  
Dove tree (*Davidia involucreata*).

From the American  
Horticultural Society

## A season-by-season guide to a sustainable kitchen garden



### How and when to grow everything you want in your own kitchen garden

- Advice on planning, setting up, and designing your garden
- Expert, earth-friendly techniques for successfully growing and harvesting herbs, fruits, and vegetables
- Suggestions on the best crop varieties for different regions
- A season-by-season guide for bringing the freshest fruits, herbs, and vegetables from garden to plate



#### ALSO INCLUDES...

- Handy charts that tell you when to sow seeds and harvest different vegetables
- Resource list and glossary
- More than 300 color photographs throughout

Paperback, \$19.99 304 pages

Available wherever books are sold.  
To view an excerpt from the book,  
visit [www.ahs.org](http://www.ahs.org).



## AMERICAN HORTICULTURAL SOCIETY

*Making America a Nation of Gardeners, a Land of Gardens*

### Board of Directors

<b>CHAIR</b>	Harry A. Risetto, Esq. <i>Falls Church, Virginia</i>
<b>FIRST VICE CHAIRMAN</b>	Jane Diamantis <i>McDonald, Tennessee</i>
<b>SECOND VICE CHAIRMAN</b>	Mary Pat Matheson <i>Atlanta, Georgia</i>
<b>SECRETARY</b>	Leslie Ariail <i>Alexandria, Virginia</i>
<b>TREASURER</b>	J. Landon Reeve, IV <i>Woodbine, Maryland</i>
<b>IMMEDIATE PAST CHAIR</b>	Susie Usrey <i>Dayton, Oregon</i>
<b>EXECUTIVE COMMITTEE</b>	Henrietta Burke <i>Alexandria, Virginia</i>

Sandra Address *Chevy Chase, Maryland* ■ Sally Spangler Barnett *Jacksonville, Florida* ■ Amy Bolton *Falls Church, Virginia*  
Skipp Calvert *Alexandria, Virginia* ■ Joel Goldsmith *Gilroy, California* ■ Shirley Nicolai *Ft. Washington, Maryland*  
Ed Snodgrass *Street, Maryland* ■ Marcia Zech *Mercer Island, Washington*

<b>EXECUTIVE DIRECTOR</b>	Tom Underwood
<b>PRESIDENT EMERITUS</b>	Katy Moss Warner

### President's Council

The President's Council is comprised of dedicated members whose annual support makes many of the Society's programs possible, from youth gardening activities to horticultural awards programs.

**FOUNDER'S CIRCLE** (\$25,000+) Mr. and Mrs. Harry A. Risetto ■ Mr. and Mrs. Klaus Zech

**CHAIRMAN'S CIRCLE** (\$10,000–\$24,999) Mrs. Leslie S. Ariail ■ Mr. and Mrs. Kurt Bluemel ■ Mr. and Mrs. George Diamantis ■ Mrs. Elisabeth C. Dudley ■ Mr. and Mrs. Thomas Farrell ■ Mr. and Mrs. Shephard W. Hill ■ Mrs. Shirley Ann Nicolai ■ Ms. Katy Moss Warner

**LIBERTY HYDE BAILEY CIRCLE** (\$5,000–\$9,999) Mr. and Mrs. Bill Barnett ■ Mr. and Mrs. Robert L. Bogle ■ Ms. Amy Bolton ■ Mr. and Mrs. Albert Huddleston ■ Mr. and Mrs. Tom Underwood ■ Mr. and Mrs. Bruce W. Usrey

**HAUPT CIRCLE** (\$2,500–\$4,999) Mrs. Sandra L. Address ■ Mrs. Lynda A. Bachman ■ Mr. and Mrs. Taylor Burke, III ■ Ms. Petra Burke ■ Ms. Judy Daniel ■ Ms. Katherine B. Edwards and Mr. John A. Ronveaux ■ Mr. and Mrs. Joel Goldsmith ■ Dr. and Mrs. William O. Hargrove ■ Mrs. Carole S. Hofley ■ Dr. David D. Parrish ■ Mr. and Mrs. J. Landon Reeve, IV

**COUNCIL MEMBER'S CIRCLE** (\$1,000–\$2,499) Mr. and Mrs. Robert Baillie ■ Mr. and Mrs. Carter Bales ■ Mrs. Sallie S. Barnes ■ Mrs. Katherine McKay Belk ■ Mrs. George P. Bissell, Jr. ■ Mr. Roger Blair, Esq. and Dr. Sherran Blair ■ Mrs. Elspeth G. Bobbs ■ Mr. and Mrs. Michael T. Bradshaw ■ Mr. Skipp Calvert ■ Ms. Mary Ann Carey ■ Mrs. Clarissa H. Chandler ■ Ms. Linda Copeland ■ Mr. Monte Enright ■ Mr. Joseph Errington and Mr. William Pullen ■ Ms. Megan Evans and Mr. Howard M. Tucker ■ Ms. Inger Fair ■ Mrs. Walter S. Fletcher ■ Ms. Elizabeth Floyd ■ Dr. and Mrs. John A. Floyd, Jr. ■ Ms. Amy Goldman ■ Mr. and Mrs. Richard W. Hanselman ■ Ms. Catherine M. Hayes ■ Mr. and Mrs. Paul and Nancy Hess ■ Ms. Nancy Hockstad ■ Mr. and Mrs. Michael P. Ireland ■ Ms. Mike Kunce ■ Mr. and Mrs. R. Scott Lyons ■ Mr. and Mrs. Bob J. MacLean ■ Mrs. Dorothy W. Marston ■ Mr. and Mrs. Bill May ■ Mr. and Mrs. Peter Morris ■ Mr. James R. Moxley, Jr. ■ Mr. and Mrs. Al Osman ■ Ms. Julie Overbeck ■ Ms. Allison Porter ■ Mr. and Mrs. Charles H. Smith ■ Mr. Ed Snodgrass ■ Mr. Joseph B. Tompkins, Jr. ■ Dr. Pat Turner ■ Mrs. Angela M. Vikesland ■ Mr. and Mrs. Robert D. Volk ■ Ms. Katherine J. Ward ■ Ms. Elizabeth M. Wehrle ■ Mrs. Dudley B. White ■ Mr. and Mrs. Harvey C. White

**HONORARY PRESIDENT'S COUNCIL** Ms. Louise Fruehling\* ■ Mrs. Enid Haupt\* ■ Mrs. John A. Lutz\* ■ Mr. and Mrs. Bruce Miller\*  
\*In memoriam

### Corporate Members

Bonnie Plants ■ The Burpee Foundation ■ The Care of Trees ■ Chapel Valley Landscape Company  
The Espoma Company ■ Kurt Bluemel, Inc. ■ Monrovia ■ Osmocote

### Horticultural Partners

America in Bloom Symposium & Awards Program ■ Bellingrath Gardens and Home  
Colonial Williamsburg Foundation Garden Symposium ■ Cox Arboretum MetroPark  
Garden Centers of America ■ The Gardeners of America/Men's Garden Clubs of America  
Great Gardens and Landscaping Symposium ■ The Homestead in the Garden Symposium  
Inniswood Garden Society ■ Oklahoma Botanical Garden & Arboretum



## NOTES FROM RIVER FARM

**A**S WITH MANY of you in different parts of the country, we are enjoying signs of spring here at River Farm! Bulbs are pushing up through the cold ground and buds on trees and shrubs are starting to open. It's an exhilarating time in our gardens as plants wake up from their winter nap and brighten up the landscape. We are also excited to reopen River Farm to visitors in April upon completion of the first phase of our infrastructure construction project.

Even though our gates have been closed to the public for the last few months, we have been busy making headway on several major projects. One of our most significant accomplishments is the recent launching of our completely redesigned website. We're pretty pleased with its makeover, and in the coming months, we will continue to add new features to it, including more exclusive content for members. To view members-only content, you will need to log in on [www.ahs.org](http://www.ahs.org). If you haven't already set up a personal username and password, please do that soon so you can take full advantage of the new features.

We also have been putting together exceptional garden travel opportunities to some of the world's most picturesque regions. For example, this June we will visit gardens and historically significant sites around the breathtaking northern Italian lake region. And in the fall, we will explore southern Spain's gorgeous gardens and cultural attractions. Aside from the spectacular scenery and camaraderie with fellow garden enthusiasts, exclusive access to outstanding private gardens make AHS trips truly memorable experiences. As you plan your travel for the year, we hope you'll consider joining us on one of our upcoming adventures (please turn to page 7 for more information).

If your travels will be closer to home, don't forget to take advantage of our Reciprocal Admissions Program (RAP), which gives AHS members free or discounted access to nearly 300 gardens throughout North America. You can find a full list of participating locations, or order a copy of the 2013 RAP guide, on our website at [www.ahs.org/rap](http://www.ahs.org/rap).

And, of course, we invite you to join us in Denver, Colorado, in July for our 21st annual National Children & Youth Garden Symposium. We're thrilled to have the world-class Denver Botanic Gardens as the host of this year's event. Several other organizations in the Denver area that are doing amazing things with kids and plants are partnering with us for the event, so participants will have the opportunity to explore their gardens and programs as well. For more details, see page 13.

Finally, we hope you enjoy this issue of *The American Gardener*. Because spring tends to be a time for adding plants to the garden, we've selected a mixture of topics that will give you fresh ideas for engaging all your senses. You'll find suggestions for shrubs with wonderfully fragrant flowers, great grasses for livening up small spaces, powerhouse plants with multiple seasons of interest, and a guide to the best-tasting heirloom tomatoes in a bevy of colors. All this and much more awaits you on the following pages.

Happy gardening!

Harry Risetto, Chair, AHS Board of Directors  
Tom Underwood, Executive Director

# The American GARDENER

#### EDITOR

David J. Ellis

#### MANAGING EDITOR AND ART DIRECTOR

Mary Yee

#### ASSOCIATE EDITOR

Viveka Neveln

#### EDITORIAL INTERN

Lynne Hoffman

#### CONTRIBUTING EDITOR

Rita Pelczar

#### CONTRIBUTING WRITER

Carole Ottesen

#### EDITORIAL ADVISORY BOARD

#### CHAIR

Richard E. Bir

*Brevard, North Carolina*

Allan M. Armitage

*Athens, Georgia*

Nina L. Bassuk

*Ithaca, New York*

Steve Bender

*Birmingham, Alabama*

Panayoti Kelaidis

*Denver, Colorado*

Richard W. Lighty

*Kennett Square, Pennsylvania*

Elvin McDonald

*West Des Moines, Iowa*

Denny Schrock

*Ames, Iowa*

#### CONTACT US

*The American Gardener*

7931 East Boulevard Drive  
Alexandria, VA 22308  
(703) 768-5700

EDITORIAL E-MAIL: [editor@ahs.org](mailto:editor@ahs.org)

ADVERTISING E-MAIL: [advertising@ahs.org](mailto:advertising@ahs.org)

*The American Gardener* (ISSN 1087-9978) is published bimonthly (January/February, March/April, May/June, July/August, September/October, November/December) by the American Horticultural Society, 7931 East Boulevard Drive, Alexandria, VA 22308-1300, (703) 768-5700. Membership in the Society includes a subscription to *The American Gardener*. Annual dues are \$35; international dues are \$55. \$10 of annual dues goes toward magazine subscription. Periodicals postage paid at Alexandria, Virginia, and at additional mailing offices. Postmaster: Please send Form 3579 to *The American Gardener*, 7931 East Boulevard Drive, Alexandria, VA 22308-1300.

Botanical nomenclature is based on *The American Horticultural Society A-Z Encyclopedia of Garden Plants*, on *A Synonymized Checklist of the Vascular Flora of the United States, Canada and Greenland* and on the *Royal Horticultural Society Index of Garden Plants*. Opinions expressed in the articles are those of the authors and are not necessarily those of the Society. Manuscripts, artwork, and photographs sent for possible publication will be returned if accompanied by a self-addressed, stamped envelope. We cannot guarantee the safe return of unsolicited material. Back issues are available at \$8 per copy.

Copyright ©2013 by the American Horticultural Society.

Printed in the U.S.A.



## MEMBERS' FORUM

### CHELSEA FLOWER SHOW TICKET TIP

I enjoyed Marty Wingate's article on the centennial of the Chelsea Flower Show (January/February 2013), but one very important tip was missing: Anyone in the United States planning to attend the show needs to buy tickets *as early as possible* to allow time for them to arrive by mail.

In early 2011, our family was planning a London vacation. Although we hadn't planned the vacation around the show, once I realized we would be there during Chelsea, I immediately booked tickets. And I am glad I did, because the show sold out weeks before our arrival in London. And, of course, it was eye-pop wonderful.

*Karin Schaller  
Philadelphia, Pennsylvania*

### FINDING JOY IN VARIABILITY

Graham Rice's article "True to Seed" in the January/February issue reminded me that

one of my favorite plant groups, dahlias, is thought to have eight sets of chromosomes. Pollination of the flowers launches a wild mingling of genes, and the resulting seed may develop into a gorgeous new cultivar that is quite unlike either of its parents. I enjoy this wonderful natural lottery.

*Harry A. Risetto  
American Horticultural Society, Board Chair  
Falls Church, Virginia*

### SAGEBRUSH PHOTO CORRECTION

In the photo captioned as "sagebrush" (January/February 2013, "Gardener's Notebook", page 47), the primary plant shown is actually gray rabbitbrush (*Eriogonum fasciculatum*). A sagebrush (*Artemisia tridentata*) is visible in the upper left background of the image.


*Mark Turner  
Turner Photographics  
Bellingham, Washington*

### GEOGRAPHICAL CORRECTION

In your article describing the history of the Conover Family butter bean that the Sustainable Mountain Agriculture Center donated to your 2013 Seed Exchange (January/February 2013, "News from the AHS," page 9), you reversed the direction of William Henry Conover's journey home. Conover collected the beans as he walked home to Kentucky from New Orleans, where he was stationed at the end of the Civil War.


*Bill Best  
Sustainable Mountain Agriculture Center  
Berea, Kentucky*

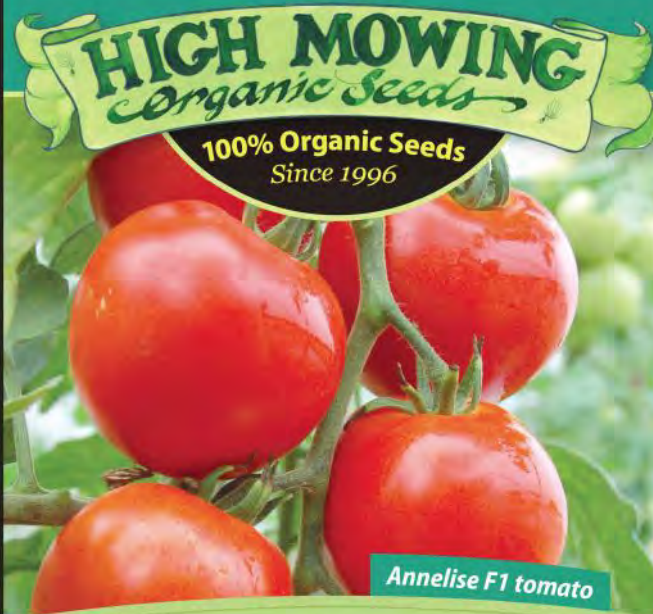
**PLEASE WRITE US!** Address letters to Editor, *The American Gardener*, 7931 East Boulevard Drive, Alexandria, VA 22308. Send e-mails to [editor@ahs.org](mailto:editor@ahs.org) (note Letter to Editor in subject line). Letters we print may be edited for length and clarity.



**Chapel Valley**  
*Landscape Company*

Chapel Valley Landscape Company designs, installs and maintains wonderfully crafted landscapes that make a positive first impression. For over four decades our award winning projects have been the hallmark of Chapel Valley Landscape Company's commitment to creativity, quality and service. Call today to discuss your landscaping needs.

  
Maryland 410.442.2310 | Virginia 703.406.0802 | Washington, D.C. 301.924.5400  
[www.chapelvalley.com](http://www.chapelvalley.com)




**HIGH MOWING**  
*Organic Seeds*

100% Organic Seeds  
Since 1996

Annelise F1 tomato

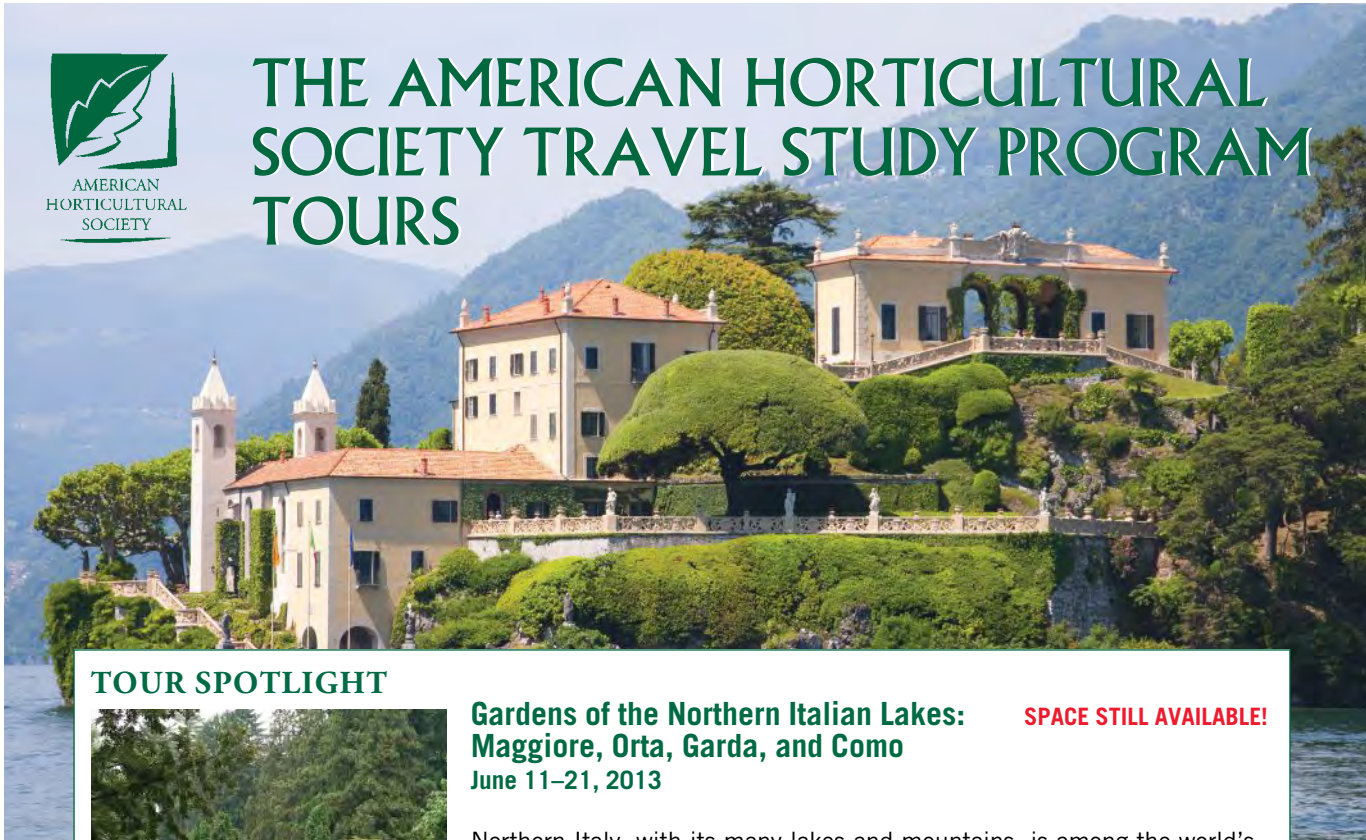
Just one of over 650 varieties including high-yielding hybrid, unique heirloom and open-pollinated varieties.

To request a free catalog, visit  
[www.highmowingseeds.com](http://www.highmowingseeds.com) or call 802.472.6174





# THE AMERICAN HORTICULTURAL SOCIETY TRAVEL STUDY PROGRAM TOURS



## TOUR SPOTLIGHT



### Gardens of the Northern Italian Lakes: Maggiore, Orta, Garda, and Como June 11–21, 2013

**SPACE STILL AVAILABLE!**

Northern Italy, with its many lakes and mountains, is among the world's most picturesque places. This trip around Lakes Maggiore, Orta, Garda, and Como—with excursions from Stresa, Verona, and Bellagio—will allow travelers to experience the region's breathtaking natural landscape and rich history, as well as view the works of famous Italian architects and garden designers. AHS President Emeritus Katy Moss Warner will host this trip. Susie Orso of Specialtours will serve as the tour escort.

*Accommodations for this program are limited; please make reservations early.*

## ~ 2013–2014 Travel Destinations ~

### Historic Homes & Gardens of the Colonial South Voyage aboard the *Yorktown*

April 25–May 5, 2013

### Gardens of the Northern Italian Lakes

June 11–21, 2013

### The Heritage and Gardens of Andalusia with Madrid

October 21–November 1, 2013

### Gardens, Wine, and Wilderness: A Tour of New Zealand

January 11–26, 2014

### Gardens of Normandy

September 2014

*Participation in the Travel Study Program benefits the work of the American Horticultural Society and furthers our vision of "Making America a Nation of Gardeners, A Land of Gardens."*

**For more information about the AHS Travel Study Program or to be added to our mailing list, please contact Joanne Sawczuk:  
E-mail [jsawczuk@ahs.org](mailto:jsawczuk@ahs.org); Call (703) 768-5700 ext. 132.**

## AHS PRESIDENT'S COUNCIL EXCLUSIVE



### Charleston, South Carolina April 3–7, 2013

For AHS President's Council members only!

Experience the intimate charm and elegance of historic Charleston's neighborhoods, homes, and gardens. We will be staying in the heart of Charleston and visiting many of the area's most beautiful private and public gardens. For more information about the AHS President's Council, please contact Scott Lyons at (703) 768-5700 ext. 127.



**CONTACTS FOR  
AHS PROGRAMS,  
MEMBERSHIP BENEFITS &  
DEPARTMENTS**

For general information about your membership, call (800) 777-7931. Send change of address notifications to our membership department at 7931 East Boulevard Drive, Alexandria, VA 22308. If your magazine is lost or damaged in the mail, call the number above for a replacement. Requests for membership information and change of address notification can also be e-mailed to [membership@ahs.org](mailto:membership@ahs.org).

**THE AMERICAN GARDENER** To submit a letter to the editor of *The American Gardener*, write to The American Gardener, 7931 East Boulevard Drive, Alexandria, VA 22308, or send an e-mail to [editor@ahs.org](mailto:editor@ahs.org).

**DEVELOPMENT** To make a gift to the American Horticultural Society, or for information about a donation you have already made, call (800) 777-7931 ext. 132 or send an e-mail to [development@ahs.org](mailto:development@ahs.org).

**E-NEWSLETTER** To sign up for our monthly e-newsletter, visit <http://americanhort.ahs.org/email>.

**INTERNSHIP PROGRAM** The AHS offers internships in communications, horticulture, and youth programs. For information, send an e-mail to [education@ahs.org](mailto:education@ahs.org). Information and application forms can also be found in the River Farm area of [www.ahs.org](http://www.ahs.org).

**NATIONAL CHILDREN & YOUTH GARDEN SYMPOSIUM** For information about the Society's annual National Children & Youth Garden Symposium, e-mail [education@ahs.org](mailto:education@ahs.org) or visit the Youth Gardening section of [www.ahs.org](http://www.ahs.org).

**RECIPROCAL ADMISSIONS PROGRAM** The AHS Reciprocal Admissions Program offers members free admission and other discounts to nearly 300 botanical gardens and other horticultural destinations throughout North America. A list of participating gardens can be found in the Membership area of [www.ahs.org](http://www.ahs.org). For more information, call (800) 777-7931 ext. 119.

**RIVER FARM** The AHS headquarters at River Farm is open 9 a.m. to 5 p.m. weekdays year-round (except Federal holidays), and 9 a.m. to 1 p.m. Saturdays from April through September. For information about events, rentals, and directions, visit the River Farm section of [www.ahs.org](http://www.ahs.org).

**TRAVEL STUDY PROGRAM** Visit spectacular private and public gardens around the world through the Society's acclaimed Travel Study Program. For information about upcoming trips, call (703) 768-5700 ext. 132, send an e-mail to [jsawczuk@ahs.org](mailto:jsawczuk@ahs.org), or visit the Travel Study section of [www.ahs.org](http://www.ahs.org).

**WEBSITE: [www.ahs.org](http://www.ahs.org)** The AHS website is a valuable source of information about the Society's programs and activities. Starting February 2013, users must set up a username and password to access the member's-only sections.


# News from the AHS

March / April 2013

PROGRAMS • EVENTS • ANNOUNCEMENTS

## NEW EDITION OF AHS ENCYCLOPEDIA OF GARDENING TECHNIQUES

FIRST PUBLISHED in 2008, the *American Horticultural Society Encyclopedia of Gardening Techniques* is now available in paperback. From managing microclimates to maintaining meadows, and growing Brussels sprouts to building bat houses, this step-by-step guide covers a wide range of gardening skills and techniques. More than 2,000 color illustrations enhance the descriptions and instructions. The book also includes design tips, plant selection, specific instructions for growing numerous individual fruits and vegetables, and common pitfalls to avoid. Gardeners of every skill level will find this encyclopedia to be an essential go-to reference. The new edition is priced at \$29.99 and is available through the AHS website ([www.ahs.org](http://www.ahs.org)) or wherever books are sold.



## GREAT GARDENS AND LANDSCAPING SYMPOSIUM IN APRIL

FOR THE THIRD consecutive year, the AHS is pleased to partner with Perennially Yours for its 10th Annual Great Gardens and Landscaping Symposium, April 12 to 14 in Manchester, Vermont. This year's highlights include topics such as the "Art of Shade Gardening" by the event's coordinator, **Kerry Ann Mendez** of Perennially Yours, and design strategies with author and photographer **Rich Pomerantz**. Author and Pittsburgh's "Organic Gardener" personality **Jessica Walliser** will discuss the "Benefits of Beneficials," and **Ruth Rogers**, former editor of *Country Living Gardener* will present "Successful Gardening in Deer Country."

The three-day symposium includes an Ask the Expert Panel and Gardener's Marketplace with plants, garden products, landscaping services, and more. For a full agenda and registration, visit [www.pyours.com/symposium](http://www.pyours.com/symposium) or call (518) 885-3471.



**Photographer Rich Pomerantz will be a featured speaker.**

## 2013 NATIONAL CHILDREN & YOUTH GARDEN SYMPOSIUM IN DENVER

REGISTRATION OPENS in April for the AHS's 2013 National Children & Youth Garden Symposium (NCYGS), taking place in Denver, Colorado, from July 11 to 13. Hosted by Denver Botanic Gardens, the event will feature keynote addresses by children's gardening experts, tours of inspiring local gardens, and more than 50 educational sessions. Anyone interested in getting kids involved with plants and gardens will want to attend! On July 10, participants can select from two pre-symposium tours. One will visit the Gardens on Spring Creek in Fort Collins, Colorado, and Cheyenne Botanic Gardens in Wyoming to view their children's gardens. The other will take attendees on a behind-the-scenes tour of three Denver-area school gardens that are part of the Denver Urban Gardens network. Visit [www.ahs.org/ncygs](http://www.ahs.org/ncygs) or call (703) 768-5700 ext. 137 for details.







### SPRING GARDEN MARKET AT RIVER FARM

THE AHS'S annual Spring Garden Market, a plant sale and marketplace of garden-inspired items, will be April 18 to 20 at its River Farm headquarters in Alexandria, Virginia. AHS members are invited to the preview sale on Thursday, April 18, from 3 p.m. to 7 p.m., before the event opens to the general public on Friday, April 19, from 9 a.m. to 6 p.m. and Saturday, April 20, from 9 a.m. to 4 p.m.

Vendors from across the mid-Atlantic region will be offering a wide selection of plants including vegetables, herbs, annuals, perennials, shrubs, vines, and hard-to-find natives. In addition to the plants, garden art, tools, apparel, books, and more will be available from vendors and in the AHS Garden Shop. This year, several other local organizations will have educational booths on topics such as beekeeping and woodworking.

Parking for the event is \$5, but free for AHS members who have a current membership card or present this issue of *The American Gardener*. All proceeds from the event support the stewardship of River Farm. For more information and directions to River Farm, visit [www.ahs.org](http://www.ahs.org) or call (703) 768-5700.



Above: Blacksmiths demonstrate their craft at last year's sale. Top: Colorful plants of all kinds will be available at the Spring Garden Market.

**When you use the original, it shows.**

**SINCE 1929**  
**Espoma.**  
**ORGANIC.**  
A natural in the garden since 1929.

[www.espoma.com/videos](http://www.espoma.com/videos)



## AHS 2013 NATIONAL EVENTS CALENDAR

Mark your calendar for these upcoming events that are sponsored or co-sponsored by the AHS. Visit [www.ahs.org](http://www.ahs.org) or call (703) 768-5700 for more information.

- APRIL 3–7. **AHS President's Council Trip.** Charleston, South Carolina.
- APRIL 12–14. **Great Gardens and Landscaping Symposium.** Manchester, Vermont.
- APRIL 14 & 15. **Colonial Williamsburg Garden Symposium.** Williamsburg, Virginia.
- APRIL 18–20. **Spring Garden Market.** (18th is AHS members-only preview sale.) River Farm, Alexandria, Virginia.
- APRIL 20–27. **Historic Garden Week in Virginia.**
- APRIL 25–MAY 5. **Historic Homes & Gardens of the Colonial South.** AHS Travel Study Tour.
- JUNE 6. **Great American Gardeners Awards Ceremony and Banquet.** River Farm, Alexandria, Virginia.
- JUNE 11–21. **Gardens of the Northern Italian Lakes.** AHS Travel Study Tour.
- JUNE 27–29. **The Gardeners of America/Men's Garden Clubs of America Annual Convention.** Springfield, Illinois.
- JULY 11–13. **National Children & Youth Garden Symposium.** Denver, Colorado.
- SEPT. 21. **AHS Annual Gala.** River Farm, Alexandria, Virginia.



Tuckahoe Plantation, the boyhood home of Thomas Jefferson, in Goochland County is on the roster of gardens open for spring tours.

### HISTORIC GARDEN WEEK IN APRIL

THE AHS'S River Farm headquarters once again will be part of the Garden Club of Virginia's Historic Garden Week, running April 20 through 27. The statewide event, which features many of the state's most picturesque properties at the peak of spring bloom, supports the Garden Club of Virginia's preservation and restoration of the Commonwealth's most cherished historic landmarks. Thirty-two garden club chapters throughout the state will create beautiful floral arrangements to fill the interiors

## Gifts of Note

*In addition to vital support through membership dues, the American Horticultural Society relies on grants, bequests, and other gifts to support its programs. We would like to thank the following donors for gifts received between January 1, 2013, and February 28, 2013.*

### \$1,000+ Gifts

Mrs. Sandra L. Address	Ms. Amy Goldman
Mrs. Leslie S. Ariail	Mr. and Mrs. Richard W. Hanselman
The Bachman Foundation	Dr. and Mrs. William O. Hargrove
Mr. and Mrs. Robert Baillie	Mr. Mike Kunce
Mr. and Mrs. Bill Barnett	Mr. James R. Moxley, Jr.
The Katherine and Thomas Belk Foundation	Mrs. Shirley Ann Nicolai
Mr. and Mrs. Kurt Bluemel	Mr. and Mrs. Al Osman
Mr. and Mrs. Robert L. Bogle	Dr. David D. Parrish
Mr. Roger Blair, Esq. and Dr. Sherran Blair	Beatrice Pask
Ms. Petra Burke	Wilma Pickard Trust
Mrs. Elisabeth C. Dudley	Ms. Allison Porter
Mr. Monte Enright	Mr. and Mrs. Harry A. Risetto
Ms. Megan Evans and Mr. Howard M. Tucker	Mrs. Angela M. Vikesland
Mr. and Mrs. Thomas Farrell	Mr. and Mrs. Robert D. Volk
Dr. and Mrs. John A. Floyd, Jr.	Ms. Elizabeth M. Wehrle

Anonymous

Anonymous

Chestnut Hill Garden Club  
*In honor of Mrs. Arabella S. Dane*

The Little Compton Garden Club  
*In honor of Mrs. Arabella S. Dane*

Trustees Garden Club  
*In honor of Mrs. Arabella S. Dane*

If you would like to support the American Horticultural Society as part of your estate planning, as a tribute to a loved one, or as part of your annual charitable giving plan, please contact Scott Lyons at [slyons@ahs.org](mailto:slyons@ahs.org) or call (703) 768-5700 ext. 127.

of the homes on the tour. Special activities scheduled at various locations include flower-arranging demonstrations, specialty plant sales, lectures, refreshments, and art exhibits. Additionally, many of the venues and locations are coordinating the week-long celebration with other events, such as the Virginia Arts Festival Coffee Concert on April 25, in Historic Ghent, Norfolk. As this year marks the 80th anniversary of Historic Garden Week, a statewide pass is being offered for purchase that will allow access to all of the properties as well as special events. For more details about tours and ticket prices, call (804) 644-7776 ext. 22 or visit [www.vagardenweek.org](http://www.vagardenweek.org).

*News written by Editorial Intern Lynne Hoffman and AHS Staff.*

## A Spanish Garden Adventure

By Lynne Hoffman



**L**AST FALL, the American Horticultural Society hosted a trip to Andalusia in southern Spain as part of its Travel Study Program. Upon arrival in Seville, travelers settled into the five-star Hotel Alfonso XIII, then enjoyed a horse-drawn carriage ride through the city to acquaint them with their new surroundings. Next, art historian and garden aficionado **Sofia Barroso** welcomed the group with an overview of Andalusian gardens and heritage.

Over the next few days, participants had the opportunity to experience many of those gardens and the area's magnificent architecture such as the cathedral of Saint Mary of the See. The itinerary was designed to provide a well-rounded combination of sites, including town and country, estate and restored, private and well-known gardens.

For example, a day trip to Sanlucar de Barrameda from Seville allowed the group to visit private gardens featuring rare plants,

several palaces, and enjoy lunch in the garden of a Seville garden club member. One of the many highlights of the trip included a personalized tour of AHS member **Jose Alba's** beautiful home and garden—featuring some 5,000 trees—in Malaga.



**Longtime AHS member Jose Alba welcomed Spain travelers to his garden in Malaga with an exclusive tour.**

“Having expert guides like Sofia along to help us understand the history of the gardens and sites visited made for a richer

experience,” says garden designer **Terry Hayes** from Seattle, Washington. **Lynn and Bob Murray** of Connecticut agree. “Although we've been to Spain before,” say the Murrys, “it was the exclusive access to private homes and gardens that made this trip memorable.”



**The Alhambra fortress complex, top left, and the Patio de la Acequia (Water Garden Courtyard) at the Palacio de Generalife, above, were among the many notable sites AHS travelers visited.**

In addition to guided tours of the Alhambra and the Palacio de Generalife and many other notable gardens, the group absorbed local culture through enjoying Flamenco performances, touring art museums, and visiting Ronda's bullring, the oldest in Spain.

The trip was deemed such a success that the AHS is offering a second program to Spain this fall from October 21 to November 1. It will feature the same excellent accommodations and many of the same destinations, with the addition of a visit to Madrid. Tour escort **Verity Smith** of Specialtours along with AHS hosts **Landon and Dallas Reeve** will serve as guides for the trip.

In addition, there are still spaces available for the upcoming AHS Travel Study Program trip to the gardens of the Northern Italian lakes, June 11 to 21, escorted by **Susie Orso** of Specialtours with AHS host **Katy Moss Warner**. For more information about this tour and others in the Travel Study Program, visit [www.ahs.org](http://www.ahs.org), e-mail [jsawczuk@ahs.org](mailto:jsawczuk@ahs.org), or call (703) 768-5700 ext. 132.

*Lynne Hoffman is an editorial intern for The American Gardener.*

## AHS MEMBERS MAKING A DIFFERENCE: Eva Monheim

by Lynne Hoffman

**I**F HORTICULTURE IS indeed both art and science, then Eva Monheim prepared well by double majoring in art and horticulture at Penn State University. Since graduating in 1978, her career has branched off in many directions, evolving into a diverse portfolio of horticultural credentials which include master floral designer, landscape designer, certified arborist, garden writer, consultant, environmental activist, and teacher.



**Eva Monheim**



Vegetable seedlings grown by Eva Monheim's students are planted here in the Temple T Food Crops garden and the harvest—600 pounds last year, according to Monheim—donated to charity.

### LEARNING AND SHARING

Monheim's first professional venture following graduation was to partner with her husband in a landscaping business. However, with customers increasingly requesting her floral arranging skills, she adapted by opening a retail flower shop, which allowed her to exercise both her artistic and horticultural talents.

A dedicated community activist, Monheim has always sought out ways to use her talents and knowledge for the benefit of all. In 1984 she co-founded Glenside Green, a non-profit organization dedicated to community greening efforts in her Pennsylvania neighborhood. "At the time, Main Street revitalization efforts were focused on refurbishing infrastructure, including a major paving project to repair pot holes," explains Monheim. "A few of us recognized this window of opportunity to incorporate green initiatives, while also including other stakeholders and organizations."

Monheim did her research, attending workshops on issues such as municipal tree selection and restoration, before taking leadership roles in organizations like the Southeastern Pennsylvania Tree Association, where she served as president from 1998 to 2000. She used her horticultural

knowledge to work with local government and other community leaders to set standards for community plantings and open spaces. "It has certainly paid off not only through enhancing the community for our children and families," says Monheim, "but also by helping to stabilize housing values, as seen in the recent recession."

A longtime AHS member, Monheim says her membership "keeps me connected with other gardeners as we each work in our own communities, caring for the land and the environment."

### CONNECTING PEOPLE AND PLANTS

Currently, Monheim teaches landscape architecture and horticulture at Temple University in Ambler, Pennsylvania. She especially enjoys mentoring students, both in class and for their individual study projects. She is also adept at helping her students bridge the gap between academics and real-world experience.

For example, students in her Food Crops class begin growing herbs, vegetables, and bedding plants; each with a specific purpose beyond the practical

experience of starting and growing plants from seed. At semester's end, the student-grown herbs are planted in the campus Medicinal Garden. There, the plants become a tool for teaching the healing qualities of plants to medical students under Monheim's garden mentorship.

The vegetable plants are delivered to stock the greenhouse at the Philadelphia Urban Creators (PUC) garden. Founded by former students in 2010, PUC is a youth-led group that began sharing its harvest with local neighbors and has advanced to selling its produce to local restaurants. Another batch of seedlings is shared with yet another group of students, to be planted in the Temple T garden, and grown specifically to donate the harvest to charity.

Her many accomplishments are impressive, but for Monheim, it's all about spreading her passion for nature and plants. "By doing what I love each day, hopefully I can inspire others to share that love, and help them follow their own inner compass." 🌱

*Lynne Hoffman is an editorial intern for The American Gardener.*

NATIONAL  
CHILDREN  
& YOUTH  
GARDEN  
SYMPOSIUM



AMERICAN HORTICULTURAL SOCIETY



AS A 2013 SYMPOSIUM ATTENDEE YOU WILL BE ABLE TO:

- Participate in the only national symposium that explores how to use the power of plants and gardens to create inspirational educational programs for children and young people.
- Experience the world-class gardens of Denver Botanic Gardens — one of America's greatest public gardens.
- Receive useful and relevant project, curriculum, design, and garden management ideas.
- Network and share your own expertise with like-minded children's gardening advocates from across North America.
- Be a part of a movement that is making waves around the world as more and more children are learning from qualified and passionate educators like you.
- Discover the beauty and richness of the Rocky Mountain region.

For more information:



JULY 11-13, 2013 • Hosted by Denver Botanic Gardens

There is a growing trend in this country of bringing children and nature together, and the American Horticultural Society is proud to have been on the leading edge of that trend since 1993. The National Children & Youth Garden Symposium has attracted thousands of participants over the years, and each attendee has taken away valuable knowledge and shared it with countless others.

The 2013 Symposium is hosted by Denver Botanic Gardens, situated in the heart of Colorado's dynamic capital. Participants will have the opportunity to explore its beautiful gardens as well as learn how it is using plants to make a positive difference in the lives of Denver's citizens.

In addition, the Symposium will spotlight several other organizations in the region that have a proven record of success in regards to youth gardening education: Denver Urban Gardens, The Gardens on Spring Creek, and Cheyenne Botanic Gardens. Presentations by students, educators, and leading national experts will address a wide variety of topics from implementing innovative programs, activities, and curricula to fundraising and garden design.



Visit [www.ahs.org/ncygs](http://www.ahs.org/ncygs), e-mail [education@ahs.org](mailto:education@ahs.org), or call (703) 768-5700

## AHS 2013 Great American Gardeners National Award Winners

**T**HE AMERICAN HORTICULTURAL SOCIETY is proud to announce the distinguished recipients of the Society's 2013 Great American Gardeners Awards. Individuals, organizations, and businesses who receive these national awards represent the best in American gardening. Each has contributed significantly to fields such as plant research, garden communication, landscape design, youth gardening, teaching, and horticultural therapy. We applaud their passionate commitment to American gardening and their outstanding achievements within their areas of expertise.

The 2013 awards will be presented on the evening of June 6 during the Great American Gardeners Awards Ceremony and Banquet at River Farm, the AHS's headquarters in Alexandria, Virginia. For more information, or to register to attend the ceremony, visit [www.ahs.org/awards](http://www.ahs.org/awards) or call (703) 768-5700.

### LIBERTY HYDE BAILEY AWARD

*Given to an individual who has made significant lifetime contributions to at least three of the following horticultural fields: teaching, research, communications, plant exploration, administration, art, business, and leadership.*



**T**HE WINNER of this year's Liberty Hyde Bailey Award is researcher, educator, plant breeder, and author, **Paul E. Cappiello**. In 2002, Cappiello was named executive director of Yew Dell Botanical Gardens in Crestwood, Kentucky, as part of a plan to transition the private estate and nursery of Theodore and Martha Lee Klein into a public garden. Today, Yew Dell's national reputation as a center for horticultural excellence is widely attributed to Cappiello's leadership. Prior to Yew Dell, Cappiello was horticulture director at the Bernheim Arboretum and Research Forest in Clermont, Kentucky, for five years.



After receiving his bachelor's degree in environmental planning and design from Rutgers University, Cappiello continued his education at the University of Illinois, earning both his master's degree and doctorate in horticulture. He taught at the University of Maine from 1988 to 1997, and was named teacher of the year in the College of Natural Resources, Forestry, and Agriculture in 1994. Cappiello continues to teach plant identification and propagation classes at Yew Dell, and has been an adjunct associate professor of horticulture at the University of Kentucky since 1998. Cappiello also lends his expertise to the local community by advising on tree selection for the Parklands, a 4,000-acre public park system in Louisville.

Cappiello's research on topics such as cold tolerance and ornamental qualities has been published in numerous scientific journals and green industry publications. He has also written many articles about ornamental plants for consumer periodicals. Together with Tennessee nurseryman Don Shadow, he co-authored *Dogwoods: the Genus Cornus*, published in 2005 by Timber Press. His plant evaluation, breeding, and selection efforts have resulted in several introductions, including *Cornus florida* 'Juanita' and *Hydrangea arborescens* ssp. *radiata* 'Silver Flash'.

The Garden Club of America recognized Cappiello's leadership abilities with a Zone Horticulture Certificate of Acknowledgement in 2005. The International Plant Propagators' Society, for which Cappiello currently serves as Eastern Region president, elected him a Fellow in 2008 for outstanding contributions both to the organization and in the field of plant propagation and production through research and teaching in the green industry. Most recently, he received the Kentucky Nursery and Landscape Association Award of Special Merit in 2012.

### LUTHER BURBANK AWARD

*Recognizes extraordinary achievement in the field of plant breeding.*

**Dennis J. Werner** began teaching at North Carolina State University (NCSU) in 1979 and has been the JC Raulston Distinguished Professor of Horticultural Science there since 2007. Along with his teaching responsibilities, he has established a national reputation for his plant breeding work. His research with peaches resulted in the introduction of numerous improved edible peach cultivars that are now widely grown in the southeastern United States. More recently, he has focused on redbuds (*Cercis* spp.) and butterfly bush (*Buddleia* spp.), resulting in several introductions of each with improved characteristics and novel features. In addition to receiving several teaching awards from NCSU, Werner was named a Fellow of the American Society of Horticultural Science in 2011.



While serving as manager of the William T. Kemper Center for Home Gardening at the Missouri Botanical Garden in St. Louis, **Steven Cline** founded the garden's enormously successful pot recycling program in 1997 as a way to reduce the amount of waste generated by plastic plant containers. Since then, the program has grown into one of the most extensive garden plastic recycling initiatives in the country, converting hundreds of tons of waste into plastic lumber used for raised beds and other landscaping purposes. The program has also served as a model for the development of pot recycling facilities in other regions.

of prairie natives. Thanks in large part to his efforts over the last few decades, prairie plants have gone from being viewed as weeds to becoming integral components of our landscapes. Diboll also lectures worldwide on topics such as establishing prairie meadows, designing with native plants, and the socio-economic benefits of converting high-maintenance, resource-intensive landscapes into self-sustaining ecological sanctuaries.

### G.B. GUNLOGSON AWARD

*Recognizes the innovative use of technology to make home gardening more productive and successful.*



**PAUL ECKE JR. COMMERCIAL AWARD**  
*Given to an individual or company whose commitment to the highest standards of excellence in the field of commercial horticulture contributes to the betterment of gardening practices everywhere.*

President of Prairie Nursery in Westfield, Wisconsin, **Neil Diboll** is an internationally recognized pioneer in the use of North American prairie plants in modern landscapes. Diboll took over the half-acre nursery in 1982 and steadily expanded it to the current 200 acres that serves as a retail and mail-order source for a wide selection



### HORTICULTURAL THERAPY AWARD

*Recognizes significant contributions to the field of horticultural therapy.*

Since 1993, **Matthew J. Wichrowski** has been senior horticultural therapist at the Enid A. Haupt Glass Garden, part of the Rusk Institute of Rehabilitation Medicine at New York University Langone Medical Center in New York City. He has also been an instructor in the horticultural therapy certificate program at the New York Botan-



ical Garden since 1996 and a lecturer at Rutgers University in New Brunswick, New Jersey. Wichrowski leads the research work team of the American Horticultural Therapy Association (AHTA). In addition, he writes the "Healing Green" blog for *Psychology Today* magazine. He received the AHTA Rhea McCandliss Professional Service Award in 2011.

### LANDSCAPE DESIGN AWARD

*Given to an individual whose work has demonstrated and promoted the value of sound horticultural practices in the field of landscape architecture.*

**Sandra Youssef Clinton** is president of Clinton & Associates, PC, based in Hyattsville, Maryland.



Prior to founding her own firm in 1998, Clinton was a senior associate with Oehme, van Sweden and Associates, Inc., for 13 years. She was elected a Fellow in the American Society of Landscape Architects in 2005. Her ecologically sensitive designs reflect her in-depth knowledge of plants, which is realized in the richness of the plant combinations in her finished works. Among her most notable projects are the Olmsted Walk at the National Zoological Park in Washington, D.C., Rockefeller Park in New York City, and Rolling Prairie Farm in Indiana, which is media mogul Oprah Winfrey's 160-acre private estate.

### MERITORIOUS SERVICE AWARD

*Recognizes a past Board member or friend of the American Horticultural Society for outstanding service in support of the Society's goals, mission, and activities.*

Recognized worldwide as a champion of ornamental grasses, **Kurt Bluemel** is



the president of his eponymous nursery in Baldwin, Maryland. Bluemel served as chair of the AHS Board of Directors from 2002 to 2004, and has participated in numerous commit-

tees and task forces focusing on the AHS River Farm headquarters. Bluemel's enduring legacy to the AHS is his gift of the four-acre Andre Bluemel Meadow at River Farm, which is not only a beautiful addition to the landscape but an inspiring model for sustainable garden design.

### **B.Y. MORRISON COMMUNICATION AWARD**

*Recognizes effective and inspirational communication—through print, radio, television, and/or online media—that advances public interest and participation in horticulture.*

**Melinda Myers** shares her more than 30 years of horticultural experience through




multiple national and regional media streams. Her nationally syndicated “Melinda’s Garden Moments” segments air on more than 100 television and radio stations across the

United States. She is the author of more than 20 gardening books and contributes regularly to periodicals such as *Gardening How-To* and *Birds & Blooms*. Myers frequently speaks at flower shows and home and garden events around the country. She has received numerous awards, including the Perennial Plant Association Garden Media Award in 2007 and the Garden Globe Award for radio talent from the Garden Writer’s Association’s in 2003.

### **PROFESSIONAL AWARD**

*Given to a public garden administrator whose achievements during the course of his or her career have cultivated widespread interest in horticulture.*

**Parker Andes** has been the director of horticulture at Biltmore Estate in Asheville, North Carolina, since 2000. This 8,000-acre National Historic Landmark



property was designed by legendary American landscape architect Frederick Law Olmsted, so Andes works to preserve the property’s original plans and concepts while seam-

lessly integrating contemporary features to draw more visitors. Prior to his Biltmore appointment, Andes was director of horticulture and Sibley Center manager at Callaway Gardens in Pine Mountain, Georgia, for seven years. Earlier, he also worked as outdoor garden supervisor at Longwood Gardens in Kennett Square, Pennsylvania, and as a landscaper at Busch Gardens in Williamsburg, Virginia.

### **JANE L. TAYLOR AWARD**

*Given to an individual, organization, or program that has inspired and nurtured future horticulturists through efforts in children’s and youth gardening.*

The **Edible Schoolyard Project** was launched in 1996 by chef Alice Waters and



Neil Smith, who was then principal of the Martin Luther King Jr. Middle School in Berkeley, California.

Envisioning much more than a school beautification project, Waters and Smith enlisted teachers, parents, and other volunteers to transform the schoolyard into a garden that enables students to be involved in all aspects of growing, preparing, and eating food from the garden. Serving as a model curriculum, the Berkeley school now hosts a teaching academy for educators who want to begin edible education programs in their communities. Similar programs now exist at five schools in other cities around the country.

### **TEACHING AWARD**

*Given to an individual whose ability to share his or her horticultural knowledge with others has contributed to a better public understanding of the plant world and its important influence on society.*

**Catherine C. Lavis** began teaching horticulture at Kansas State University (KSU)



in 1993, after completing her master’s degree in ornamental horticulture at the university. She has developed and taught several undergraduate classes and served as an academic

## **Nominations for 2014**

Help us give recognition to deserving “horticultural heroes” by nominating someone you know for one of the 2014 Great American Gardeners Awards. To do so, visit [www.ahs.org](http://www.ahs.org) for more information.

advisor to scores of students. Since 2001, Lavis has been an advisor for the KSU Horticulture Club as well as a coach for the landscape contracting team competing in the Professional Landscape Network’s Student Career Days annual event. She has served on various KSU committees dedicated to improving academics and teaching excellence and received many teaching and advising awards from KSU and industry organizations.

### **URBAN BEAUTIFICATION AWARD**

*Given to an individual, institution, or company for significant contributions to urban horticulture and the beautification of American cities.*

**Joshua David** and **Robert Hammond** co-founded the community-based, non-profit group Friends of the High Line



in 1999 to renovate the iconic one-and-a-half-mile-long elevated railroad viaduct in New York City for public use. David and Hammond gained the necessary political and financial support, which culminated in the selection of a collaborative design team that included James Corner Field Operations, Diller Scofidio + Renfro, and landscape designer Piet Oudolf. Construction began in 2006. The first and second sections are now open; the third section is being constructed. In 2010, David and Hammond were awarded the Jane Jacobs Medal for New Ideas and Activism by the Rockefeller Foundation for creative use of an urban environment.




## 2013 AHS Book Award Winners

Each year, the American Horticultural Society recognizes outstanding gardening books published in North America with its annual Book Award. Nominated books are judged by the AHS Book Award Committee on qualities such as writing style, authority, accuracy, and physical quality. This year's recipients, selected from books published in 2012, are listed below.


The 2013 Book Award Committee was chaired by **Susan Appleget Hurst**, a garden communicator in Winterset, Iowa. Other committee members were **Brandy Kuhl**, head librarian at the Helen Crocker Russell Library of Horticulture in San Francisco, California; **Kathy LaLiberte**, Vermont-based marketing consultant and garden writer previously with Gardener's Supply; **Rand B. Lee**, freelance writer and editor specializing in Southwest gardening, plant history, and cottage garden design; **W. Gary Smith**, an award-winning garden designer and author in Toronto, Canada; **Greg Williams**, producer of *HortIdeas* newsletter in Gravel Switch, Kentucky; and **Marty Wingate**, a garden writer and speaker based in Seattle, Washington.

**The California Wildlife Habitat Garden** by Nancy Bauer. University of California Press, Berkeley, California.




"Well-produced, practical, and thorough, this book is a significant contribution to habitat gardening literature," says Brandy Kuhl. She particularly appreciates its "useful plant lists and appendices." Susan Appleget Hurst feels that it is an "outstanding model for other regionally oriented habitat gardening books in terms of level of detail and useful specifics."

**A Guide to Bearded Irises** by Kelly D. Norris. Timber Press, Portland, Oregon.




While a plant monograph would be expected to be authoritative and comprehensive, what makes this one truly extraordinary is the author's "unbridled enthusiasm," says Marty Wingate. "Not only will it create new iris fanatics," says Greg Williams, "but it compellingly communicates what makes gardening so captivating."

**The Organic Seed Grower** by John Navazio. Chelsea Green Publishing, White River Junction, Vermont.



Though this book is aimed at seed producers on a larger scale than the average gardener, all book committee members agreed that the issue at its core—food crop biodiversity—is a crucial topic for a much wider audience. "There's nothing else like this guide with so much detail about how to protect the diversity of open-pollinated plants," says Hurst.

**"A Rich Spot of Earth"** by Peter Hatch. Yale University Publishing, New Haven, Connecticut.




This engaging, first-person account of the restoration of Thomas Jefferson's edible garden at Monticello is "unquestionably a superb work of scholarship," says Rand Lee. It is an homage to Jefferson's contributions to our national gardening heritage as well as a treasury of information about the many varieties of plants he experimented with in his Virginia garden.

**The Seed Underground** by Janisse Ray. Chelsea Green Publishing, White River Junction, Vermont.



The riveting stories of ordinary but dedicated gardeners working to preserve our seed heritage from the "dustbins of history" hold an irresistibly empowering, hopeful message. "This book immediately drove me to action," says Kathy LaLiberte, who was inspired to seek out rare sweet potato varieties to grow. "It has the power to have a profound ripple effect among gardeners as well as in popular culture," she adds.

**World's Fair Gardens** by Cathy Jean Maloney. University of Virginia Press, Charlottesville, Virginia.



"Very well produced with a sophisticated design," notes W. Gary Smith of this book, which offers a unique view of garden history through the lens of nine U.S. world's fairs. It chronicles each event's "impact on not only the landscaping and city planning of the host city but also on national gardening practices and landscapes," says Kuhl. "It's a must-read for those interested in the history of American landscape design."

# *fragrant flowering* Shrubs

Add an extra-sensory dimension to your landscape with shrubs that bear fragrant flowers.

BY CAROLE OTTESEN



ROB CARDILLO

**W**HO HASN'T, at one time or another, experienced a sudden rush of long-buried memories triggered by nothing more substantial than smell? A sweet floral aroma carried on a cool spring breeze, or the smell of baking cookies has the power to transport us to another time, another place. This phenomenon, called involuntary or Proustian memory, is named for French author Marcel Proust, who made it manifest in his *The Remembrance of Things Past*:

*"When nothing else subsists from the past, after the people are dead, after the things are broken and scattered, the smell and taste of things remain poised a long time, like souls bearing resiliently, on tiny and almost impalpable drops of their essence, the immense edifice of memory."*

Perhaps nothing supports that "edifice of memory" like the essence of fragrant garden shrubs, which diffuse scent from their sometimes inconspicuous flowers. Over the years, as shrubs grow larger, they become more floriferous and more highly perfumed. When mature, an established shrub can fill an entire neighborhood with perfume and memories.

The scent of lilacs, for instance, never fails to take me back to long-ago Illinois springs and, once again, I become a skinny kid peddling toward my best friend's house on a too-big-for-me, one-speed Schwinn clunker. A tall hedge droops under giant panicles of perfumed lilacs that hang heavy overhead. The air is thick with their scent.

Likewise, the intoxicating perfume of angel's trumpets (*Brugmansia* sp.) evokes a slow-motion drama, the unfolding of dangling, apricot trumpets at the very moment that a summer day fades into dusk. And the rich smell of sweet box carried on cold air always brings the comforting reminder that, no matter the current temperature, winter's days are numbered.

**Opposite page: Angel's trumpets bloom profusely in summer, releasing their most intense fragrance as evening falls. Above: With variegated foliage and clusters of deeply fragrant, pink-tinted spring flowers, *Daphne* × *burkwoodii* 'Carol Mackie' packs a lot of punch in a small package.**

Sweet scents in our gardens not only provide flashbacks to moments of the past, they allow us more sensual enjoyment in the present as each shrub sends forth its particular perfume. While some differ only slightly in the variety of their scents, others are quite distinctive. Floral fragrances range from lightly sweet vanilla and honey to more assertive scents such as cloves or fruity bubble gum.

Among fragrant shrubs, habits are as varied as scents. From groundcover to tall hedge, there is a fragrant shrub suited to almost every garden niche. Here are a few that I, and other gardeners around the

are evergreen (there is also a variegated selection 'Aureomarginata' with yellow leaf margins). Native to eastern Asia, winter daphne thrives in part shade and free-draining soil and is slow-growing to only about four feet with a very compact habit. And, even better, it's deer resistant.

Winter daphne would be peerless, but for its relative tenderness. Fortunately, its handsome hybrid relative *Daphne* × *burkwoodii* (Zones 4–8, 8–3) is hardier and usually remains evergreen in USDA Zone 6 and above. Spreading broader than its two- to three-foot height, the popular selection 'Carol Mackie' has whorled



country, consider among the best. More can be found in a chart on page 23.

### DOORYARD CANDIDATES

If I could have only one fragrant shrub, it would be winter daphne (*Daphne odora*, USDA Hardiness Zones 7–9, AHS Heat Zones 9–7). Nothing is more welcome than its late winter (February or March, depending on region) blooms, which scent the entire garden at a time when most gardeners are utterly desperate for signs of spring. That feat alone would make winter daphne a favorite. But there is more! Its neat, small leaves

leaves that are edged with cream and pale pink fragrant flowers that open in April or May, followed by small red drupes. 'Briggs Moonlight', another sought-after cultivar, has cream-colored leaves with green margins. These daphne selections are compact enough to site near a path or patio for maximum enjoyment of fragrance.

Even smaller, dwarf sweet box (*Sarcococca hookeriana* var. *humulis*, Zones 5–8, 8–6) is a great edging plant or groundcover that can be pruned lower than its typically 18-inch height. Dwarf sweet box spreads slowly by rhizomes to form thick colonies of evergreen, lustrous, dark green

leaves. Tiny, often hidden, creamy white flowers, open as early as February. Their scent, redolent of vanilla and honey, permeates the air and can be picked up a surprising distance away.

Another sweet box worth trying is *S. confusa* (Zones 6–8, 8–6), which grows slowly to four or five feet tall. The tiny, intensely fragrant flowers bloom in February or March, followed by red fruits that later turn black. Native to Asia, both sweet boxes are deer resistant and thrive in part to full shade in acidic, loamy soil.

### OLD-FASHIONED SWEETNESS

If you're looking for fragrance in an easy-going and adaptable plant, look no further than *Clethra alnifolia* 'Hummingbird' (Zones 3–9, 9–1). This low-growing and more compact cultivar of sweet pepperbush, native to the eastern United States, tolerates just about any soil and will grow in moist or dry sites, in sun or part shade.

Because it suckers, it's a good tall groundcover perfect for the edge of a woodland area. It is showy in summer when creamy-white flower spikes rise above glossy green leaves. The spicy-scented flowers last for a month, attracting butterflies and hummingbirds. The flowers produce clusters of small seed capsules that are decorative in fall and winter.



'Hummingbird' sweet pepperbush produces white flowers with a spicy fragrance.

Another extremely adaptable American native with a whole list of intriguing aliases is the sweetshrub (*Calycanthus floridus*, Zones 4–9, 9–1), also known as strawberry bush, spicebush, Carolina allspice, sweet Betsy, and sweet bubby. The



Sweetshrub's dark flowers have a variable scent that ranges from very mild to fruity sweet.

many monikers attest to its long history as the obligatory dooryard plant, the kind of shrub Grandpa grew next to the porch. Easy to transplant and grow, it will reach about eight feet tall in sun or light shade in moist, well-drained soil where, if allowed, it will sucker. It is a supporter of wildlife: deer will browse its leaves, birds may use it to nest, and beetles are its likely pollinators. Its curious, long-lasting, and fragrant May flowers look as though they were whittled from wood and painted a deep maroon. Sweetshrub foliage turns bright yellow in fall and healthy plants will produce an abundance of clublike seed pods in winter.

Be aware that the fragrance of sweetshrub can vary considerably from one selection to another. The floral aroma can range from almost nothing to reminiscent of pineapple or bubble gum. So shop for them when they are in flower, or choose one of the cultivars noted for fragrance, such as 'Athens', which has yellow-green flowers, or 'Michael Lindsey' with dark foliage and flowers and a more compact habit.

### SPECIMENS FOR SHADE

Native to southern Oregon and northern California, the western azalea (*Rhododendron occidentale*, Zones 7–9, 9–7), is always reliably fragrant. When it's grown on high ground, the scent of its flowers literally rolls downhill. Western azalea grows six to 12 feet tall and thrives in moist, acidic soil in part or dappled shade. A deciduous azalea, its blooms may open before it leafs out in early summer—usually May or June. Big flower trusses support a dozen or more round flower buds that open to white or pink "daylily" flowers, each adorned with an orange blotch.

"I can't think of any other shrub that has such a pervasive but pleasant fragrance," says Sonja Nelson, an editor with the *Journal of the American Rhododendron Society* in Mount Vernon, Washington, who recalls first encountering the fragrance of western azalea on a trip to the Siskiyou Mountains in western Oregon in 1997. She describes the fragrance of the flowers as "strong and sweet, similar to apple blossoms." Other gardeners compare the scent to cloves. Either way, it draws in wildlife like the hoary comma butterfly and hummingbirds. A recommended selection is 'Leonard Frisbie'.



Ideal for moist, partly shaded sites, western azalea bears large clusters of fragrant flowers in early summer at around the same time its leaves emerge.

Eastern gardeners enjoy a choice of several fragrant native azaleas that also attract hummingbirds and butterflies. Of these, the Alabama azalea (*R. alabamense*, Zones 6–8, 8–5) vies with the Florida azalea (*R. austrinum*, Zones 6–9, 9–6) for the title of most fragrant. A stunning specimen plant that spreads by stolons and stays under five feet tall, Alabama azalea is ideally suited to part shade. Its showy white trumpet flowers have a spicy lemon scent, appearing as the leaves unfurl in early spring.

Native to southern Georgia, northern Florida, and the Gulf Coast, the Florida azalea grows taller, reaching eight to 10 feet over time, and blooms before or at the same time as its leaves emerge. Clusters of deliciously scented, tubular flowers in colors from yellow to near red, depending on selection, open in late spring. A dozen or more good selections are available, all thriving in part or dappled shade.

A taller relative once removed is the highly fragrant *R.* ‘Stonewall Jackson’ (Zones 6–9, 9–6). Absolutely splendid

and eight feet tall in full bloom, it bears huge trusses of golden orange trumpets in May. ‘Stonewall Jackson’ is one of the Confederate Series of hybrid azaleas developed for heat tolerance. (For more rhododendron choices, see chart, page 23.)

### EVERGREEN SPECIMENS AND HEDGES

For those with larger gardens, there are some evergreen shrubs with fragrant flowers that are ideal candidates for specimens or hedging. Southern gardeners can enjoy the fall flowers of fragrant tea olive (*Osmanthus fragrans*, Zones 7–10, 11–7), which over time grows to 20 feet tall and nearly as broad, excelling in full sun to part shade.

More than a hundred named selections have been made, but Jamie Blackburn, curator of woody plants at the Atlanta Botanical Garden in Georgia recommends the cultivar ‘Fudingzhu’ (sometimes listed as ‘Nanjing’s Beauty’), which “is pretty much ever-blooming here in Atlanta,” he says. “The scent of tea olive is wonderfully

## Sources

**Forestfarm**, Williams, OR. (541) 846-7269. [www.forestfarm.com](http://www.forestfarm.com).

**Girard Nurseries**, West Geneva, OH. (440) 466-2881. [www.girardnurseries.com](http://www.girardnurseries.com).

**Wayside Gardens**, Hodges, SC. (800) 845-1124. [www.waysidegardens.com](http://www.waysidegardens.com).

**Whitney Gardens and Nursery**, Brinnon, WA. (203) 248-8384. [www.whitneygardens.com](http://www.whitneygardens.com).

**Woodlanders, Inc.**, Aiken, SC. (803) 648-7522. [www.woodlanders.net](http://www.woodlanders.net).

## Resources

**Dirr’s Encyclopedia of Shrubs & Trees** by Michael A. Dirr, Timber Press, Portland, Oregon, 2010.

**Native Trees, Shrubs, & Vines** by William Cullina, Houghton Mifflin, Boston, Massachusetts, 2002.

**Trees and Shrubs for Fragrance** by Glyn Church and Pat Greenfield. Firefly Books, Tonawanda, New York, 2002.



The glossy, deep green foliage of Burkwood’s osmanthus offers a pleasing contrast to its fragrant white flowers in early summer.



**Top:** The striking star-shaped flowers of Florida anise more than make up for their somewhat unpleasant musky aroma. **Above:** This buttercup winter hazel at the AHS's River Farm headquarters in Alexandria, Virginia, bears a cloud of fragrant flowers in February or March each year.

clean and strong, yet not too sickeningly sweet, and the shrub can grow in sun or shade, and very tough conditions including drought, and stands up well to pruning, so it is a very useful broadleaf evergreen in the landscape in this region.” Native to eastern Asia, fragrant tea olive has glossy, dark green leaves, sometimes adorned with fine teeth.

A smaller, hardier, and earlier blooming tea olive is Burkwood’s osmanthus (*O. ×burkwoodii*, Zones 6–8, 8–6). Reaching six to 10 feet tall and about as wide, it has finely serrated, glossy dark green leaves. Clusters of fragrant white flowers open in late spring or early summer.

For those with a more adventuresome sense of smell, an unconventional option is Florida anise (*Illicium floridanum*, Zones 6–9, 9–6), which generally grows six to 10 feet tall and wide, but can become treelike given time and ideal conditions. Native to the Gulf Coast, Florida anise is notorious not only for the musky scent of its late spring flowers, which are comprised of dozens of straplike burgundy or purple petals, but for the spicy aroma its drooping, evergreen leaves give off when bruised. It’s best suited to part or full shade and moist, acidic soil.

### SCENTED AND SCULPTURAL

If you are seeking a plant that is pleasantly aromatic and handsome both in and out of bloom, try golden winter hazel (*Corylopsis spicata* ‘Aurea’, Zones 5–8, 8–5), which matures at slightly wider than its five-foot height. It serves as an elegant specimen plant year round but offers star appeal in late winter or early spring, when plump flower buds elongate into pendulous yellow flowers. Exuding spicy fragrance, they dangle from horizontally spreading branches. After bloom, the new foliage emerges yellow tinged with orange. Then, as spring turns to summer, the leaves gradually turn from chartreuse to a clean lime green. Finally, autumn tints the foliage gold with hints of orange.

A relative of winter hazel, the buttercup winter hazel (*Corylopsis pauciflora*, Zones 6–8, 8–6), has a similar habit and is as glorious, fragrant, and sculptural in bloom as its golden relative. Although “pauciflora” suggests a lack of flowers, that is not the case.

## MORE FRAGRANT FLOWERING SHRUBS

Botanical Name (Common Name)	Height/Spread (feet)	Notable Features/Culture	Origin	USDA Hardiness, AHS Heat Zones
<i>Abelia mosanensis</i> (fragrant abelia)	4–8/4–6	white flowers in late spring/ full sun to part shade,	Korea	3–7, 7–3
<i>Abeliophyllum distichum</i> (white forsythia)	3–5/3–5	early to mid-spring flowers/ sun or part shade, drought tolerant	Korea	5–8, 8–1
<i>Brugmansia</i> cultivars* (angel's trumpet)	3–8 /3–6	summer flowers in various colors/ part shade, adapts well to container culture	South America	9–11, 12–1
<i>Gardenia jasminoides</i> 'Kleim's Hardy' (gardenia)	2–3/2–3	creamy white flowers in early summer; hardy evergreen cultivar/sun to part shade	eastern Asia	7–11, 11–1
<i>Philadelphus lewisii</i> (wild mock orange)	6–10/4–7	creamy white flowers in early summer, deciduous foliage/ sun to part shade	western U.S.	3–8, 8–3
<i>Purshia mexicana</i> (cliffrose)	4–6/3–4	roselike, white flowers in spring, fernlike evergreen foliage/full sun, drought tolerant	Southwest, Mexico	8–11, 11–7
<i>Rhododendron prinophyllum</i> (roseshell azalea)	4–8/4–8	pink flowers in April to May/part shade, acidic soil	northeastern and north central North America	3–8, 8–3
<i>Rhododendron schlippenbachii</i> (royal azalea)	6–8/6–8	pale pink flowers in late spring; deciduous foliage with yellow to red fall color/part shade, moist, acidic soil	northeast Asia	4–7, 7–4
<i>Viburnum carlesii</i> (Korean spice viburnum)	4–8/4–7	late spring white and pink flower clusters/ full sun to part shade	Korea	5–8, 8–5
<i>Viburnum farreri</i> 'Nanum' (dwarf fragrant viburnum)	3–4/3–4	white flower clusters in mid-spring; compact, rounded habit/full to part sun	northern China	5–8, 8–4

\*Most angel's trumpets are fragrant, with the exception of selections of *Brugmansia sanguinea*.



As tender and as cherished as winter daphne and overlapping with daphne's period of bloom, the oriental ricepaper bush (*Edgeworthia chrysantha*, Zones 7–9, 9–6), is a plant with star power that has captured my heart. It might be the odd little flower buds that adorn this shrub all winter long or its low, mounding habit—so easy to incorporate almost anywhere in the garden. It certainly has

to do with the marvelous scent produced by the downy white and yellow flower balls. Their scent always evokes the memory of the first ricepaper bush I encountered some 20 years ago, wafting sweet perfume during a visit to the Atlanta Botanical Garden.

Invisible, borne on currents of air, the sweet perfumes of fragrant shrubs have the power to access the past. When we

plant fragrant shrubs to enjoy their scented flowers, we create bridges to the past—and ensure future memories for our children and grandchildren.

*Carole Ottesen gardens in Potomac, Maryland, and Cape Breton, Nova Scotia. Her most recent books include Guide to Smithsonian Gardens and Dying for the Christmas Rose, a horticultural mystery.*



# *build a* Bamboo Fence

This easy-to-construct bamboo fence serves a variety of purposes and is attractive to boot.

ARTICLE AND PHOTOGRAPHS BY RITA PELCZAR

**M**Y FREE-RANGING pet chickens are a delight—except when they wandered into the vegetable garden. There, they scratched up freshly sown seeds, pulled up young plants, pecked every ripening tomato within their reach, and generally made a mess of the neatly mulched rows. Occasionally, my dogs also got into the garden for naps on top of rows of tender seedlings, flattening them beyond rescue. My solution: construct a

bamboo fence to keep the chickens and dogs out and my vegetables safe.

I built the fence in winter in removable sections in my garage, where it was dry and relatively warm. Each section was then installed around the perimeter of the garden by slipping the outermost two-and-a-half-inch-diameter bamboo uprights over half-inch-diameter, four-foot-long rebar posts that were sunk about 20 inches into the ground. This simple installation also meant I could easily take off a section of fence to

get a tractor-load of compost into the garden. Most sections were 10 feet long, with a couple six-foot sections to fit the garden's size. I completed the project over the course of a month, in plenty of time for the spring gardening season.

Even if you don't have outdoor pets, this bamboo fence is an attractive way to define or enclose any garden—such as separating a kitchen garden from another area of the yard. The fence can serve as a backdrop for an ornamental border or

**This bamboo fence on the perimeter of the author's vegetable garden was created in sections, which made for easy installation.**





**Above left:** While relatively short, the fence does its job of keeping the author's flock of pet chickens on their side of the vegetable garden. **Above right:** The author also uses the fence to support vining plants such as cucumbers (shown) and gourds.

vegetable patch and double as a support for flowering vines or vining crops—last summer I grew gourds and cucumbers along the fence. Using the same techniques, you can construct a privacy or sun screen for a patio or porch.

### **MATERIALS YOU'LL NEED**

In addition to the rebar, all I needed for the fence sections were bamboo poles and lashing cord. Bamboo is a wonderful material for a fence—inexpensive, attractive, easy to work with, adaptable to a wide variety of designs, and it's a sustainable resource. Bamboo poles can be purchased (see "Resources," page 26) or harvested locally. Many folks who grow bamboo end up with more than they want and are happy to have you harvest some to put to good use. I found several local sources by checking online on Craigslist.

To hold the poles together, I used black, wax-coated nylon lashing cord; it makes attractive and secure fastenings. You can also use twine—sisal, hemp, twisted coconut,

etc.—but I like the waxed cord because it doesn't slide around as you make your knots, and it lasts a long time. (One warning: If you are working outside, keep the spool of waxed lashing cord out of the sun, or the wax will melt, creating a sticky mess.) Depending on the type of knot you choose and the diameter of your bamboo, it may take as much as four or five feet of cord to make a single secure knot; that's about 80 to 100 knots per 400-foot roll.

You'll need some additional materials for the gates; the exact amounts will depend on the design and size of your gate. For each of my two gates I used: two eight-foot lengths of one-by-one-inch pressure-treated lumber, four metal "L"-shaped brackets, and 16 one-inch wood screws to attach the brackets for the gate frame. Four one-and-one-half-inch wood screws were used to fasten two bamboo poles to the frame (additional bamboo poles were attached using the lashing cord). Because it moves, the gate needs to be attached to a sturdy post; I had some existing

fence posts that served the purpose, but two six-foot lengths of four-by-four-inch pressure-treated lumber, buried two feet deep—one for each side of the gate—would work fine. To attach the fence to the support post, I used two three-inch hinges and 12 more one-inch wood screws. You'll also need some type of saw to cut the bamboo poles to length and an electric drill for making holes in the bamboo.

### **DESIGN AND CONSTRUCTION DETAILS**

The design of the fence should suit its intended purpose. Take measurements of the space it will enclose and sketch your fence on paper first to get a sense of how much bamboo and cord you'll need. My purpose—mainly to keep the chickens out of my vegetable garden—required fairly tight spacing for the bamboo poles, especially along the lower portion of the fence, but I also wanted to ensure good air circulation in the garden and maintain an open appearance, so I did not want a solid wall of bamboo. To prevent



## Sources

**Bamboo Supply Company,**  
[www.bamboosupply.net](http://www.bamboosupply.net).

**Gardener's Supply,**  
[www.gardeners.com](http://www.gardeners.com).

**Gempler's,** [www.gemplers.com](http://www.gemplers.com).

**Hida Tool and Hardware Company,**  
[www.hidatool.com](http://www.hidatool.com).

**Orion Trading Group,**  
[www.oriontradinggroup.com](http://www.oriontradinggroup.com).

## Resources

**Building Bamboo Fences** by Isao Yoshikawa. Graphic-sha Publishing Co., Tokyo, Japan, 2001.

**The Craft & Art of Bamboo** by Carol Stangler. Lark Books, New York, New York, 2008.

Before assembling each section of fence, the inner poles must be cut to length, left, and the larger upright poles need to have holes drilled near the top, right, and bottom to receive them.

the hens' squeezing through, I spaced the vertical rungs seven inches apart on center and added a horizontal cross bar eight inches above, and parallel to, the lower horizontal pole. A couple of my hens were still able to squeeze through until I added an additional horizontal pole mid-way between the two lower poles.

For each 10-foot section, I used four 10-foot-long horizontal poles (one to one-and-a-half inches in diameter); three three-foot-tall uprights (about two-and-a-half inches diameter) for the ends and center to give the fence stability; and 14

32-inch poles (about one inch diameter). For the six-foot sections, only two three-foot-tall uprights were necessary, one at either end, and only eight 32-inch poles. Because my chickens rarely fly—and when they attempt it, they stay low to the ground, and my dogs aren't jumpers—I figured this height would be sufficient.

To cut the bamboo poles with minimal effort, a bamboo saw is well worth the investment; if your fence is sizable, you will need to make a lot of cuts. Bamboo saws have very sharp, extra-fine teeth; they make precision cuts without splintering

or shredding the bamboo, and they often have replaceable blades. Pruning saws and hack saws will work, but not as well. Some people use power saws with bamboo, but I've never tried them. Whichever you use, be sure your saw is sharp.

After cutting the bamboo into the appropriate lengths, I used an electric drill with a one-and-a-half-inch spade, or paddle, bit to cut circular holes through the top and bottom of each of the three large uprights, centering the holes four inches from either end. I inserted a 10-foot-long pole through the uprights to form the top



The frame for each section is formed by inserting a horizontal pole through two large upright poles, left, at the top and bottom. Once these four poles are in place, the section can be placed on a pair of sawhorses to facilitate lashing the inner poles to the horizontal poles, above.



Finished sections are set in a row by slipping the larger outer poles over rebar sunk in the ground.

and bottom horizontals, spacing the uprights close to each end, and one in the middle. Once the horizontals were threaded through the uprights, I used small bamboo shims to make the joints snug.

At this point, the fence section was sturdy enough to rest atop a pair of sawhorses, where the remaining bamboo pieces were set in place. Elevating the fence makes tying the lashing knots much easier—and since there were so many knots to make—easier was definitely better. Each vertical bamboo piece for the section was lashed to both the top and bottom horizontals. The additional horizontal poles were set on top of the vertical pieces and lashed in place.

Secure, uniform knots are key for an attractive finished fence. I used a modified square lashing that crosses in the center, both in front and back. Other knot options include the traditional square lashing, a basic cross-tie, or a traditional Japanese tie. Check online for instructions on how to tie the various knots and pick one that you are comfortable with; boating, camping, and scouting websites often include information on making knots.

### GATES FOR EASY ENTRY

While I wanted to keep my chickens out of the vegetable patch, I needed to have easy access, so some kind of gate was necessary. I built two gates—one at each end of the garden. Designing and constructing the gates was far more fun than the fence sections; in fact, each of mine had a different look.

Both gates were framed with one-by-one-inch, pressure-treated wood—basically a rectangle secured at the inside corners by metal brackets. I used an electric drill to make holes through the ends of the supporting bamboo pieces and secured them onto one side of the frame using one-and-one-half-inch-long screws. A bit of duct tape around the bamboo where you plan to drill helps prevent splitting; the tape can be removed after the drilling is complete.

For the larger front gate, the two supporting (drilled) pieces of bamboo were oriented vertically. Horizontal bamboo lengths were lashed to the vertical pieces. Near the bottom of the gate—at chicken level—the horizontals were closely spaced; a wider spacing was used toward the top. For the smaller back gate, I screwed the horizontal bamboo pieces



This bamboo gate—one of two in the author's enclosed vegetable garden—allows for easy access for planting and maintenance.

## A TRELLIS FOR VINES



The techniques for making the fence can be used to create a trellis for space-saving vertical gardening. Depending on its size and purpose, the trellis can be set in the ground or placed in a large container. The author constructed this one to support Malabar spinach.

to the frame rather than the vertical poles. I attached the vertical poles to the horizontal poles with lashing and also secured a few diagonal bamboo pieces to the vertical poles for interest. The gates were hinged to sturdy wooden posts.

### SUCCESS!

Imagine my chagrin when shortly after the fence was completed, I saw Ziva, my feisty Black Australorp, perched on top of the fence—looking into the garden with obvious ill intent. After all my work, had I made the fence too short? Not ready to concede the point, I clapped my hands and bellowed with sufficient gusto that the hen retreated. I had to repeat my performance one more time, with the same results. Since then, my vegetables have remained secure behind their bamboo barrier and my chickens—and dogs—happily wander elsewhere. 🌿

*A contributing editor with The American Gardener, Rita Pelczar gardens on several acres in the mountains of North Carolina.*



WHEN GARDEN space is at a premium, it's especially important to select plants that offer appeal on a variety of levels. Ornamental grasses—and I am including in this category both “true” grasses and their close relatives such as sedges and rushes—are a particularly winning addition to small gardens and confined landscape areas. With the slightest breeze, ornamental grasses generate a symphony of motion as well as provide three-dimensional texture and form. From awakening spring color through ripening summer tones to mellowing autumn and winter hues, grasses can turn an otherwise humdrum garden into one that dazzles in all seasons.

### SELECTING GRASSES

A broad selection of ornamental grasses is now available for any garden size or design. It's important to seek out grasses whose growth habits, native habitats, and cultural needs are compatible with the climate, soil, and light exposure in your garden. You may even be able to grow grasses marginally hardy for your region by planting them in containers, protected niches, or next to the warmth of a southern-facing wall.

Consider your garden situation. Is it sunny or shady, wet or dry? Most true grasses are drought tolerant and thrive in sunny locations. There are some exceptions, however. Sedges (*Carex* spp.) and fiber optics grass (*Isolepis cernua*) prefer more moisture and a bit more shade, and some of the true grasses, such as moor grass (*Molinia caerulea*) and certain switch grasses (*Panicum* spp.), will grow happily near water's edge.

Grasses and their relatives fall into two general categories based on their growth habits. Cool season grasses—blue oat grass (*Helictotrichon sempervirens*), most fescues (*Festuca* spp.), and sedges, for example—are in active growth during cool, moist times of the year, usually in spring and fall. These grasses tend to go dormant in the heat of the summer, although providing supplemental moisture and/or summer shade may prevent dormancy in certain species. At the other end of the spectrum, warm-season grasses—such as fountain grasses (*Pennisetum* spp.) and switch grass (*Panicum virgatum*)—revel in the heat of

# Great Grasses for small spaces

BY KRIS WETHERBEE

Add multi-seasonal interest to your garden with these grasses and grasslike plants ideal for small sites and containers.



**Opposite:** In this drought-tolerant planting at Cistus nursery in Oregon, Idaho fescue (*Festuca idahoensis* 'Siskiyou Blue') grows companionably with cacti and succulents. **Above:** Golden hakone grass creates a splash of color among shade-loving groundcovers. **Right:** Blue oat grass's fountainlike habit complements the shape of surrounding perennials such as 'Kashmir White' geranium and garden phlox.

summer. Toward summer's end, they send up showy flower clusters that often take on vibrant autumn color. Once cold weather arrives, they go dormant.

## DESIGNING WITH GRASSES

Ornamental grasses offer an endless array of design possibilities. The stems (culms), foliage, and flower clusters—sometimes called plumes—come in a spectrum of colors, including solid to variegated hues that range from pink to purple, yellow to red, blue, green, brown, and even silver and gold. These interesting tones will be most striking when you position colorful grasses to capture the rays of the morning or evening sun.

Grasses can serve as stunning accents or groundcovers that bring a sense of naturalism and seasonality to the garden. They can be combined easily with other perennials,



annuals, flowering bulbs, and shrubs to provide textural drama. In smaller gardens, creating vignettes using clusters of one type of grass combined with a couple of herbaceous perennials or shrubs can be effective.

For instance, try planting blue oat grass with yellow-flowered yarrows (*Achillea* spp.), deep blue salvias such as the cultivar 'May Night', and *Heuchera* 'Palace Purple'. Mexican feather grass (*Nassella tenuissima*) is striking combined with peonies and silver-blue sea hollies (*Eryngium* spp.). Many sedges, fescues, and selections of Hakone grass (*Hakonechloa macra*) make wonderful edgings for beds and borders.

Scott Calhoun, a landscape designer and horticulturist based in Tucson, Arizona, likes his designs to have a sense of place, so he recommends "mimicking what's going on in the surrounding native plant community." In his designs, Calhoun often matches up native grasses with a native succulent and flowering plant. Among his favorite native grasses suited to the southwestern United States are purple three awn (*Aristida pur-*



**Held aloft on airy flower stems, the pale golden flowers of 'Blonde Ambition' blue grama grass resemble a cloud of tiny streamers.**

*purea*) and blue grama grass (*Bouteloua gracilis*). "Both look stunning planted with salvias and bold agaves or succulents," he says.

In the Midwest, prairie dropseed (*Sporobolus heterolepis*) and 'Elijah Blue' fescue are ideal for sites in full sun. Denny

Schrock, Master Gardener coordinator at Iowa State University in Ames, recommends pairing prairie dropseed with Tennessee coneflower (*Echinacea tennesseensis*) and keeled garlic (*Allium carinatum* var. *pulchellum*) or nodding onion (*Allium cernuum*). "Elijah Blue' fescue teams beautifully with 'Little Titch' catmint (*Nepeta racemosa*) and 'Firewitch' ('Feuerhexe') dianthus," he adds. "With varying shades of blue-green foliage, all of these low-growers make a lovely carpet surrounding shrub roses."

Faced with a challenging site? Consider a sedge. Pennsylvania sedge (*Carex pennsylvanica*), for instance, is a resilient, fine-textured species, widely native in eastern North America. It tolerates poor acidic soils in part sun or shade and, according to William Cullina, executive director of Coastal Maine Botanical Gardens in Boothbay, it makes an excellent turf alternative or groundcover in sites where foot traffic is not an issue. "We are using it in a planting strip under eastern redbud (*Cercis canadensis*) at the Gardens, and the sedge has formed a thick, tousled, weed-smothering turf after two seasons," he says.

## CHOICES FOR CONTAINERS

Many ornamental grasses adapt readily to container culture. In fact, growing grasses in containers can be a great way to restrain the size of grasses that would otherwise be too big if grown in the ground. For example, maiden grass (*Miscanthus sinensis*) selections 'Zebrinus' and 'Morning Light' that might normally reach six feet tall in the ground will often form a fountain of foliage less than two to three feet high in a container.

Line your driveway with grasses in containers, or group several pots on either side of your front door to create an engaging welcome for visitors. Use several grass-filled containers placed at varying heights to add a touch of tropical ambiance to your patio, porch, or deck.

Nestle grasses in pots with other plants, or experiment with a grouping of single grasses in their own containers. For instance, the intensely blue foliage of blue wheatgrass (*Elymus magellanicus*) becomes even more dramatic when grown in a deep purple or black pot, while mophead sedge (*Carex comans*) positively glows in a co-



**Growing to three feet tall with equal or greater spread, 'Cassian' fountain grass features pale brown flower plumes in summer and attractive autumn foliage.**



**'King Tut' papyrus makes a good container plant with purple heart and red verbena.**

balt-blue or weathered copper container.

"*Pennisetum ×advena* 'Fireworks' is one of the best thrillers for a mixed container," says perennials expert Allan Armitage, professor emeritus of horticulture at the University of Georgia. It is the first variegated purple fountain grass, with spectacular foliar color in a variety of hues that include burgundy, pink, cream, white, green, and ruby-red stripes.

Two other noteworthy grasses for containers are lemon grass (*Cymbopogon citratus*) and 'King Tut' papyrus (*Cyperus papyrus*). Lemon grass is an outstanding tropical ornamental, with upright clumps of gracefully arching, strap-like, light green leaves; as a bonus, the stalk of this plant provides the popular lemony flavoring used in Asian cuisine. 'King Tut' is a dwarf cultivar of papyrus

that in frost-free areas typically grows from two to four feet tall in containers when kept consistently moist (for best results, double pot it, using an outside pot free of drainage holes). Overwinter both grasses indoors in areas where frost occurs.

### EASY CARE

Water newly planted grasses regularly until they become established. After that, most will need supplemental water only in extended droughts. Grasses growing in average garden soil require little, if any, soil amendments or fertilizer. Many of the grasses native to the American prairies, including Indian grass (*Sorghastrum nutans*) will grow even in heavy clay soil. Most grasses are relatively untroubled by major pests and diseases.

## Sources

- Earthly Pursuits**, Windsor Mill, MD. (410) 496-2523.  
[www.earthlypursuits.net](http://www.earthlypursuits.net).  
**Fairweather Gardens**, Greenwich, NJ. (856) 451-6261.  
[www.fairweathergardens.com](http://www.fairweathergardens.com).  
**Plants of the Southwest**, Santa Fe, NM. (505) 438-8888.  
[www.plantsofsouthwest.com](http://www.plantsofsouthwest.com).  
**Prairie Nursery**, Westfield, WI. (800) 476-9453. [www.prairienursery.com](http://www.prairienursery.com).  
**Shooting Star Nursery**, Georgetown, KY. (502) 867-7979.  
[www.shootingstarnursery.com](http://www.shootingstarnursery.com).

## Resources

- The Encyclopedia of Grasses for Livable Landscapes** by Rick Darke. Timber Press, Portland, Oregon, 2007.  
**Gardening with Grasses** by Michael King and Piet Oudolf. Frances Lincoln, Ltd., London, 1998.

To keep your grasses looking their best, trim back or rake out spent foliage and flowers on lower-growing grasses in late winter; cut taller grasses back to about eight inches above the ground before they resume growth in spring.

Using a sharp spade or knife, divide mature grasses once they outgrow their space or begin to develop bare centers. Cool-season grasses should be divided or moved during the winter or early spring, or in fall. Warm-season grasses are best divided or moved in early summer in temperate regions; in mild-winter regions, they can be transplanted in fall. There are some exceptions to these guidelines, so for specific genera it's best to consult a reference such as Rick Darke's *The Encyclopedia of Grasses for Livable Landscapes* (see "Resources," above).

With myriad textures, shapes, and forms, grasses can enliven nearly any small space. A short list of recommended selections is described in the following pages. All you need to do is choose wisely, plant them in a suitable spot, and watch them grow. 🌿

*Kris Wetherbee grows many species of grasses in her garden in Oakland, Oregon.*

## GREAT GRASSES FOR SMALL SITES

The following grasses, divided into selections for sun or shade, are suited to a wide range of garden sites, as indicated.

### FOR SUN

**Feather reed grass** (*Calamagrostis ×acutiflora*, USDA Hardiness Zones 5–9, AHS Heat Zones 9–5). This clump-forming grass grows nearly six feet tall in flower. A cool-season grass, it has an erect habit, with slender, bright green leaves and stems topped in early summer by pinkish purple flower panicles that later turn a golden tan. Grow it singly, in small clusters, or lined up as a low scrimlike screen. Several selections are available,



*Calamagrostis ×acutiflora*  
‘Karl Foerster’

but ‘Karl Foerster’—named Perennial Plant of Year in 2001 by the Perennial Plant Association—is still one of the best. Hybrid of Eurasian species.

**Bowles golden sedge** (*Carex elata* ‘Aurea’ Zones 5–9, 9–3). A graceful, upright plant to two-and-a-half-feet tall that boasts sensational golden-striped leaves creating an overall effect of vivid golden-yellow if grown in full sun (foliage color is muted in part shade). It makes an excellent accent, border, or container plant. It thrives in moist soil and is often planted at the edge of water features. Northeast Europe.

**Tufted hair grass** (*Deschampsia cespitosa*, Zones 5–9, 9–1). Suited to both sun and part shade, this stunning cool-season grass forms dense clumps to 10 inches tall, topped in summer by airy, light green flower clusters that later fade to tan. “It is a good option for rocky banks in full to part sun that are difficult to mow, and also makes a good subject for planting between paving stones,” notes Bill Cullina. ‘Northern Lights’, which has variegated leaves suffused with pink in cool seasons, is among the recommended selections. It grows best in moist soil and tolerates heavy clay, flowering best in full sun. Temperate regions worldwide.

**Blue fescue** (*Festuca glauca*, Zones 4–8, 8–1). This mound-forming grass features dense tufts of finely textured leaves. Its foliage varies from blue-gray to silvery white, with showy spikes of summer flowers rising above. Variations in foliage color occurs in plants grown from seed. ‘Elijah Blue’ is the most heat tolerant selection and has intensely silver blue leaves. Best foliage color occurs in full sun; best growth in well-drained soils. Southwest Europe.

**Blue oat grass** (*Helictotrichon sempervirens*, Zones 4–9, 9–1). Clumps of upright silvery blue foliage to two-and-a-half feet tall distinguish this cool-season grower, which often remains evergreen in mild winter regions. Flower clusters bloom in late spring to early summer, adding another foot and a half to the height. One of the most popular blue-leaved grasses, it is stunning as a specimen, a color accent in mixed borders, and in containers. It needs free-draining soil and struggles in humid summers. South central Europe.

**Pink muhly grass** (*Muhlenbergia capillaris*, Zones 6–10, 10–1). This warm-season grass forms tidy clumps of upright foliage in summer, but its big show comes in fall when a fountainlike profusion of airy pink or magenta plumes seemingly

float above the foliage at a height of three or four feet. Use as a specimen, massed, or in a container; a white-plumed selection, ‘White Cloud’ is available. Heat, humidity, and drought tolerant. Southeastern U.S. and Mexico.

**Mexican feather grass** (*Nassella tenuisima*, Zones 7–11, 12–7). A fountain of wispy green foliage is the hallmark of this graceful cool-season grass, which grows to



*Muhlenbergia capillaris*

two feet tall and remains evergreen in cool climates. The silvery flower clusters bloom in spring in warm climates—but not until summer in colder regions—fading to pale khaki as they mature into fall and winter. Wonderful in containers or mixed borders. It requires free-draining soil and tolerates some shade in warm regions. Southwest U.S., Central and South America.

**Switch grass** (*Panicum virgatum*, Zones 5–9, 9–1). This clump-forming warm-season grass forms erect columns of narrow, deep green to blue-green leaves two to three feet tall; fall color can be tan to red or purple. Feathery panicles





*Panicum virgatum* 'Hanse Herms'

of pink to red flowers bloom one to two feet above the foliage in late summer, fading in color but remaining decorative into winter. Among dozens of selections are 'Shenandoah', which has red-tipped blue-green leaves that turn maroon in early fall, and 'Hanse Herms', which is more fountainlike in habit, with red-tipped steely blue foliage and airy pinkish plumes. Use as specimens, massed and in screens, and in containers. It is drought tolerant and adapted to a wide range of conditions, including infertile or wet soil. Eastern and central Canada, central and southwest U.S.

**Fountain grasses** (*Pennisetum xadvena*; *P. alopecuroides*). Clothed in red to burgundy foliage, purple fountain grass (*P. xadvena*, Zones 9–11, 12–1) is an arching grass that grows from three to five feet tall. Red to apricot-tinged flower plumes bloom from late summer to frost. 'Fireworks' has burgundy foliage with hot-pink margins. 'Eaton Canyon' is a dwarf type growing 18 to 30 inches tall, with narrow red-tinged bronze foliage and burgundy red plumes. Ideal for containers. Hybrid.

Some selections of fountain grass (*P. alopecuroides*, Zones 6–11, 12–1) are noto-

rious for self-sowing, but two green-foliaged selections ideal for small spaces, containers, and as groundcover include 'Hameln' (two to three feet tall), which has pale green to white flowers, and 'Little Bunny', which has green to off-white flowers and tops out as 10 to 15 inches. Southeast Asia.

#### FOR SHADE

**Striped tuber oat grass** (*Arrhenatherum elatius* ssp. *bulbosum* 'Variegatum', Zones 4–7, 7–4). This cool-season grass forms an attractive, foot-high mound of green-and-white variegated foliage. Late summer flowers add height, but many gardeners remove them because they detract from the plant's habit. It thrives in regions with cool summers. Garden origin, Europe.

**Variegated palm sedge** (*Carex phyllocephala* 'Sparkler', Zones 7–10, 10–7). This upright, evergreen, clump-forming sedge is a real eye-catcher, with thick stems growing one to two feet tall, topped by a cascade of white-and-green-striped leaves. Great as a groundcover or in containers. It thrives in moist, rich soil in part shade or sun. Garden origin/China.

**Silver sedge** (*Carex platyphylla*, Zones 4–7, 7–4). This beautifully textured,

clump-forming groundcover has tapering silvery or powder-blue leaves an inch wide and up to a foot long. It prefers part or dappled shade and average to moist soil. Eastern and central U.S.

**Hakone grass** (*Hakonechloa macra*, Zones 5–9, 9–2). A slow-growing, clump-forming, warm-season grass with graceful, arching stems forming 14-inch-wide mounds of foliage reminiscent of bamboo. The most widely used selection, 'Aureola', has variegated foliage that ranges, depending on region and planting site, from golden yellow to creamy-white and yellow, to lime green. It's dazzling as an accent, border plant, groundcover, or in containers. Plant it in full sun in cool regions, part sun in warmer areas, in moist, fertile soil. Japan.

**Golden wood millet** (*Milium effusum* 'Aureum', Zones 5–9, 9–4). This compact, clump-forming grass brightens a shady corner with a cascade of chartreuse, arching, lance-shaped leaves that turn light green by summer. Great in a woodland garden or container. Part to full shade (except in very cool climates) and moist to boggy, fertile soil. Northern hemisphere.



*Carex phyllocephala* 'Sparkler'

If you enjoy growing heirloom tomatoes, you'll appreciate this useful guide to some of the tastiest selections in a wide range of colors.

BY CRAIG LEHOULLIER

# *a spectrum of* Heirloom Tomatoes

SOME SAY that we eat with our eyes. Ponder our palates' expectations if we are faced with colorless cola, an opaque glass of Guinness stout, or a handful of ivory-colored raspberries. The cola would probably seem insipid, the Guinness overpowering, and the berries lacking that distinctive brambly flavor. Yet a blindfolded taste test would probably elicit very different responses. The cola would taste typical, the stout quite subtle, and the berries as good as the best red specimens. We get what we expect, and what tends to be grown or produced commercially is what will sell.

As gardeners, fortunately, we have no such restrictions. So, rather than growing the tasteless tomato varieties usually found in supermarkets, we have a cornucopia of colorful and flavorful heirlooms to choose from. For this we owe a debt of thanks to organizations such as the Seed Savers Exchange (SSE), and courageous small seed companies that offer so many treasures despite the risk of customers saving seeds for themselves and reducing future business (see "Seed Savers Exchange and Heirlooms," page 36).

## DECODING TOMATO COLOR

When it comes to tomatoes, the external color is a combination of the flesh color and skin color. In fact, when sliced, pink tomatoes look exactly like red ones, and sliced purple tomatoes appear to be the same as brown ones. The unique combination of skin and flesh color defines the different categories into which tomatoes fit.

Although I was introduced to gardening by family members at a very early age, it wasn't until after discovering and joining



Heirloom tomatoes come in all shapes, sizes, colors, textures, and flavors.

LAURA BERMAN

the SSE in 1986 that my obsession with tomatoes went into overdrive. The tomato collection in my North Carolina garden now numbers well over 3,000 varieties, and my typical tomato gardens over the past decade have contained up to 200 different varieties, representing a mix of old favorites, mysteries, and breeding projects. Thus I have favorite tomatoes in every color, and discover new ones each season.

While lecturing about tomatoes, I get a lot of questions. One that always stumps me is when I'm asked which color tomatoes taste the best. Generalizing about the relationship between tomato color and flavor is tricky—especially when it becomes clear that there are all sorts of exceptions to those generalizations.

A few common “urban legends” about tomato flavor are: red tomatoes are more acidic tasting, pink tomatoes are lower acid, pink tomatoes are sweeter, yellow or orange tomatoes are bland, black tomatoes are smoky or salty. And this is where I think many of us really do tend to eat with our eyes—or at least develop our preconceived notions or expectations.

Neil Lockhart of Illinois, who joined the SSE in 1994 and has since expanded his tomato collection to about 3,500 varieties, offers this perspective: “Some of the colors have lots of variation; many red and pink varieties can range from tart to sweet. To me, the yellow and red bi-colored types tend to be on the sweet side, the green-fleshed ones and purple ones tend to be generally delicious. White tomatoes seem to be pretty bland.” Yet other factors influence flavor. “I've found that all tomato varieties are pretty finicky, and there is a big dependency of how they taste based on the weather, season to season,” he says.

Carolyn Male is a familiar name to heirloom tomato growers through her long association with the SSE and her book, *100 Heirloom Tomatoes for the American Garden*. Though she has sampled around 3,000 different tomatoes over the years, her current seed collection numbers about 1,500. “If

I close my eyes, I can't see the color of the fruits I'm tasting,” she says. “The only relationship I experience is that the green-when-ripe varieties have a spicy sweetness to them, the so-called blacks have more of an earthy taste, and—with few exceptions—the white ones are rather bland.” In our many tomato discussions through the years, Male and I often chat about our favorites, and they populate every possible color category.

So with all of the wonderful varieties of heirloom tomatoes available, how can the average gardener hone in on a select few to take up their precious and finite growing space? To provide some guidance, I asked Lockhart, Male, and several other true tomato-growing, tomato-eating aficionados



The author considers the red variety ‘Nepal’ among the best heirlooms for flavor.

about their particular favorites. Hopefully our suggestions, organized by color, will help you narrow the field (for even more colorful choices, see the chart on page 38).

### REDS AND PINKS

Darrel Jones has been serious about growing tomatoes since 1987, particularly heirloom types. In 1993, he started selling a wide variety of seedlings through his mail-order and local sales company, Selected Plants ([www.selectedplants.com](http://www.selectedplants.com)). “My seedlings business provides a pulse of what does well where, around the country, and what is popular in different regions,” says Jones.

Typically, red tomatoes have red flesh but yellow skin, giving the tomato its scarlet tint. “Two red varieties, ‘Wisconsin 55’ and ‘Ramapo’, are popular in the upper Mid-

## Sources

**Johnny's Selected Seeds**, Winslow, ME. (877) 564-6697.

[www.johnnyseeds.com](http://www.johnnyseeds.com).

**Seed Savers Exchange**, Decorah, IA. (563) 382-5990.

[www.seedsavers.org](http://www.seedsavers.org).

**Southern Exposure Seed Exchange**, Mineral, VA. (540) 894-9480.

[www.southernexposure.com](http://www.southernexposure.com).

**Tomato Growers Supply Company**, Fort Myers, FL. (888) 478-7333.

[www.tomatogrowers.com](http://www.tomatogrowers.com).

**Victory Seed Company**, Molalla, OR. (503) 829-3126.

[www.victoryseeds.com](http://www.victoryseeds.com).

## Resources

**100 Heirloom Tomatoes for the American Garden** by Carolyn Male.

Workman Publishing Company, New York, New York, 1999.

**Field and Garden Vegetables of America** (3rd ed.) by Fearing Burr. The American Botanist, Chillicothe, Illinois, 1988 (originally published in 1863).

**The Heirloom Tomato** by Amy Goldman. Bloomsbury USA, New York, New York, 2008.

**Tatiana's TOMATObase—Heritage Tomatoes**, <http://t.tatianastomato.com/wiki>. (Seeds sold at [t.tatianastomato.com/seed-catalog.html](http://t.tatianastomato.com/seed-catalog.html).)

west. Louisiana also tends to favor red tomatoes, with ‘Creole’ very popular there,” says Jones. Among his personal favorite red heirlooms are ‘Cuostalee’, a late-maturing beefsteak type and ‘Druzba’, a high-yielding mid-season variety. “‘Druzba’ is a red variety that has excellent production and rich tomato flavor,” he says.

“My favorite red variety is ‘Mayo’s Delight’ for its unbelievable taste, which is well-balanced between tartness and sweetness,” says Tatiana Kouchnareva, who at the age of seven began gardening alongside her grandmother in her native Russia. Soon after moving to the Pacific Northwest region of Canada in 1996, she discovered that the locally available tomatoes were not at all inspiring. Starting in 2001 with ‘Caspian Pink’ and ‘Purple Prince’, she embarked on a journey that now includes her own seed com-

## SEED SAVERS EXCHANGE AND HEIRLOOMS

Today's heirloom gardening enthusiasts may be shocked by the limited selection of tomato colors available in a typical seed catalog from the 1930s. The 1937 John A. Salzer Seed annual offered fewer than 25 varieties of tomatoes: 13 were the traditional red or scarlet, six were pink or crimson, and three were yellow.

Except for 'Purple Calabash', offered by Glecklers Seedsmen, no seed catalogs listed tomatoes that we describe as purple or brown—the so-called “black” varieties that are so popular today—until the early 1990s.

Tomatoes of many colors have long existed throughout the world, held within family gardens or farms and handed down from generation to generation. The origin of these varieties was likely accidental crosses, or even rarer mutations, discovered by observant or lucky gardeners and then lovingly nurtured and maintained through the years.



In all likelihood, many of these heirlooms would by now be lost to history were it not for Kent and Diane Ott Whealy, who launched what we now know as the Seed Savers Exchange (SSE) in 1975. Founded as a cooperative, the SSE, currently based in Decorah, Iowa, provided a collection point for unique vegetable and flower varieties, allowing for wider distribution through the sharing of seeds. The formation of small, heirloom-focused seed companies soon followed, facilitating the preservation and spread of these wonderful varieties far beyond the membership of the SSE.

So here we are, in 2013, enjoying a much wider array of choices for every crop than at any previous point in our gardening history. Gardeners today are fortunate indeed, as are those who enjoy the heirlooms available at farmers' markets, through Community Supported Agriculture groups, and at many progressive restaurants. —C.L.

pany, launched in 2009, and a Wiki-type database that is becoming a one-stop shop for reliable information on hundreds of varieties (see “Resources,” page 35). “I do perceive red tomatoes as stronger flavored,” says Kouchnareva. 'Mayo's Delight' produces large, heart-shaped fruit that is equally good for slicing fresh, canning, or making paste.

'Nepal' is the variety responsible for converting me from typical hybrids like 'Better

Boy' to heirloom (non-hybrid) types in the mid-1980s. Though these nearly round, medium-sized tomatoes look quite ordinary, they are among the best-tasting of all.

If a tomato's red interior is covered by clear skin, the tomato is described as pink or crimson. “'Brandywine' is a favorite pink, which sometimes has low production, but the flavor more than makes up for it,” says Jones, who has grown it every

year since 1988. A mid-season variety with large fruit, 'Brandywine' is also a favorite of mine, and in a year that it shines, it would be hard to find a tomato with better flavor.

Long-time SSE member Jeff Fleming grows tomatoes in Augusta, Michigan. “Coming up with a favorite pink tomato is my hardest decision, because there are so many great ones to choose from,” says Fleming. One of his long-time favorites, 'Tiffen Mennonite' is a mid-season variety that produces well and has great flavor. Another mid-season variety, 'Snag's Pride', produces large beefsteak type fruit. “I've only grown 'Snag's Pride' the last three years, but it quickly moved to the top of the list, due to its wonderful melt-in-your-mouth flavor and good productivity,” says Fleming. Another great pink is 'Anna Russian', which Kouchnareva describes as “a pink tomato that never disappoints.” Its medium-sized fruit is heart-shaped.

### PURPLES AND BROWNS

If during ripening, a tomato retains some of the chlorophyll (green pigment) and the interior red has a much darker hue, this leads to a brown or purple tomato—some call these black tomatoes. If the skin over the darker interior is yellow, the tomato is brown; if the skin is clear, the tomato is purple.

One variety stands above all others of this type in my own tomato collection. In 1990, I received a letter from J. D. Green of Sevierville, Tennessee. He enclosed a





few seeds of “a purple tomato that the Cherokee Indians gave my neighbors 100 years ago. I hope you like it.” I named the large, delicious purple tomatoes produced from that seed ‘Cherokee Purple’. Seed was shared through the SSE, and sent to Jeff McCormack, who owned Southern Exposure Seed Exchange at the time. He told me that the tomato “tasted fine, but was kind of ugly—people may not like it.” Fortunately, McCormack carried the variety in his catalog, and people didn’t like it—they *loved* it!

In 1995, one plant of ‘Cherokee Purple’ produced fruit that was a lovely chocolate-brown color. Seed saved from the fruit produced the same brown fruit the following year, and ‘Cherokee Chocolate’ was born, having the same wonderful flavor, fruit size, and productivity as ‘Cherokee Purple’.

Two other brown varieties, ‘Amazon Chocolate’ and ‘Paul Robeson’, received kudos for their superb flavor from several of the experts I spoke with. The medium-sized, rich-flavored fruit of ‘Amazon Chocolate’ are produced over a long season. “Paul Robeson’ has that hard-to-describe ‘smoky’ flavor. Eaten fresh, it is okay, but in a salad with oil and salt, the

flavor really pops, and it has a lovely texture, too,” says Kouchnareva.

### ORANGES AND YELLOWS

Orange flesh and either clear or yellow skin results in orange tomatoes. Ted Maiden of Tennessee has a very special orange tomato

that he calls ‘Maiden’s Gold’. “It came to my grandfather in 1949, so it holds a very special place in my tomato collection,” he says.

A few other orange varieties warrant special mention for their excellent flavor: the pale orange-hued ‘Aunt Gertie’s Gold’ and ‘Yellow Brandywine’, and the deeper orange ‘Kellogg’s Breakfast’. All three are late-season bearers of large beefsteak fruit.

Yellow tomatoes have yellow flesh with either yellow or clear skin. “I love ‘Hugh’s’ for its consistent excellence” says Fleming. “Maybe it’s the Michigan soils and climate that make it so good here. In fact, ‘Hugh’s’ was a runner-up in the local taste-testing, so it isn’t just me.” It is a late-season producer of large, pale yellow, meaty, thin-skinned fruit.

‘Lillian’s Yellow Heirloom’ is my personal favorite yellow variety; indeed, it is one of the very best tomatoes I’ve ever tasted. It produces medium to large, sometimes irregularly shaped fruit with a meaty texture and few seeds.


### GREENS AND WHITES

If the flesh retains its green color when fully ripened and the skin is clear—as is the case with ‘Green Giant’ or ‘Aunt Ruby’s Green’—there may be little evidence of the fruit being ripe save for a pale, pearly pink blush at the blossom end. If the skin is yellow, the external effect can be a rich amber color, as in the case of ‘Cherokee Green’. I tend to refer to both types as green tomatoes, no matter what the skin color or



## MORE GREAT HEIRLOOM VARIETIES

Name	Fruit Color	Fruit Size/Season	Comments
'Azoychka'	yellow	medium/early	refreshing tart flavor, from Russia
'Black Krim'	purple	medium-large/mid-season	full flavor, tart beefsteak fruit, heavy producer
'Black Prince'	brown	medium/early to mid-season	uniform, round fruit, flavorful
'Dr. Wyche's Yellow'	orange	medium-large/mid-season	very flavorful with a tart edge
'Ferris Wheel'	pink	large/late	beefsteak with sweet flavor and meaty flesh, excellent slicer
'Galina'	yellow	small/mid-season	cherry tomato, heavy yields, from Russia
'German Red Strawberry'	red	large/late	oxheart-shaped fruit, meaty and full-flavored
'Great White'	white	large/mid-season	good flavor, smooth-skinned, good yields
'Indian Stripe'	purple	medium-large/mid-season	heavy producer, exceptionally rich flavor
'Marizol Gold'	bicolor	large/late	yellow flesh with red swirls, beefsteak, good slicer
'Omar's Lebanese'	pink	large/late	huge beefsteak fruit, high yields, mild sweet flavor
'Opalka'	red	medium/mid-season	meaty, sausage-shaped fruit with few seeds, great for paste
'Pineapple'	bicolor	large/late	both flesh and skin is red with yellow streaks
'Wes'	red	large/late	good slicer, few seeds, heavy producer



external appearance, preferring the flesh color to determine the classification.

There is uniform passion among tomato aficionados for many of the green-fleshed tomatoes. Three dominated in my survey: 'Green Giant', 'Aunt Ruby's German Green'—both late-maturing, large-fruited slicers—and 'Cherokee Green', a mid-season variety with medium-sized fruit. A few years ago, 'Green Giant' was deemed the best-tasting tomato at an annual Midwest tomato festival. According to Darrel Jones, "Aunt Ruby's German Green' is a sweet, zingy tomato that makes me want to dance." And 'Cherokee Green', which appeared in a planting of 'Cherokee Chocolate' in 1997, has the excellent flavor and performance of its other two 'Cherokee' tomato relatives.

As for white tomatoes, most of our experts find them overly mild, verging on bland in flavor. White tomatoes result from

the combination of near ivory-colored flesh and clear skin. Only 'White Queen', with creamy white, meaty fruit, found favor with the majority of the group I consulted.

### SWIRLS AND STRIPES

Tomatoes can have combinations of flesh color, such as mixtures of red and yellow or red and green. These are called bi-colored or swirled tomatoes. The intriguing colors, however, are not always matched with great flavors. According to Maiden, "The large swirled yellow and red tomatoes are beautiful, with 'Lucky Cross' having the best flavor." Most of the experts I talked to tend to agree, though 'Lucky Cross'—which, full disclosure here, is a recent creation of mine—is not an heirloom...yet.



Another dramatic color combination in the swirled category is represented by 'Ananas Noire', mid-season variety favored by Bill Minkey in Darien, Wisconsin, who has "gone from growing 10 plants of different colors from fellow SSE member Thane Earl in 1991, to having over 1,000 varieties in my current collection," he says. Minkey finds the large green-and-purple-swirled fruit of 'Ananas Noire' to be truly outstanding.

In the striped heirloom tomato category, two varieties that stand out are 'Tiger Tom', a golf ball-sized red with gold stripes, and 'Pink Berkeley Tie Dye', a large oblate purple tomato with greenish yellow stripes.

### COLORFUL VARIETIES AROUND

It is common today to feel nostalgic about the past. We may recall our grandparents' gardens and pine for the tomato varieties that grew in them. But we are actually very fortunate, because there has not been a time in American horticultural history when gardeners could choose from such a bounty of diverse tomatoes. Today's gardens can be the most interesting and fulfilling ever for those willing to go beyond the typical, ordinary, or easily found varieties. Jump onto the tomato color wheel and give it a spin. You may just find that your gardening pursuits will never be the same.

*Craig LeHoullier, aka NC Tomatoman, is an heirloom tomato expert and hybridizer based in Raleigh, North Carolina.*

# Powerhouse Plants

The most efficient and economical way to create a garden with year-round appeal is by choosing multi-dimensional plants.

BY GRAHAM RICE

PHOTOGRAPHS BY JUDYWHITE



The colorful winter stems of *Salix alba* 'Britzensis' are followed by showy yellow catkins.


**M**OST GARDENERS hoping to create attractive landscapes think first of flowers. But every aspect of a plant—from its emerging spring shoots to its lofty maturity—has the potential to provide interest and inspire admiration. So when you are choosing plants for your garden, why not choose powerhouse plants that have more than one season of appeal? These are plants that offer two or more entirely different features so that, at different times of the year, different displays are produced at the same place in the garden—from just one plant. Such multi-talented plants are especially valuable in small yards. They also allow different plant combinations to be created with neighboring plants at different times.

## CONSIDER ALL OF A PLANT'S FEATURES

All year—but especially noticeable in winter—there are trees and large shrubs whose colorful or beautifully patterned bark brings as much brightness and satisfying structure and design as any flower. Some shrubs have twigs so brilliantly colored that they outshine the early bulbs planted below them. While winter stem color may be the only contribution to the garden for some shrubs, there are varieties—even of the same species—that may continue their interest into spring with attractive flowers, or take us through the summer with variegated foliage; some will develop ornamental fruits, and a few offer leaves that will turn colorful shades in autumn.

As spring greets us, the emergence of bright new shoots on trees and shrubs and the fresh growth of herbaceous perennials as their shoots shoulder aside winter mulch is an effect not always appreciated.

Foliage as a crucial element of a landscape is something that has become important to gardeners only in relatively recent horticultural times. Whether it's



This article is an adapted excerpt from *Powerhouse Plants: 510 Top Performers for Multi-Season Beauty* by Graham Rice, published by Timber Press, Portland, Oregon, 2013. Used with permission from the publisher.

bold, variegated, lacy, bronzed, golden, or purple, it is around for so much longer than fleeting flowers that we should reconsider how we view it in the garden, especially in winter.

Plants that bloom prolifically across the seasons and engulf us with intoxicating fragrance are often sought-after by gardeners. They are even more desirable if before and after their entrancing blooms, they are more than just lumps of green. Perhaps their flowers are followed by colorful berries, or their bright stems enliven the winter garden.

Come the fall, the spring and summer flowers of many plants mature into fruit. Sometimes the fruits are highly ornamental, but even if they appear small, dry, and unremarkable from the gardener's per-

spective, birds or other creatures may appreciate them as a food source.

## HOW TO CHOOSE MULTI-PURPOSE PLANTS

When we are looking for new plants for our gardens, it is helpful to ask ourselves: "What are the individual elements, the specific qualities that plants bring to the landscape?" Below are the key features. (There are plants that may also bear other desirable attributes such as fragrance, elegance of habit, and edible qualities.)

- Bark
- Winter stems
- Winter and spring foliage rosettes
- New spring shoots pushing through soil
- Fresh, unfurling foliage
- Summer foliage
- Evergreen foliage
- Fall foliage color
- Flowers
- Fruits

Choose almost any two of these qualities, and plants can be found that successfully combine them. Let's highlight a few of the most valuable combinations of attractions that characterize the very best garden plants.

### Spring flowers/fall fruits

In spring, much of the attraction of the more substantial plants along natural woodland edges and in the garden comes from the flowering of shrubs. In the part of Pennsylvania where I garden, the American elderberry (*Sambucus canadensis*) is one of the first flowering shrubs to be seen along roadsides, and after gathering a few berries and sowing them, I now have them in the wild corners of my garden. The robins enjoy the blue-black fall berries after I and pollinating insects have enjoyed the May flowers.

Viburnums in their many forms are crucial, as are hollies and barberries and dogwoods, some with the additional contribution of evergreen foliage. Coto-neasters and roses are other groups that offer a wide choice of appealing combinations in flower and fruit color.

On a larger scale, crabapples are among the trees that also provide a classic flowers-then-fruit spectacle; and at the other end of the scale, herbaceous perennials such as bugbanes or baneberries (*Actaea* spp.), a few irises, peonies, and several members of the lily family offer a less conspicuous version of the same sequential pairing.



The Japanese or Kousa dogwood (*Cornus kousa*) offers prolific early summer flowers in pink or white followed by tough-skinned, red, globular fruits that contain edible pulp.



### Winter twigs/summer foliage

The main contribution of an invaluable group of shrubby dogwoods (*Cornus alba*, *C. sanguinea*, and *C. sericea*) and willows (*Salix alba*) is to enliven our winter gardens with their bright bare twigs in red, orange, yellow, green, and even in black and in combinations of colors. They are especially delightful underplanted with dwarf early bulbs. But in summer most of them look—well, “unremarkable” would be a kind word.

Others, however—such as *Cornus alba* ‘Elegantissima’ and *C. sericea* ‘Hedgesrows Gold’—when the spring buds burst, feature variegated or golden summer foliage that adds a whole new look right into the fall. The trick, as is so often the case, is to choose the right variety. This is also a situation when the right pruning—simple, but necessary and at the right time—greatly enhances the display, emphasizing the natural color that these tough and dependable shrubs bring to the garden.

### Winter and spring foliage rosettes/ summer flowers

Many plants, especially biennials and winter annuals, but also some perennials, overwinter in the form of a rosette of foliage. In spring, the flowers erupt, often on tall stems. Think Himalayan poppies (*Meconopsis* spp.) love-in-a-mist (*Nigella damascena*), and verbascums.

So over the winter and into the early days of spring, the broad felted foliage of verbascums and some Himalayan poppies, for example, may be the only feature in an otherwise inescapably empty border. The more robust but less dominating spring bulbs, such as glory of the snow (*Chionodoxa* spp.) and squills (*Scilla* spp.), make ideal companions if the colors are chosen to relate to those of the rosettes. Interestingly, birds and certain species of bees line their nests with the down collected from verbascum leaves, so value to wildlife is another variation on our theme of the multiple beauties and uses of well-chosen plants.

Often plants that form rosettes need to be placed towards the back of the border, as the candelabric eruption of some of the major verbascums is just too imposing for anywhere else. But their rosettes are usually bold enough to stand out, even when glimpsed at a distance.



In addition to its colorful leaves, *Hosta* ‘Great Expectations’ offers a succession of appealing seasonal features, from upright shoots in spring to stalks of tubular flowers in summer.

In their natural habitat, many annuals originating in the Mediterranean—cornflowers, poppies, chrysanthemums, and other so-called winter annuals—grow from seeds in late summer or early fall, develop broad and often striking leaf rosettes, and flower in late spring and early summer. In gardens, we tend to sow in spring for summer flowers, and the display of both rosettes and flowers is often less impressive. However, if we replicate their natural cycle, we can enjoy their rosettes in the garden from late autumn into spring and, when they flower, they open a little earlier and bloom far more prolifically.

The challenge, of course, is choosing neighbors that complement the rosettes at

flowering time. Settling on dwarf bulbs as spring companions and early summer-flowering perennials for later is a wise option.

### Spring shoots/summer flowers

Foliage and flowers are the familiar features for which we often select perennials, but another significant attraction—restricted to a time of year when its color is especially valuable—is their emerging spring shoots. Red, smoky purple, electric green, sheathed in rusty scales—the list of colors is long.

Sometimes a whole genus complies, but often it is important to select a particular species or cultivar that exhibits this feature. The new spring foliage of almost every columbine (*Aquilegia* spp.), for in-

stance, is fresh and attractive, while with peonies some are far more vivid than others, so a careful choice must be made.

Later, as the columbines and peonies come into flower, a quite different set of choices must be made, for now the plants that began the season as a cluster of crimson shoots or a dome of fresh foliage around which smaller plants could be grouped bloom boldly, and the color and style of these flowers must connect with the plants around them.

Planting must be dense to capitalize on these features, and we must encourage thriving, dense growth by tending the soil and the plants thoughtfully. Both



irrigation, when necessary, and planting in good soil help grow more plants in one area than you might normally attempt.

### Winter bark/fall foliage color

If invaluable fall foliage color can be shown off by trees that also feature signature winter bark, then we have a coupling that is useful when spring and summer's excesses have faded. Trees with bark that is colorful, or even strikingly patterned—such as *Stewartia pseudocamellia*—shine in the winter garden, just when we need them most. As the fall foliage blows away, their bark's color again emerges.

When inspected closely, many trees feature bark with fascinating patterns or delicate

The combination of beautifully patterned bark, above, especially appreciated in winter, and multicolored fall foliage, left, is a feature of many trees, including this *Stewartia pseudocamellia*.

coloring. But, in some climates, we admire the winter effect of these trees more from the window than the path, so bold coloring and the right background are important.

Birches (*Betula* spp.), cherries (*Prunus* spp.), and maples (*Acer* spp.) are the leaders in supplying what we need, but choosing precisely the correct form is crucial. In all these groups, a hurried choice may leave you with a tree whose bark is undistinguished or whose fall color is feeble and fleeting.

### Changing foliage

Even if a plant never contributes anything to the garden except its leaves, it

can still be valuable, for the leaves of some plants, both evergreen and deciduous, change as the year rolls round. Heucheras, heucherellas, and tiarellas are especially valuable in this respect, with an unexpected range of changing tones, but think also of other perennials, and shrubs and trees. Japanese maples (*Acer palmatum*) often feature prettily divided or dissected foliage from spring into fall; many are worth growing for that feature alone, but as a bonus, in fall the leaves take on fiery color. The foliage of many conifers develops rustier or orange coloring in winter.



heads of blue flowers in spring or summer that combine well with its yellow-edged, deep green foliage.

The variegated forms of Mediterranean spurge, with their blue-gray or green leaves edged in white or cream, make an impact all year round, often on imposing plants. In spring, the plants are topped with fat heads of small greenish-yellow, white, or even variegated flowers, which harmonize with the leaves, but in a different style.

### CHOOSE CAREFULLY

One of the pleasant outcomes of thinking about multi-season plants is the real-



The amber tones of the new spring shoots on *Physocarpus opulifolius* Coppertina ('Mindia') soon give way to copper and greenish tones, above, then mature to reddish bronze, right.

Some lady ferns (*Athyrium* spp.) change color as the season progresses; especially appealing are the hybrids whose coloring intensifies through the season. Most hostas—whatever their summer color—develop autumnal biscuit brown and bright yellow tones; some mukdenias (an Asian relative of heuchera) are reddish bronze as they emerge, then turn green, then develop crimson coloring, especially at the leaf tips.

#### Evergreens with extras

Conifers, variegated hollies, ceanothus, and Mediterranean spurge (*Euphorbia*

spp.) are valuable in the garden simply through the color and shape of their attractive and ever-present leaves. But at specific seasons they may also boast other features worth noticing. Conifers obviously produce cones, and while many are undistinguished, some—such as the particularly long ones of mature Norway spruces (*Picea abies*)—are spectacular.

The small white flowers of variegated hollies in spring are followed by red, orange, or yellow berries that ripen in fall, creating an impressive color combination and also attracting many birds that feed on them. Variegated ceanothus bear powdery

ization of how many there are, and the many combinations of features. For even as we all become more thoughtful and sophisticated in the way we think about our gardens—and more demanding in what, precisely, we expect from our plants—so also must we choose our plants more carefully, and with more precision. It pays to hunt for the best varieties. So remember my mantra whenever you are deciding on a new plant for your garden: “What else does it do?”

*Graham Rice is an internationally known plantsman and garden writer who gardens both in Pennsylvania and in the United Kingdom with his wife, photographer judywhite.*

## The Benefits of Selecting Disease-Resistant Plants

by Scott Aker

**S**OONER OR LATER, every gardener learns that one key to success is starting with plants that are resistant to pests and diseases. These plants have less chance of sustaining significant damage from pests and diseases than ones that are susceptible, so planting them in your garden stacks the odds in your favor.

### FORMS OF RESISTANCE

What makes certain plants resistant to disease? Many plants that are resistant to foliar fungal diseases have leaves with an epidermis (the outer layer of cells) that is structurally different than that of susceptible plants. Fungal spores landing on the resistant plant's leaf either don't germinate, or the spores may find the cuticle too thick to penetrate. Still other plants react by quickly walling off infected areas of the leaf, stopping growth of the invading fungus, thus reducing the amount of damage.

Some plants may use a similar mechanism to protect themselves from insect and mite pests. For instance, plants with dense woolly hairs covering leaves and stems—think lamb's ears (*Stachys byzantina*)—are seldom attacked by mites because the mites cannot navigate the dense mat of hairs to reach the leaf's surface and feed.

In other instances, resistance just means that a plant is less severely damaged than a more susceptible plant. If disease and pest pressure is not too intense, such resistance may be helpful. A common case is with roses. Most modern hybrid tea roses are resistant to black spot, but if grown in a warm and humid region, the degree of resistance may not be sufficient. Complicating this is that there are several strains of the fungus that causes black spot, and a given rose may be resistant to one strain of the fungus and susceptible to another.

### HYBRIDIZATION

Sometimes a resistant species can be crossed with a susceptible species to

create plants that are more resistant. A good example of this can be seen in crape myrtles. Until the 1960s, Southern gardeners grew *Lagerstroemia indica* for its colorful summer flowers and heat tolerance even though the fungal disease powdery mildew was a constant problem. Then scientists crossed *L. indica* with another crape myrtle species (*L. fauriei*) that conferred cold toler-

the disease mutated to a form that can cause severe damage to many varieties. A similar situation has emerged with flowering cherries. A new form of the fungus that causes brown rot in stone fruits now defoliates 'Kwanzan' ornamental cherries. The take-home lesson is that even though resistant plants are great to use in our landscapes, if we use a particular plant too widely (think elm trees), we in-



**Black spot is the scourge of many roses, causing significant disfiguration and leaf drop, so it is important to select cultivars that have been bred to resist this common fungal disease.**

ance and powdery mildew resistance on the resulting hybrids. Yet this resistance is not absolute; some hybrid crape myrtles still may suffer minor powdery mildew infections under certain weather conditions.

Even resistant plants can become susceptible to pests and diseases. Insects, mites, and fungi are constantly evolving, and a minor change may make it possible for them to attack a host that stymied previous attacks. Bradford pears were touted as resistant to fire blight until a few years ago, when the bacteria that cause

increase the chances that a disease or pest will eventually cause them harm.

### GARDEN APPLICATIONS

How can you best use resistance in your own garden? Focus first on annual plants. If you can, select vegetable varieties that are resistant to the most serious diseases. Learn about the key diseases and pests that are threats in your area and do your research to find varieties that have some resistance to them. Many Extension service sites have volumes of information about local pests and diseases and give

excellent advice on using plant resistance to manage many of them. Even if you have varieties that you love, plant some new resistant varieties every year to hedge against disaster. And, of course, rotate vegetable crops regularly to reduce the risk of disease.

If you are aware of a problem that is difficult to control, opt for plants that ar-



Rotating crops—including cole crops such as broccoli—in the vegetable garden can head off a variety of diseases.

en't susceptible. One disease that is best managed this way is Southern blight. This disease causes herbaceous perennials such as phlox and ajuga to rot at the crown in warm humid weather, and you may see the telltale resting stage of the fungus that looks like a mustard seed near the dead crown of the plant. The fungus can persist in the soil for years, so it's best to switch to plants such as ornamental grasses that are resistant. Over time, the presence of the fungus will diminish and, years later, you may be able to plant susceptible plants again.

Also keep in mind that any plant that is severely stressed by a combination of heat, cold, waterlogged soil, drought, or infertility may succumb to pests and diseases despite its resistance to these conditions. Even if you are growing a variety that is resistant to one disease, another disease could cause stunting and lack of productivity. For this reason, you should replace berry plants such as strawberries and raspberries with new stock when you see productivity diminishing.

Woody plants are the most costly and long-lived plants in a landscape, so if you

## Gardening Q&A with Scott Aker

### REMOVING LANDSCAPE FABRIC

**What should I do about landscape fabric that is now buried four to six inches below the surface of my garden? Shrubs are rooting above and below the barrier.**

*Mari Detrixhe; Clyde, Kansas*

Do everything that you can to get rid of it, because intact pieces left in the ground will impede the movement of water into the soil. You might try digging trenches in the soil away from the shrubs on all sides to expose it and try to pull the fabric away from them for removal. In this way, you should be able to avoid major root disturbance. Use a spading fork to lift and loosen the fabric, then surgically remove exposed sections using a utility knife. It may be nearly impossible to remove pieces of the fabric immediately around the shrubs, but this is less critical, particularly if the shrubs have been able to penetrate it with their roots, creating channels for movement of water.

### LOSS OF LEAVES ON EVERGREENS

**I would like to know if the leaves will grow back on a Japanese holly (*Ilex crenata* 'Sky Pencil') and two *Osmanthus heterophyllus* 'Goshiki' that I am growing in containers. The Japanese holly was left outside in a sunny location during our very mild winter (the container base was wrapped in bubblewrap). It wasn't protected from wind, but it was watered. The osmanthus, which are in much smaller containers, were kept in a wind protected screened-in porch, which receives lots of light. Their leaves fell off all at once in late February after I gave them a small amount of water. The stems are pliable, however. Is there anything I can do now to help these shrubs revive?**

*Judy Kutschera; Middletown, New Jersey*

It's very important that broadleaf evergreens grown in containers be watered whenever temperatures are above freezing. It's also advisable to store potted broadleaf evergreens in a location that is partly or fully shaded and protected from wind during the winter. This is because winter sun and wind can increase water loss from the foliage, while if the soil is frozen, that water cannot be replenished by the roots. So, even if you watered the 'Sky Pencil' regularly, it's possible it may have gotten too dry. It's likely the osmanthus also dried out. Water them weekly now as long as temperatures are above freezing, but don't allow the pots to rest in standing water. If the plants are still alive, new leaf buds should open by mid-May.

In future, try to find a protected spot in filtered shade where you can bury the containers to their rim during the winter. This will moderate root exposure to wild swings in temperature and minimize water loss from the foliage. You may also want to transplant the osmanthus into larger containers. —S.A.

Send your gardening questions to Scott Aker at [saker@ahs.org](mailto:saker@ahs.org) (please include your city and state with submissions).

are planning to add trees and shrubs, do your homework before deciding what to purchase. Evaluate the soil pH, drainage, and light exposure of your intended planting site. Check out the trees and shrubs that are thriving in local public gardens and look up recommended plants in authoritative reference books and online gardening sites. If you live in a community with an urban

forestry or street tree department, check to see if they have recommended plant lists.

Above all, make sure your garden includes a broad variety of plants. Reliance on a narrow palette of plants stacks the odds in favor of diseases and pests. 🌿

*Scott Aker is a horticulturist based in Washington, D.C.*



## Radish Revelations

by Kris Wetherbee



‘Cherry Belle’ is a popular fast-maturing radish that can be harvested in as little as 21 days.

I PLANTED MY very first row of radish seeds when I was five years old—with the help of my mom, of course. When it came time to pull them from the ground, I was somewhat disappointed as each pull produced only one solitary radish. Somewhat puzzled, I asked my mom, “How come the radishes aren’t all bundled together like they are in the grocery store?” That was my first radish revelation.

My second revelation came many years later as an organic market grower. While perusing the pages of my favorite seed catalog, I was awed by the range of colors, shapes, and flavors among radish selections. The skin of the edible root may be red, black, white, pink, or purple—some are bicolored or streaked. The

inner flesh is typically white, but may be red or pink. And their flavors run the gamut from mild and sweet to fiery hot.

### GROWING GUIDELINES

A cool-season crop, radishes (*Raphanus sativus*) are a member of the cabbage family, along with broccoli and cabbage. These edible roots can be grown throughout the United States; planting times vary from late winter through fall, depending on your climate and the type of radish.

Radishes need a sunny location and moderately fertile, consistently moist, well-drained soil. Prepare the seed bed by loosening the soil four to 12 inches deep, depending on the variety, and work compost or well-rotted manure

### PLANTING BASICS

**Getting Started** In most areas, radish seeds can be sown from early to late spring, and again in late summer to early fall—up to three or four weeks before your first frost date. In regions with cooler summers, radishes can be sown throughout the growing season. Make successive sowings at two-week intervals for a steady supply. Slower-growing winter radishes are best sown in midsummer for a fall harvest. Sow seeds directly in the ground about half an inch deep; seeds will germinate in three to 10 days.

**Spacing** Thin seedlings one to two inches apart for small radishes, with rows spaced six to 10 inches apart; for larger varieties, including daikon types, thin seedlings four to six inches apart with rows spaced 12 to 18 inches apart.

**Days to Maturity** 21 to 30 days for typical radishes; 50 to 60 days for specialty varieties and daikon types.

into the top two to three inches. In lieu of compost, a single pre-planting application of a slow-release, low-nitrogen organic fertilizer should suffice.

Radishes need plenty of water to grow mild and tender roots and consistency is key. When moisture levels are uneven, the roots develop slowly, increasing the “hotness” factor and changing the texture to tough or spongy with hollow centers. A dry period followed by a flush of moisture may cause mature roots to split.

Hot weather also reduces quality and increases pungency and pithiness in the roots, so if an unexpected heat wave appears before your radishes are ready to harvest, cover plants with a shade cloth to keep them cool. Hot weather often causes

## PODDING RADISHES

Podding or rat-tail radishes (*Raphanus sativus* Caudatus Group) produce slender, crisp, purplish-green pods with a distinct radish flavor. Plants grow two to five feet tall and benefit from some support to prevent sprawling on the ground. Sow seeds 12 to 18 inches apart from spring through summer. Pods begin to form in 40 to 50 days and continue for several weeks. Harvest the pods while tender and no thicker than a pencil. Enjoy them fresh, cooked, or pickled.



plants to bolt (produce seed) before roots are plump; selecting slow-to-bolt varieties helps reduce this problem. Interestingly, there are some radishes grown for their edible seed pods rather than their roots (see “Podding Radishes,” above). And if by chance the radishes you had intended to grow for their roots start bolting, consider letting them and giving their seeds a try.

## PEST AND DISEASE PREVENTION

Three of the most common pests of radishes are flea beetles, cabbage root maggots, and cabbage worms. Flea beetles eat tiny holes in leaves. Root maggots tunnel into roots. Floating row covers keep out both pests. Be sure to bury the row cover edges to keep adult root maggots from laying their eggs in the soil near the radishes.

Cabbage worms (imported cabbageworms, cabbage loopers, and diamondback moths) are best controlled by applying *Bacillus thuringiensis* (Bt)—a naturally-occurring bacterium—to infested plants. Ground beetles, parasitic wasps, and lacewings are natural predators.

## RECOMMENDED VARIETIES

Fast-maturing varieties (21 to 22 days) include ‘Cherry Belle’ and ‘Rover’, both of which produce bright red, round roots with white flesh. These two are better able to handle summer heat than many varieties. ‘D’Avignon’—a French variety with three- to four-inch-long tapered red roots with white tips, is another fast-maturing selection.

Some varieties are slower to turn pithy than others, including ‘Amethyst’ (30 days) which has bright purple skin; mild-flavored, pink-skinned ‘Pink Beauty’ (26 days); and



‘Nero Tondo’, top, and ‘Red Meat’, above, offer new color twists on radishes.

‘Cherriette’ (26 days), a bright red-skinned selection with sweet-hot flavor.

Two varieties that turn the tables on traditional are ‘Nero Tondo’ and ‘Red Meat’. ‘Nero Tondo’ is bolt-resistant and boasts black skins and white flesh. ‘Red Meat’, with its sweet-flavored, dark

## Sources

**Botanical Interests**, Broomfield, CO. (877) 821-4340.

[www.botanicalinterests.com](http://www.botanicalinterests.com).

**Ed Hume Seeds**, Puyallup, WA.

(253) 435-4414.

[www.humeseeds.com](http://www.humeseeds.com).

**Johnny’s Selected Seeds**, Winslow, ME. (877) 564-6697.

[www.johnnyseeds.com](http://www.johnnyseeds.com).

**Territorial Seed Company**, Cottage Grove, CA. (800) 626-0866.

[www.territorialseed.com](http://www.territorialseed.com).

pink flesh, is often referred to as the watermelon radish. Both of these varieties mature in about 50 days, producing two- to four-inch, round roots.

Oriental or daikon types (50 to 55 days) are best sown in midsummer and their sweet, crisp, carrotlike roots harvested in fall. ‘Summer Cross No. 3’ develops uniform, tapered, white roots that average 16 inches long. The cylindrical roots of ‘Miyashige’ often grow 18 inches long and are white with a pale green tint near the crown.

## ENJOYING THE HARVEST

Harvest radishes promptly, before they become pithy, split, or get too pungent. Daikon types hold their quality longer, especially in cool fall weather, but should be lifted before the soil freezes.

Regardless of type, remove the tops before storing to retain the root’s crisp texture. Trimmed roots stored in a plastic bag in the crisper section of the refrigerator should keep one to three weeks.

If the roots are too pungent, you can tame the heat by rinsing the roots in cold salt water, sprinkling them with salt, or briefly sautéing them. Regular radishes can be sliced or grated into salads, slaws, and sautés. Black radishes require bolder food pairings to tame the pungency. Daikon types can be eaten fresh, sliced paper thin on a sandwich, cut julienne style and briefly stir-fried, or pickled as a condiment.

In my kitchen, radishes are used all these ways, but I most look forward to enjoying them the way I did as a child—raw, crisp, and with a dash of salt. 🌱

*Kris Wetherbee is a freelance writer based in Oakland, Oregon.*

## Windmill Island Gardens

by Lynne Hoffman



Left: Thousands of tulips bloom at Windmill Island Gardens in spring. Above: The garden's working Dutch windmill is a crowd-pleaser.

**W**INDMILLS AND colorful swaths of tulips may bring Holland to mind, but for those familiar with Windmill Island Gardens, these quintessentially Dutch hallmarks are only as far away as Holland, Michigan. Indeed, Windmill Island Gardens is home to De Zwaan, the only authentic, working Dutch windmill in the United States. The 36-acre municipal park also boasts a stunning tulip display each spring, as more than 100,000 bulbs burst into bloom.

Hundreds of thousands more tulips are planted around the town of Holland, which holds its annual Tulip Time Festival to celebrate the beautiful blooms and its Dutch heritage, scheduled for May 4 to 11 this year.

The tulips' actual bloom time depends entirely on Mother Nature's cooperation, points out Windmill Island's horticulturist Sara Simmons, and guessing when the tulips will bloom isn't the only challenge.

"Our city founders, who chose this location," says Simmons, "were more concerned about wind for the windmill than conditions affecting garden plants, such as the clay and swamp below it, high summer temperatures, and a hungry local deer population."

Despite the challenges, the tulips still light up the town and Tulip Time has become an eagerly anticipated event. Parades, special tours, children's activities, and more are all part of the fun. (Visit [www.tuliptime.com](http://www.tuliptime.com) for more details.)

When the tulip show is over, Windmill Island Gardens remains colorful as a sea of annuals, perennials, and woody plants take their turn. Nearby wholesale nurseries Walter's Gardens and Spring Meadows have donated many of the plants, including hundreds of newer varieties.

Youngsters are often drawn to the garden's antique Dutch carousel with hand-carved wooden horses. And this June, the garden will unveil its new children's garden. It will feature a hosta garden contrasting oversized and miniature cultivars, a twig arbor, foliage-covered tunnel, boxwood maze, and a collection of sensory plants. Donated by the Holland Garden Club, this new garden is designed to encourage "young children to explore plants by pinching, sniffing, and feeling a variety of textures," says Simmons.

Whether you'd like to tiptoe through the tulips, absorb some Dutch heritage, or just enjoy picturesque landscapes, Windmill Island Gardens has something for everyone.

*Lynne Hoffman is an editorial intern for The American Gardener.*

### Additional Information

**Windmill Island Gardens**, 1 Lincoln Avenue, Holland, MI 49423. (616) 355-1030 or (888) 535-5792. [www.cityofholland.com/windmillislandgardens](http://www.cityofholland.com/windmillislandgardens).

■ Admission: Adults \$7.50, children age 5 to 15 \$4.50.

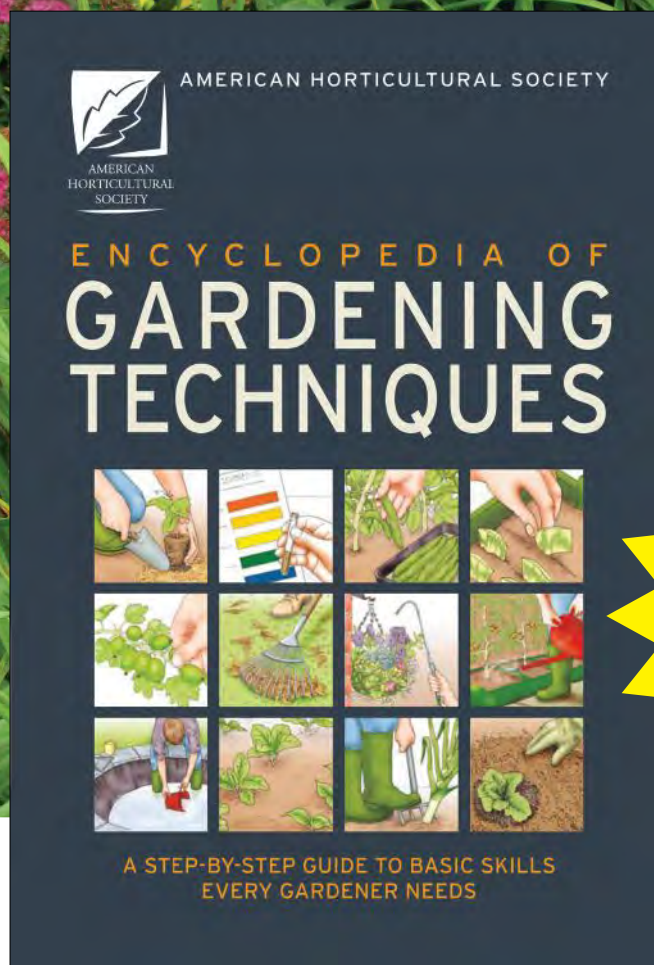
Other nearby sites worth visiting:

**Nelis' Dutch Village**, (616) 396-1475. [www.dutchvillage.com](http://www.dutchvillage.com).

**Veldheer Tulip Gardens**, (616) 399-1900. [www.veldheer.com](http://www.veldheer.com).



# A Step-By-Step Guide to Basic Skills Every Gardener Needs



**From vegetable and herb gardens and glorious flower beds to wildlife, greenhouse, and container gardening, this book shows gardeners at all skill levels how to accomplish their goal using earth-friendly techniques.**

## **Learn how to:**

- Plant, prune, propagate, and nurture plants of all kinds
- Select the best garden tools and equipment
- Garden using organic methods
- Replace the grass in your lawn with low-maintenance groundcovers
- Reduce waste by recycling
- Extend your gardening season for a longer harvest

## **And much more!**

COMPILED BY THE AMERICAN HORTICULTURAL SOCIETY AND A TEAM OF NORTH AMERICA'S LEADING GARDEN EXPERTS

- More than 2,000 easy-to-follow, step-by-step color illustrations
- More than 200 color photographs throughout

Softcover, \$29.99

480 pages

Published by Mitchell Beazley/Octopus Books USA

## Recommendations for Your Gardening Library

### No Nonsense Vegetable Gardening

Donna M. Balzer and Steven A. Biggs. St. Lynn's Press, Pittsburgh, Pennsylvania, 2012. 160 pages. Publisher's price, softcover: \$19.95.

NO NONSENSE VEGETABLE GARDENING is one of the most practical, commonsense handbooks on vegetable culture that I have ever encountered. It took me a while to realize this, however, because of the book's unusual and visually stimulating design. From cover to cover, brightly colored photographs, cartoons, and text in a variety of informal and standard typefaces jostle one another for the reader's attention.

At first read, my eye, used to straightforward blocks of text and demure placement of islanded images, didn't know where to look. But as I cruised the text, I became deeply impressed with the authors' careful, patient, logical attention to every possible detail of the vegetable gardening process, from initial site selection to soil preparation through varietal selection, planting, care, and harvest.

The writing is informal, the text framed as a dialogue between the iconoclastic authors, garden coaches who spend much of the book arguing about "guff": vegetable gardening tools, tips, and advice that one or the other has tested and found less than useful.

The "guffawers," as they term themselves, do not always agree, which is fun. Donna Balzer is a baby boomer and radio host who raises vegetables on the West Coast and in the Rocky Mountains. She has a horticultural science degree, loves gardening gadgets, and spares no expense for the right ones. Steve, a gen-Xer from Toronto, Canada, sneers at fussy tools and touts gardening on the cheap whenever possible. Both are crazy for compost, of course.

I was going to recommend *No Nonsense Vegetable Gardening* mostly for the younger crowd because of the book's nonconformist layout and cheeky irreverence. It certainly will appeal to this group, but after spending some time with this book, I think it also offers seasoned gardeners a fresh perspective. You may not agree with everything the authors opine, but they unquestionably know a thing or two about growing vegetables. If you take this book into the garden with you, your success with edibles is bound to improve.

—Rand B. Lee

*A frequent contributor to The American Gardener, Rand B. Lee gardens at a friend's house in Aurora, Colorado.*

### The 20-Minute Gardener

Kathleen Norris Brenzel, editor. Sunset Publishing, Menlo Park, California, 2013. 288 pages. Publisher's price, softcover: \$24.95.

MY FIRST THOUGHT: Ya gotta be kidding! A 20-minute garden? That's EVERY gardener's dream! However, after perusing this book, I'm sorry to say a dream it will remain.



This beautifully illustrated book begins with some dubious suggestions such as "tend your garden a little bit at a time" (yeah, sure, I wish). Then there's, "build a border entirely with plants in containers," which left me wondering since when are shrubs in tubs "easy"—before or after the roots outgrow the pot? Yes, "chores go

faster when everything you need is close at hand." But in my experience, closer tools hardly means quickie maintenance.

The many glorious color photographs illustrating "easy care" designs—to my jaundiced gardener's eyes—only proved these were anything but. Watering, pruning, weeding, and all the essential stuff a good garden requires seemed but afterthoughts to these authors.

But wait! Don't tune out! This actually is a terrific book—misleading title notwithstanding! It's filled from first page to last with generous servings of extremely useful ideas and equally wonderful original concepts. Best of all, they are thoroughly explained, marvelously illustrated, and relevant for gardeners in most parts of the country tending everything from large suburban plots to tiny city yards, and balconies, too.

There is plenty of solid information on a wide variety of subjects—creating charming small areas, developing really terrific paths, arranging containers artfully, and clever ideas for using quirky recycled material like rugs, fabrics, and metal objects. There's no shortage of practical tips such as proper transplanting of seedlings or newly purchased nursery plants. A goodly chunk of the book is a superb color photo dictionary of "easy care" species—perennials, annuals, grasses, ferns, and others—that put on a good show without requiring too much maintenance.

So, bottom line? I still don't grasp how to maintain any garden in 20 minutes a day. But never mind. Just ignore the title, and it's still an enjoyable, very informative book for hopeful new gardeners as well as the sophisticated, experienced ones.

—Linda Yang

*Linda Yang, former garden columnist for The New York Times, is author of several books including The City Gardener's Handbook.*

## World's Fair Gardens

Cathy Jean Maloney, University of Virginia Press, Charlottesville, Virginia, 2012. 244 pages. Publisher's price, hardcover: \$39.95.

IN THIS BOOK, author Cathy Jean Maloney presents a fresh angle on America's place in, and influence on, the history of horticulture and landscape design as she walks readers through almost three-quarters of a century of world's fairs, exhibitions, and expositions held in the United States. Beginning with the Centennial Exhibition in Philadelphia, 1876, and ending with the World of Tomorrow in New York, 1939–1940, the events were designed to show citizens of all nations, including our own, just what this young country could do.

World's fairs were full of the world's firsts, some we remember and others we might not. Look beyond the first ice cream cone (St. Louis, 1904) and the first zipper (Chicago, 1893), to the 1915 Pan-Pacific International Exposition in San Francisco, and consider the advanced sprinkler system that wowed gardeners. And imagine the influence on the home landscape when, in 1933 Chicago, the Central States Dahlia Society adopted the motto: "A dahlia in every garden," perhaps inspired by the "chicken in every pot" slogan often—but incorrectly—attributed to Herbert Hoover in the 1928 presidential campaign.

The book includes a treasure trove of world's fair memorabilia, such as an illustration of the Philadelphia Lawn Mowers in front of the Horticultural Hall in 1876—the young man with the push mower looking all too serene about the expanse of grass he is cutting. Among the many maps is one from New York with an arrow pointing to the disconcertingly named "Garden of Security."


Maloney's descriptions bring to life the people and places—and inevitable squabbles—that occur when something on such a grand scale is carried out. Famous names are slotted into their place in history, such as legendary American landscape architect Frederick Law Olmsted and his work on the World's Columbian Exposition in Chicago. Period maps lend a sense of scale and placement; one shows the layout of Wooded Island in 1893 Chicago, for example, its roses, hydrangeas, cannas, and peonies displaying, as Maloney points out, "riotous color that Olmsted decried."

Well-researched and enjoyable, *World's Fair Gardens* preserves some of the most significant horticultural milestones and marvels—many of which are reflected in gardens of today—the past for new generations to appreciate.

(Editor's note: *World's Fair Gardens* is one of the winners of the American Horticultural Society's 2013 Book Award. Please turn to page 17 for more details.)

—Marty Wingate

*Marty Wingate is a Seattle-based writer and speaker about gardens and travel. She also blogs at [www.martywingate.com](http://www.martywingate.com).*



When you use the original, it shows.

SINCE 1929  
**Espoma.**  
**ORGANIC**  
A natural in the garden since 1929.

[www.espoma.com/videos](http://www.espoma.com/videos)

The advertisement features a smiling woman with long dark hair in a field of tall grass. In the foreground, three bags of Espoma Organic Lawn Food are displayed: Summer Revitalizer, All Season Lawn Food, and Fall Winterizer. Each bag is labeled 'SAFE FOR KIDS AND PETS' and 'EXCLUSIVE BIO-TONE FORMULA'. The background is a soft-focus green field.

## Horticultural News and Research Important to American Gardeners



Solomon's seal is a spring-blooming perennial suited for shade and woodland gardens.

### PERENNIAL OF THE YEAR

The Perennial Plant Association, based in Columbus, Ohio, has named variegated Solomon's seal (*Polygonatum odoratum* 'Variegatum', USDA Hardiness Zones 3–8, AHS Heat Zones 8–1) the Perennial Plant of the Year for 2013. Also known as striped or fragrant Solomon's seal, it grows 18 to 24 inches tall on upright, arching stems with small, bell-shaped, white flowers in mid- to late spring. It grows best in moist soil in part to full shade. For more details about this plant as well as previous Perennial Plants of the Year, visit [www.perennialplant.org](http://www.perennialplant.org).

For a list of other 2013 regional and national award-winning plants, see the web special with this issue on [www.ahs.org](http://www.ahs.org).

### PLANTS COMMUNICATE WITH RELATIVES

Gardeners are sometimes known to talk to their plants, but so far no one has reported the plants reciprocating. However, researchers have found that plants do have the capability to “talk” to each other. “Previously, it was assumed only animals communicated, and there was

not a lot of communication or interaction between plants,” explains ecologist Richard Karban, an entomology professor at the University of California-Davis who led the study published in February in *Proceedings of the Royal Society B: Biological Sciences*.

The study found that sagebrush (*Artemisia tridentata*) plants are able to communicate through chemical signals to close relatives. Specifically, when researchers simulated insect or animal feeding by mechanically pruning some of the plants, they found that nearby sagebrush plants responded to the resulting chemical cues in such a way that it reduced levels of leaf damage from herbivores on them through the growing season. More distant relatives did not appear to benefit from the same chemical signals.

If plants can communicate with each other in this way, researchers are eager to find out what other signals closely related plants are sending to each other and what sort of responses these might generate. “The goal,” says Karban, “is

that someday we can control host plant resistance to herbivores.”

### CHESTNUT COMEBACK IMMORTALIZED IN DOLLY PARTON SONG

Nearly wiped out in the early 1900s by a fungal blight from Asia, the American chestnut tree (*Castanea dentata*) has been slowly making a comeback thanks to the American Chestnut Foundation's (ACF) decades of breeding work to create resistant trees. And now, it has a new champion singing its praises.

Singer Dolly Parton recently released “Oh, Chestnut Tree” in collaboration with her uncle, country music singer-songwriter Bill Owens, who has been involved with the ACF for 25 years. “The importance of the American chestnut to the Smoky Mountain region is hard to overstate,” says Owens, “and its loss created considerable hardship.”

The song brings awareness to the tree's plight and its return from the brink of extinction. For more information about ACF's breeding program and a free download of the song, visit [www.acf.org](http://www.acf.org).



Plant ecologist Richard Karban evaluates a specimen of sagebrush in the field.



An infestation of crested floating heart in a natural habitat in South Carolina blankets a vast swath of the water's surface, choking out native aquatic vegetation.

### BEWARE WEEDY AQUATIC PLANTS

Water gardeners will want to steel their hearts against the allure of *Nymphoides cristata*. Known as crested floating heart for its heart-shaped leaves, this aquatic plant introduced from Asia has become highly invasive in waterways from Florida to South Carolina. It spreads easily and quickly, and control measures such as herbicides and mechanical removal have had little effect. Established colonies can negatively affect water supplies and hydropower production, disrupt natural ecosystems, and impede recreational activities such as boating and fishing. Closely related yellow floating heart (*N. peltata*) and water snowflake (*N. indica*) are also known to be invasive.

"Despite the danger it represents, crested floating heart is still readily available online and through local garden stores," says Ken Langeland of the University of Florida Center for Aquatic and Invasive Plants in Gainesville. He recommends that gardeners who already have crested floating heart remove it immediately and dispose of it carefully, making sure there's no chance of it escaping into nearby water bodies. As replacements, Langeland suggests "buying native species for your water garden or those non-native species that have proven unlikely to become invaders." Two such native species include big floating heart (*N. aquatica*) and little floating heart (*N. cordata*). Visit [www.invasive.org](http://www.invasive.org) for more information.

### GREEN INDUSTRY GROUPS CONSOLIDATE

OFA, the Association of Horticulture Professionals, based in Columbus, Ohio, and the American Nursery & Landscape Association (ANLA) based in Washington, D.C., have begun working toward a merger to become a single comprehensive horticultural trade association by January 2014. The plans to merge resulted from a 2011 membership study of both organizations that indicated a desire to unify their missions to embrace the horticulture industry as a whole. The yet-to-be-named new organization will do just that, representing everyone from breeders and growers to landscapers and manufacturers.

The merger is expected to provide members greater government representation, innovative business and technical education, and stronger ties to the researchers and students who represent the future of the industry.

As progress continues, updates will be shared on [www.OneVoiceOneIndustry.com](http://www.OneVoiceOneIndustry.com).

### GARDEN CLUB OF AMERICA CELEBRATES CENTENNIAL


The Garden Club of America (GCA), a group of 18,000 members who share a mission of restoring and beautifying sites all over America, will celebrate its 100th

**SUPERthrive**<sup>®</sup>  
 1940 WORLD'S FAIR  
 Gold Medal  
 The Original Vitamin Solution



Add to your transplanting & maintenance program for all your planting needs

*A Drop-A-Cup*



Made in U.S.A. by Vitamin Institute  
 12610 Saticoy Street South, N. Hollywood, CA 91605  
[www.SUPERthrive.com](http://www.SUPERthrive.com) 800.441.8482  
 See our Free Trial Offer on our website

anniversary this year. GCA President Marian Hill attributes the success and longevity of the club to its members. “In 100 years, everything has changed except our passion for plants,” she says. “It’s an inherent part of who we are.”

The initial seed of the organization was planted in 1904, when Elizabeth Martin, who gardened in a Philadelphia suburb, founded a local gardening interest group called the Garden Club of Philadelphia. The success of Martin’s group spurred interest in other regions, and ultimately 12 garden clubs in the eastern and central United States com-



**GCA President Marian Hill speaks at the groundbreaking of the Central Park restoration project in 2011.**

bined in 1913 to form the Garden Guild. This organization was later renamed the Garden Club of America.

The GCA’s diverse activities fall under individual committees including horticulture, flower show, garden history and design, and partners for plants, which monitors rare, endangered, medicinal, or invasive plants with 26 projects in 18 states. The group also awards more than \$250,000 in scholarships annually, including the \$50,000 Rome Prize Fellowship in Landscape Architecture.

As part of its centennial celebration, the GCA chose the theme “Preserving the Past, Growing the Future: A Celebration of Trees” to inspire clubs in each state to create projects to honor the


## PEOPLE and PLACES in the NEWS

### Scott Medal Winner for 2013

John Gaston Fairey is this year’s recipient of the prestigious Scott Medal presented by Scott Arboretum of Swarthmore College in Swarthmore, Pennsylvania, for outstanding contributions to the science and art of gardening. Fairey is the creator of Peckerwood Garden in Hempstead, Texas, a nearly 40-acre property that is home to a vast collection of unusual plants, primarily natives of Mexico and the southern United States amassed over the last 30 years. He also cofounded Yucca Do Nursery, which is now a mail-order nursery based in Giddings, Texas, specializing in heat- and drought-tolerant plants.

### High Country Gardens Under New Ownership

After declaring bankruptcy and going out of business at the end of 2012, High Country Gardens, a highly respected mail-order nursery in Santa Fe, New Mexico, has reopened following its acquisition by American Meadows, an online seed and plant vendor based in Williston, Vermont.



**David Salman of High Country Gardens**

American Meadows has retained High Country Gardens founder David Salman and his wife, Ava, as consultants with the retooled nursery. “I’m going to be working with American Meadows to keep the focus on what we do best—waterwise and eco-friendly plants,” says Salman. This year marks the 20th anniversary of the nursery, which was founded in 1993.

Plants originally introduced by Salman and High Country Gardens will continue to be propagated at the Santa Fe nursery site, but other plant offerings will be fulfilled through a grower located in Denver, Colorado. “This transition year we’ve scaled things back a bit so the new grower can get familiar with the plant palette,” says Salman. “But we plan to beef up the plant offerings for fall and next spring.”

“We are ecstatic to work with High Country’s loyal customers and continue the legacy that David and Ava have built over 20 years,” states Ethan Platt, president of American Meadows.

GCA’s purpose while providing lasting benefits to their communities. GCA members across the country have responded by planting more than 23,000 trees to date. Members also created a children’s book about botany and a documentary film.

As a major gift in honor of the centennial, the GCA partnered with the Central Park Conservancy to fund a restoration project at the East 69th Street entrance area of New York’s Central Park. Central Park was selected as a fitting site for the project because the GCA’s corporate headquarters has been located in New York City for 90 years. A dedication ceremony for the project is scheduled for June 3.

Another way the GCA is marking its centennial milestone is through the publication of a commemorative book, *The Garden Club of America: 100 Years of a Growing Legacy* by William Seale, releasing in March through Smithsonian Books.

“There was never a need more so than now for garden clubs,” says Hill, “as we face the challenges of reduced outdoor space and water restrictions, and focus on sustainable living and conservation.” For this reason, Hill is confident the GCA will continue to thrive for another hundred years. To learn more, visit [www.gcamerica.org](http://www.gcamerica.org).

*News written by Editorial Intern Lynne Hoffman and AHS Staff.*

## GREEN GARAGE® by Rita Pelczar

Contributing editor Rita Pelczar reports on products she has found useful or innovative in her garden, with an emphasis on earth-friendly products and supplies. Here she focuses on items that are handy when starting a new gardening season.

### GARDEN GLOVES FOR EVERY PURPOSE

Garden gloves should protect your hands but allow for the flexibility needed to accomplish your task. You may, in fact, need different gloves for specific jobs and seasons. I've recently discovered **Gold Leaf Gardening Gloves**, a super line of gloves endorsed by the Royal Horticultural Society, available from Gardener's Supply ([www.gardeners.com](http://www.gardeners.com)). Made of high-quality leather, these gloves are both comfortable and durable.



Gold Leaf offers four styles that satisfy most gardening needs. If I had to choose one, it would be the Soft Touch™ (shown), with its supple leather palms and a padded Lycra® and nylon back. A Velcro fastening allows for a snug fit, so when dexterity is important, these gloves are up to the task. For more rugged chores, the Tough Touch™ glove provides greater protection that includes an extended cuff that's particularly helpful when pruning thorny shrubs. The Winter Touch™ and Dry Touch™ styles are good for colder weather. The Winter Touch™ features a Thinsulate™ thermal lining and Ski-Dri™ waterproofing as well as a reinforced palm for heavy work. The Dry Touch™ is made of soft, pliable leather that has been treated to resist water; its full lining offers both comfort and warmth—a real plus for those chilly early spring garden tasks.

### NIFTY SEED-STARTING POTS

Also from Gardener's Supply is a new line of containers for starting your tomatoes and other vegetables and flowers from seed indoors. **Peel Away™ Pots** are made of Velcro® fabric that folds into neat cubes. When it's time to transplant your seedlings into the garden, the sides of each pot peel



open without disturbing the plant's roots, so transplant shock is minimized. The pots, which are reusable, come in two sizes: two-inch and four-inch. Each size is available as a kit that includes a self-watering tray—a reservoir with a wicking capillary mat. As a bonus, because the sides and bottom of the pots are porous, roots are air-pruned as they grow, which helps create a denser root system.

### RUGGED AND FASHIONABLE FOOTWEAR

The spring thaw means mud season in my yard, and a pair of waterproof shoes or boots is a must. My **Rue Slip-Ons** from Bogs ([www.bogsfootwear.com](http://www.bogsfootwear.com)) fit the bill perfectly. They are lightweight and comfortable, with a padded, insulated, contour fit; and they're 100 percent waterproof. A deep lug rubber outer sole provides great traction, and the sock liner, which is removable, has an antimicrobial barrier that minimizes odor and deterioration. They are easy to slip on and off—I keep my pair handy in my mud room, near the back door, ready for heading out to the garden for a round of weeding or to the henhouse to gather eggs. Other styles are available for both men and women. The shoes come in whole sizes, so if you're a half-size like me, select the next larger whole size.



### AN UMBRELLA FOR PLANTS

Although it's still a bit too early for planting vegetables outdoors in most parts of the country, you can get a head start on the new growing year with a **Garden Umbrella**, a season-extending product from Charley's Greenhouse & Garden ([www.charleysgreenhouse.com](http://www.charleysgreenhouse.com)). This nifty con-



traption is basically a large pop-up plastic cloche that protects vulnerable young plants from low temperatures, heavy downpours, and drying winds. It's also useful for transitioning seedlings that have been grown early indoors to outdoor condi-

tions when they are transplanted to the garden.

A top pull cord opens the 44-inch-diameter umbrella, which has a 30-inch maximum height, providing enough space for a good crop of salad greens. Six metal anchors are included to secure the unit to the ground, and a zippered door provides access and ventilation. It can be used now and again in fall, extending the growing season on both ends. ☺

*A contributing editor for The American Gardener, Rita Pelczar lives in North Carolina.*



## REGIONAL HAPPENINGS

# Horticultural Events from Around the Country

### NORTHEAST

CT, MA, ME, NH, NY, RI, VT

APR. 8. **In Praise of Noble Trees and What's New in Viburnum & Hydrangea.** Lectures and book signing. The Garden Education Center & The Greenwich Tree Conservancy. Cos Cob, Connecticut. (203) 869-9242. [www.gegreenwich.org](http://www.gegreenwich.org).

**RAP** APR. 13. **Northern Garden Symposium.** New England Wild Flower Society. The Fells. Newbury, New Hampshire. (603) 763-4789. [www.thefells.org](http://www.thefells.org).

**RAP** APR. 13 & 27. **Bird Walk.** Hildene. Manchester, Vermont. (802) 362-1788. [www.hildene.org](http://www.hildene.org).

**RAP** MAY 5. **The New American Garden Series.** Workshop. Heritage Museums & Gardens. Sandwich, Massachusetts. (508) 888-3300. [www.heritagemuseumsandgardens.org](http://www.heritagemuseumsandgardens.org).

**RAP** MAY 11. **Green Animals Plant Sale.** Green Animals Topiary Garden. Portsmouth, Rhode Island. (401) 683-1267. [www.newportmansions.org](http://www.newportmansions.org).

### MID-ATLANTIC

DC, DE, MD, NJ, PA, VA, WV

MAR. 20. **The Layered Garden.** Lecture and book signing. Ladew Gardens. Ladew, Maryland. (410) 557-9570. [www.ladewgardens.com](http://www.ladewgardens.com).

MAR. 23. **Home Gardeners School.** Workshops. Rutgers University. New Brunswick, New Jersey. (732) 932-9271. [www.rutgers.edu](http://www.rutgers.edu).

**RAP** MAR. 23. **Lahr Native Plant Symposium and Sale.** Friends of the National Arboretum. U.S. National Arboretum, Washington, D.C. (202) 245-4521. [www.usna.usda.gov/Education/registration.html](http://www.usna.usda.gov/Education/registration.html).

MAR. 30. **Knowing and Growing Carnivorous and Bog Plants.** Lecture. Potomac Rock Garden Society. McLean, Virginia. [www.pvcnargs.org](http://www.pvcnargs.org).

**AHS** APR. 18–20. **Spring Garden Market.** Plant sale. American Horticultural Society. River Farm. Alexandria, Virginia. (703) 768-5700. [www.ahs.org](http://www.ahs.org).

APR. 20–27. **Historic Garden Week.** Home and

garden tour. Throughout Virginia. (804) 644-7776 ext. 22. [www.vagardenweek.org](http://www.vagardenweek.org).

**Botanical gardens and arboreta that participate in AHS's Reciprocal Admissions Program are identified with the RAP symbol. AHS members showing a valid membership card are eligible for free admission to the garden or other benefits. Special events may not be included; contact the host site for details or visit [www.ahs.org/rap](http://www.ahs.org/rap).**

garden tour. Throughout Virginia. (804) 644-7776 ext. 22. [www.vagardenweek.org](http://www.vagardenweek.org).

**RAP** APR. 26 & 27. **Plant Sale.** Potomac Valley Chapter, North American Rock Garden Society. US National Arboretum. Washington, D.C. [www.pvcnargs.org](http://www.pvcnargs.org).

APR. 26–MAY 24. **Following in the Bartrams' Footsteps: Contemporary Botanical Artists Explore the Bartrams' Legacy.** Exhibit. Bartram's Garden. Philadelphia, Pennsylvania. (866) 691-9080 or (212) 691-9080. [www.asba-art.org/exhibitions/bartram](http://www.asba-art.org/exhibitions/bartram).

Looking ahead

**RAP** MAY 2–4. **Spring Plant Sale.** Lewis Ginter Botanical Garden. Richmond, Virginia. (804) 262-9887. [www.lewisginter.org](http://www.lewisginter.org).

MAY 18. **Old Rose Symposium.** Wyck Historic House and Garden. Germantown, Pennsylvania. (215) 848-1690. [www.wyck.org](http://www.wyck.org).

### SOUTHEAST

AL, FL, GA, KY, NC, SC, TN

**RAP** MAR. 20. **Fruit and Vegetable Design.** Flower arranging class. State Botanical Garden of Georgia. Athens, Georgia. (706) 542-1244. [www.botgarden.uga.edu](http://www.botgarden.uga.edu).

**RAP** MAR. 24 & 31. **Guided Greenhouse Tour.** Cheekwood Botanical Garden & Museum of Art. Nashville, Tennessee. (615) 356-8000. [www.cheekwood.org](http://www.cheekwood.org).

**RAP** APR. 6. **Hellebore Day.** Celebration and sale. Yew Dell Gardens. Crestwood, Kentucky. (502) 241-4788. [www.yewdellgardens.org](http://www.yewdellgardens.org).

**RAP** APR. 9. **The Poison Plant Letters.** Walk and talk. Western Kentucky Botanical Gardens. Owensboro, Kentucky. (270) 852-8925. [www.wkbg.org](http://www.wkbg.org).

**RAP** APR. 18. **Create A Hypertufa Planter.** Workshop. Knoxville Botanical Garden and Arboretum. Knoxville, Tennessee. (865) 862-8717. [www.knoxgarden.org](http://www.knoxgarden.org).

APR. 19 & 20. **Plant Sale.** UNC Charlotte Botanical Gardens. Charlotte, North Carolina. (704) 687-0721. [www.gardens.uncc.edu](http://www.gardens.uncc.edu).

APR. 20. **Plant Sale.** Georgia Native Plant Society. McFarlane Nature Park. Marietta, Georgia. (770) 343-6000. [www.gnps.org](http://www.gnps.org).

### NORTH CENTRAL

IA, IL, IN, MI, MN, ND, NE, OH, SD, WI

**RAP** MAR. 21. **Growing Vegetables from Seed, Patio Vegetables, and Underground Vegetables.** Classes. Frederik Meijer Gardens & Sculpture Park. Grand Rapids, Michigan. (888) 957-1579. [www.MeijerGardens.org/Education](http://www.MeijerGardens.org/Education).

**RAP** MAR. 30. **How to Start a Veggie Garden.** Class. Taltree Arboretum & Gardens. Valparaiso, Indiana. (219) 462-0025. [www.taltree.org](http://www.taltree.org).

APR. 6. **Gardenfest 2013.** McHenry County Master Gardeners. McHenry County College. Crystal Lake, Illinois. (915) 455-8764. [www.mchenry.edu/gardenfest/index.asp](http://www.mchenry.edu/gardenfest/index.asp).

**RAP** APR. 13. **Spring Fever Symposium.** Iowa Arboretum. Madrid, Iowa. (515) 795-3216. [www.iowaarboretum.org](http://www.iowaarboretum.org).

**RAP** APR. 18. **Spring Yard & Lawn Care.** Workshop. McCroary Gardens. Brookings, South Dakota. (605) 688-6707. [www.mccroarygardens.com](http://www.mccroarygardens.com).

**RAP** APR. 20 & 21. **Daffodil Show.** Fellows Riverside Gardens. Youngstown, Ohio. (330) 740-7116. [www.millcreekmetroparks.org](http://www.millcreekmetroparks.org).

**RAP** APR. 27 & 28. **Pond Expo.** Illiana Garden Pond Society. Lake County Fairgrounds. Crown Point, Indiana. [www.illianagardenpond.org](http://www.illianagardenpond.org).

**RAP** MAY 3–5. **Master Gardener and Volunteer Plant Sale.** Greater Des Moines Botanical Garden. Des Moines, Iowa. (515) 323-6296. [www.dmbotanicalgarden.com](http://www.dmbotanicalgarden.com).



## SOUTH CENTRAL

AR, KS, LA, MO, MS, OK, TX

**RAP** MAR. 19. **Organic Vegetable Gardening: Japanese Style.** Workshop. Garvan Woodland Gardens. University of Arkansas. Hot Springs, Arkansas. (501) 262-9300. [www.garvangardens.org](http://www.garvangardens.org).

**RAP** MAR. 23. **Ozark Regional Lily Society Bulb Sale.** Springfield Botanical Gardens. Springfield, Missouri. (417) 891-1515. [www.botanicalcenter.org](http://www.botanicalcenter.org).

**RAP** MAR. 23, 30, APR. 6, & 13. **Tulips, Fairies & Friends.** Fairie House Competition. Botanica, The Wichita Gardens. Wichita, Kansas. (316) 264-0448. [www.botanica.org](http://www.botanica.org).

**RAP** MAR. 25. **The Plight of the Monarch Butterfly.** Dinner and lecture. Dyck Arboretum of the Plains. Hesston, Kansas. (620) 327-8127. [www.dyckarboretum.org](http://www.dyckarboretum.org).

**RAP** APR. 5. **Arbor Day Tree Giveaway.** Missouri Botanical Garden. St. Louis, Missouri. (314) 577-5100. [www.mobot.org](http://www.mobot.org).

APR. 6 & 7. **Spring Garden Show.** New Orleans Botanical Garden. New Orleans City Park. New Orleans, Louisiana. (504) 483-9368. <http://garden.neworleanscitypark.com>.

**RAP** APR. 12 & 13. **SpringFest.** Tulsa Garden Center. Tulsa, Oklahoma. (918) 746-5125. [www.tulsagardencenters.com](http://www.tulsagardencenters.com).

APR. 15–20. **American Iris Society Convention.** Crowne Plaza Hotel and Resort. Dallas, Texas. (214) 352-2191. [www.irises.org](http://www.irises.org).

**RAP** APR. 27 & 28. **Orchid Fever.** Show and sale. Heart O'Texas Orchid Society. Zilker Botanical Gardens. Austin, Texas. (512) 413-3199. [www.hotos.org](http://www.hotos.org).

## SOUTHWEST

AZ, CO, NM, UT

**RAP** MAR. 23. **Designer for a Day—Recycle Your Style.** Workshop. Tohono Chul Park. Tucson, Arizona. (520) 742-6455. [www.tohonochulpark.org](http://www.tohonochulpark.org).

MAR. 24. **Garden Fair.** Tucson Botanical Gardens. Tucson, Arizona. (520) 326-9688. [www.tucsonbotanical.org](http://www.tucsonbotanical.org).

MAR. 30. **Gardening Workshop: Pruning.** USUBC Greenhouse. Utah State University Cooperative Extension. Kaysville, Utah. (801) 544-3089. E-mail: [ubc@usu.edu](mailto:ubc@usu.edu).

**RAP** APR. 11. **New Mexico's Favorite Landscape Plants for the Next Thousand Years.** Lecture. Santa Fe Botanical Garden. Santa Fe, New Mexico. (505) 471-9103. [www.santafebotanicalgarden.org](http://www.santafebotanicalgarden.org).

## Whitesbog Preservation Trust Celebrates 30th Anniversary

THE WHITESBOG PRESERVATION TRUST in Browns Mills, New Jersey, will mark its 30th anniversary this year with two special events. On May 18, the trust's Founder's Day Celebration will be highlighted by a reception to honor Michele S. Byers and others who organized the trust in 1983. Other Founder's Day events will include living history tours, demonstrations, wagon and walking tours, and special exhibits. Then on June 29, the trust will host its 30th annual Blueberry Festival. This popular event will feature live country music, crafters, artists, and many activities for children including a blueberry pie-eating contest!

Originally a thriving cranberry farm in the 19th century, Whitesbog has an intriguing connection with the development of the region's blueberry industry and with fostering public awareness of the native plants of the surrounding New Jersey Pine Barrens ecosystem. This history, and the important horticultural legacy of Whitesbog resident Elizabeth C. White, was chronicled in an article by Rick Darke published in the May/June 2000 edition of *The American Gardener*. For more information on the 30th anniversary events, call (609) 893-4646 or visit [www.whitesbog.org](http://www.whitesbog.org).

## EARTH PERFECT? Symposium in June

SCHEDULED FOR June 6 to 9, EARTH PERFECT? Nature, Utopia, and the Garden is a symposium intended to showcase "the garden as an emblem of the ideal human relation with nature." Sponsored by the University of Delaware in collaboration with several regional public gardens, the interdisciplinary symposium is designed to appeal to a broad audience spanning academics, garden professionals, and the general public.

Included in the event will be themed tours and exhibitions at Longwood Gardens, Chanticleer, Mt. Cuba Center, Winterthur, and the Delaware Center for Horticulture.



Chanticleer in Wayne, Pennsylvania, will be among the notable regional gardens participating in the symposium.

Books on Architecture, 2012). For more information, please visit [www.udel.edu/ihrc/conference/earthperfect](http://www.udel.edu/ihrc/conference/earthperfect).

—Lynne Hoffman, Editorial Intern

## “Lilac Days” at Hulda Klager Lilac Gardens in Woodland, Washington



Located in the original carriage house, the gift shop at the Hulda Klager Lilac Gardens is open only during Lilac Days.

JUST OVER 100 years ago, a Woodland, Washington, homemaker and gardener named Hulda Klager read a book by American plant breeder and hybridizer Luther Burbank. Inspired by Burbank’s work, Klager began experimenting with apples; she wanted to make her favorite apple bigger so that she wouldn’t need to peel as many to make a pie. Following success with apples, Klager moved on to lilacs. Between 1905 and 1920, Klager created so many new lilac varieties that she began holding a spring open house to share the blooms with her neighbors, which is how she became known as “The Lilac Lady.”

Klager continued the annual open house tradition until her death in 1960 at the age of 96. To protect the four-and-a-half-acre property from being bulldozed for development, the Woodland Federated Garden Club had it placed on the National Register of Historic Places in 1975. The Hulda Klager Lilac Society formed the following year, and the organization has owned and administered the site ever since. After restoring the gardens, the society opened them to the public and organized an annual “Lilac Days” event, in keeping with Klager’s open house tradition.

Lilac Days 2013 is scheduled April 20 to May 12. In addition to allowing visitors to experience Klager’s lilacs at peak bloom, the Lilac Days event also includes tours of the restored Victorian-era farmhouse, carriage house, and gift shop. For additional information please visit [www.lilacgardens.com](http://www.lilacgardens.com).

—Lynne Hoffman, Editorial Intern

APR. 28. **Birding in the Garden: Birds of Spring.** Class and bird walk. Hudson Gardens and Event Center. Littleton, Colorado. (303) 797-8565. [www.hudsongardens.org](http://www.hudsongardens.org).

### Looking ahead

**RAP** MAY 10 & 11. **Plant Sale.** Denver Botanic Gardens. Denver, Colorado. (720) 865-3500. [www.botanicgardens.org](http://www.botanicgardens.org).

MAY 20–24. **The Garden Evolution Conference.** American Public Gardens Association. Scottsdale, Arizona. (610) 708-3010. [www.publicgardens.org](http://www.publicgardens.org).

### WEST COAST

CA, HI, NV

**RAP** MAR. 23 & 24. **Cherry Tree and Japanese Rose Sale.** Descanso Gardens. La Cañada, Flintridge, California. (818) 949-4200. [www.descansogardens.org](http://www.descansogardens.org).

APR. 6. **Spring Garden Tour.** San Diego Horticultural Society. San Diego, California. (619) 296-9215 ext. 5. [www.sdhort.org/tours](http://www.sdhort.org/tours).

**RAP** APR. 6 & 7. **Native Plant Garden Tour.** Theodore Payne Foundation. Sun Valley, California. (919) 768-1802. [www.theodorepayne.org](http://www.theodorepayne.org).

APR. 6 & 7. **Plumeria Cuttings Sale.** Southern California Plumeria Society. San Diego, California. [www.southerncaliforniaplumeriasociety.com](http://www.southerncaliforniaplumeriasociety.com).

APR. 12. **Tree Pruning.** Class. UC Davis Extension. Davis, California. (800) 752-0081. [www.extension.ucdavis.edu/agriculture](http://www.extension.ucdavis.edu/agriculture).

APR. 13 & 14. **Sprint Plant Sale.** Occidental Arts and Ecology Center. Occidental, California. (707) 874-1557. [www.oaec.org](http://www.oaec.org).

**RAP** APR. 13 & 14. **Iris and Bulb Show and Sale.** Los Angeles County Arboretum and Botanic Gardens. Arcadia, California. (626) 821-3222. [www.arboretum.org](http://www.arboretum.org).

### NORTHWEST

AK, ID, MT, OR, WA, WY

**RAP** MAR. 20. **Embellishing the Garden with Art.** Lecture. Cheyenne Botanic Gardens and Laramie County Master Gardeners. Laramie County Library. Cheyenne, Wyoming. (307) 637-6458. [www.botanic.org](http://www.botanic.org).

APR. 19 & 20. **Spring Plant Sale.** Rhododendron Species Botanical Garden. Federal Way, Washington. (253) 838-4646. [www.rhodygarden.org](http://www.rhodygarden.org).

**RAP** APR. 20. **Leach Botanic Garden Plant Sale.** Floyd Light Middle School. Portland, Oregon. (503) 823-1671. [www.leachgarden.org](http://www.leachgarden.org).

APR. 20–MAY 12. **Lilac Days 2013.** Festival, plant sale. Hulda Klager Lilac Gardens. Woodland, Washington. (360) 606-7359. [www.lilacgardens.com](http://www.lilacgardens.com).

APR. 27 & 28. **Glide Wildflower Show.** Glide Community Center. Glide, Oregon. [www.glidewildflowershow.org](http://www.glidewildflowershow.org).

### Looking ahead

**RAP** MAY 3 & 4. **Spring Plant Sale.** (May 3 is members only.) Idaho Botanical Garden. Boise, Idaho. (208) 343-8674. [www.idahobotanicalgarden.org](http://www.idahobotanicalgarden.org).

**RAP** MAY 19. **Annual Plant Sale.** Alaska Botanical Garden. Anchorage, Alaska. (907) 770-3692. [www.alaskabg.org](http://www.alaskabg.org).

### CANADA

**RAP** APR. 27 & 28. **Spring Plant Sale.** Gardens at Horticulture Centre of the Pacific. Victoria, British Columbia. (250) 479-6162. [www.hcp.ca](http://www.hcp.ca).

APR. 28. **VanDusen Plant Sale.** VanDusen Botanical Garden. Vancouver, British Columbia. (604) 257-8668. [www.vandusengarden.org](http://www.vandusengarden.org).

**RAP** MAY 2, 4 & 5. **Plant Sale.** Toronto Botanical Garden. Toronto, Ontario. (416) 397-1341. [www.torontobotanicalgarden.ca](http://www.torontobotanicalgarden.ca).

**RAP** MAY 3–5. **Home and Garden Show.** Royal Botanical Gardens. RBG Centre. Burlington, Ontario. (800) 694-4769. [www.rbg.ca/events](http://www.rbg.ca/events).



# Grow With Us



American Orchid Society

.....

*Beginner or expert, share your passion for orchids by giving a gift membership to the American Orchid Society today!*

.....

*Since 1921, the American Orchid Society has been considered the premiere resource for orchid information. Join this select group of individuals who have discovered the rare and exotic world of orchids.*

.....

*For American Orchid Society membership information and benefits, please go to [www.aos.org](http://www.aos.org)*

**Check out our  
SPECIAL OFFER  
on Caladium Bulbs**

**~ PLUS ~**

**NEW**



"Candyland"

**NEW**



"Raspberry Moon"

**NEW**



"White Wonder"

**we have  
25 NEW  
varieties  
to choose from**

[www.classicalcaladiums.com](http://www.classicalcaladiums.com)



**SHOP HERE  
~  
SHOP NOW**

or call toll-free 888-912-0020

## GARDEN MARKET

CLASSIFIED AD RATES: All classified advertising must be prepaid. \$2.75 per word; minimum \$66 per insertion. Copy and prepayment must be received by the 20th of the month three months prior to publication date. Display ad space is also available. To place an ad, call (703) 768-5700 ext. 120 or e-mail [advertising@ahs.org](mailto:advertising@ahs.org).

### NATIVE PLANTS

**Mail-Order Natives**, P.O. Box 9366, Lee, FL 32059. Retail supplier of native trees, shrubs, native azaleas, perennials, palms & grasses. Top-quality plants with service to match. Free catalog. [www.mailordernatives.com](http://www.mailordernatives.com). E-mail: [superiortrees@centurylink.net](mailto:superiortrees@centurylink.net) phone: (850) 973-0585.

### PLANT LABELS

#### ENGRAVED BOTANICAL PLANT LABELS

PLANT IDENTIFICATION FOR EVERY GARDEN  
FAMILY - GENUS - SPECIES - COMMON NAME

**Order @ [www.gardenmarkers.com](http://www.gardenmarkers.com)**

FAX: 434-975-1627

PLANT LABELS - STAKES - TREE TACKS

### Exciting New Perennial Varieties from Seed



*Jelitto*

LEWISIA Longipetala-Hybr. 'Little Tutti Frutti'

STAUDENSAMEN · PERENNIAL SEEDS · GRAINES DE PLANTES VIVACES

Production · Breeding · Seed Technology

USA Office: 125 Chenoweth Ln. · Louisville, KY 40207

Phone (502) 895-0807 · Fax (502) 895-3934 · <http://www.jelitto.com> · [maryv@jelitto.com](mailto:maryv@jelitto.com)

German Headquarters: P.O. Box 1264 · D-29685 Schwarmstedt

Phone 01149-5071-9829-0 · Fax 01149-5071-9829-27 · [www.jelitto.com](http://www.jelitto.com) · [info@jelitto.com](mailto:info@jelitto.com)

### Veggies And Herbs In Biodegradable Pots



**Bonnie**  
PLANTS

[www.BonniePlants.com](http://www.BonniePlants.com)

**Gardening With  
You Since 1918.**

**Go Green...  
Go Grey**

**Help Save the Environment  
Help Save an Endangered  
Manatee Today**

**Adopt-A-Manatee!**



Call 1-800-432-JOIN (5646)  
[www.savethemanatee.org](http://www.savethemanatee.org)



Photo © Aggie/Corbis

## PRONUNCIATIONS AND PLANTING ZONES

Most of the cultivated plants described in this issue are listed here with their pronunciations, USDA Plant Hardiness Zones, and AHS Plant Heat Zones. These zones suggest a range of locations where temperatures are appropriate—both in winter and summer—for growing each plant. USDA Zones listed are still aligned with the 1990 version of the USDA's map.

While the zones are a good place to start in determining plant adaptability in your region, factors such as exposure, moisture, snow cover, and humidity also play an important role in plant survival. The zones tend to be conservative; plants may grow outside the ranges indicated. A USDA zone rating of 0–0 means that the plant is a true annual and completes its life cycle in a year or less.

### A–C

**Abelia mosanensis** uh-BEEL-yuh mo-san-EN-sis (USDA Hardiness Zones 3–7, AHS Heat Zones 7–3)  
**Abeliophyllum distichum** uh-beel-ee-o-FIL-um DIS-tih-kum (5–8, 8–1)  
**Acer palmatum** AY-ser pal-MAY-tum (5–8, 8–2)  
**Allium carinatum var. pulchellum** AL-ee-um kar-ih-NAY-tum var. pul-KEL-um (6–9, 9–6)  
**A. cernuum** A. SAIR-new-um (3–9, 9–5)  
**Aristida purpurea** ah-riss-TEE-duh pur-PUR-ee-uh (6–10, 10–5)  
**Arrhenatherum elatius ssp. bulbosum** ah-ren-AH-ther-um ee-LAY-tee-us ssp. bul-BO-sum (4–7, 7–4)  
**Artemisia tridentata** ar-teh-MEEZ-yuh try-den-TAY-tuh (8–9, 9–8)  
**Bouteloua gracilis** boo-teh-LOO-uh GRUH-sih-liss (5–9, 12–4)  
**Brugmansia sanguinea** brug-MAN-see-uh san-GWIN-ee-uh (10–11, 11–7)  
**Calamagrostis ×acutiflora** kah-luh-muh-GROS-tiss ah-KYOO-tih-flor-uh (5–9, 9–5)  
**Calycanthus floridus** kal-ee-KAN-thus FLOR-ih-dus (4–9, 9–1)  
**Carex comans** KAIR-eks KO-manz (7–9, 9–7)  
**C. elata** C. eh-LAY-tuh (5–9, 9–3)  
**C. pensylvanica** C. pen-sil-VAN-ih-kuh (4–8, 8–1)  
**C. phyllocephala** C. fil-o-SEF-uh-luh (7–10, 10–7)  
**C. platyphylla** C. plat-ee-FIL-luh (4–7, 7–4)  
**Castanea dentata** kas-TAY-nee-uh den-TAY-tuh (4–8, 8–1)  
**Cercis canadensis** SUR-siss kan-uh-DEN-siss (4–9, 9–2)  
**Choisya ternata** CHOY-see-uh ter-NAY-tuh (8–10, 10–8)  
**Clethra alnifolia** KLETH-ruh al-nih-FO-lee-uh (3–9, 9–1)  
**Cornus alba** KOR-nus AL-buh (2–8, 8–1)  
**C. kousa** C. KOO-suh (5–8, 8–5)  
**C. sanguinea** C. sang-GWIN-ee-uh (4–7, 7–1)  
**C. sericea** C. seh-RISS-ee-uh (3–8, 8–1)  
**Corylopsis pauciflora** kor-ih-LOP-siss paw-sih-FLOR-uh (6–8, 8–6)  
**C. spicata** C. spy-KAY-tuh (5–8, 8–5)  
**Cymbopogon citratus** sim-bo-PO-gon sih-TRAY-tuss (9–11, 12–1)  
**Cyperus papyrus** sy-PEER-us puh-PY-russ (10–11, 12–6)

### D–N

**Daphne ×burkwoodii** DAF-nee burk-WOOD-ee-eye (4–8, 8–3)  
**D. odora** D. o-DOR-uh (7–9, 9–7)  
**Davidia involucrata** duh-VID-ee-uh in-vol-yew-KRAY-tuh (6–8, 8–6)  
**Deschampsia cespitosa** deh-SHAMP-see-uh sez-pih-TOH-suh (5–9, 9–1)  
**Echinacea tennesseensis** ek-ih-NAY-see-uh ten-uh-see-EN-sis (3–9, 9–1)  
**Edgeworthia chrysantha** edj-WORTH-ee-uh krih-SAN-thuh (7–9, 9–6)  
**Elymus magellanicus** eh-LYE-mus maj-eh-LAN-ih-kus (7–8, 8–7)  
**Gardenia jasminoides** gar-DEEN-ee-uh jaz-mih-NOY-deez (7–11, 11–1)  
**Festuca glauca** fes-TEW-kuh GLAW-kuh (4–8, 8–1)  
**F. idahoensis** F. eye-duh-ho-EN-siss (4–8, 8–1)  
**Hakonechloa macra** ha-kon-ee-KLO-uh MAK-ruh (5–9, 9–2)  
**Helictotrichon sempervirens** hel-ik-toh-TRY-kon sem-pur-VY-renz (4–9, 9–1)  
**Ilex crenata** EYE-leks kreh-NAY-tuh (5–7, 7–5)  
**Illicium floridanum** ih-LISS-ee-um flor-ih-DAN-um (6–9, 9–6)  
**Isolepis cernua** eye-so-LEP-is SAIR-new-uh (7–10, 10–1)  
**Lagerstroemia indica** lag-ur-STRO-me-uh IN-dih-kuh (7–9, 9–7)  
**L. fauriei** L. FAR-ee-eye (7–9, 9–7)  
**Milium effusum** mih-LEE-um eh-FEW-sum (5–9, 9–4)  
**Miscanthus sinensis** miz-KAN-thus sih-NEN-siss (5–9, 9–1)  
**Molinia caerulea** moh-LEEN-ee-uh see-ROO-lee-uh (5–9, 9–1)  
**Muhlenbergia capillaris** mew-len-BUR-jee-uh kap-ih-LAIR-iss (6–10, 10–1)  
**Nassella tenuissima** nah-SEL-luh ten-yew-ISS-ih-muh (7–11, 12–7)  
**Nepeta racemosa** NEP-eh-tuh ras-eh-MO-suh (4–9, 8–1)  
**Nigella damascena** ny-JEL-luh dam-uh-SEE-nuh (0–0, 12–1)  
**Nymphoides cristata** nim-FOY-deez kris-TAY-tuh (7–11, 12–7)  
**N. cordata** N. kor-DAY-tuh (6–10, 10–4)  
**N. indica** N. IN-dih-kuh (12–15, 12–7)  
**N. peltata** N. pel-TAY-tuh (6–11, 12–6)

### O–Z

**Osmanthus ×burkwoodii** oz-MAN-thuss burk-WOOD-ee-eye (6–8, 8–6)  
**O. fragrans** O. FRAY-granz (7–10, 11–7)  
**O. heterophyllum** O. het-ur-ah-FIL-lus (7–9, 9–7)  
**Panicum virgatum** PAN-ih-kum veer-GAY-tum (5–9, 9–1)  
**Pennisetum alopecuroides** pen-ih-SEE-tum al-o-pek-yew-ROY-deez (6–11, 12–1)  
**P. ×advena** P. ad-VEEN-uh (9–11, 12–1)  
**Philadelphus coronarius** fil-uh-DEL-fus kor-o-NAIR-ee-us (4–9, 9–4)  
**P. lewisii** P. loo-ISS-ee-eye (3–8, 8–3)  
**Physocarpus opulifolius** fie-so-KAR-pus op-yew-lih-FO-lee-us (3–7, 7–1)  
**Picea abies** PY-see-uh AY-beez (2–8, 8–1)  
**Polygonatum odoratum** pah-lih-GO-nay-tum o-doh-RAY-tum (4–8, 8–1)  
**Rhododendron alabamense** ro-doh-DEN-dron al-uh-bam-EN-see (6–8, 8–5)  
**R. austrinum** R. aw-STRY-num (6–9, 9–6)  
**R. occidentale** R. ahk-sih-den-TAL-ee (7–9, 9–7)  
**R. prinophyllum** R. prin-o-FIL-lum (3–8, 8–3)  
**R. schlippenbachii** R. shlip-en-BAHK-ee-eye (4–7, 7–4)  
**R. viscosum** R. viss-KO-sum (4–8, 8–1)  
**Salix alba** SAY-lik AL-buh (4–9, 9–3)  
**Sambucus canadensis** sam-BOO-kus kan-uh-DEN-siss (6–8, 8–6)  
**Sarcococca hookeriana var. humulis** sar-kuh-KOKE-uh HEW-mih-lis (5–8, 8–6)  
**S. confusa** S. kon-FEW-suh (6–8, 8–6)  
**Sorghastrum nutans** sor-GASS-trum NOO-tanz (4–9, 9–1)  
**Sporobolus heterolepis** spor-OB-o-lus het-ur-o-LEP-iss (3–8, 10–2)  
**Stachys byzantina** STAY-kiss bih-zan-TY-nuh (4–8, 8–1)  
**Stewartia pseudocamellia** stew-AR-tee-uh soo-doh-kuh-MEEL-yuh (5–8, 8–4)  
**Viburnum ×carlcephalum** vy-BER-num karl-SEFF-uh-lum (6–8, 8–5)  
**V. carlesii** V. kar-LEEZ-ee-eye (5–8, 8–5)  
**V. farreri** V. FAR-air-ee (5–8, 8–4)

## Dove Tree: A Conversation Piece for the Garden

by Bob Hill

**M**Y INFATUATION with the dove tree (*Davidia involucrata*, USDA Hardiness Zones 6–8, AHS Heat Zones 8–6) began on a warm spring day at Winterthur Estate and Garden in Delaware. Pausing momentarily on a bench, I looked up to see hundreds of large white flower bracts silently fluttering above my head. This vision, instantaneous yet enduring, seemed to me to encapsulate all the reasons why we garden.

### DISTINCTIVE FEATURES

A member of the tupelo family (Nyssaceae), the dove or handkerchief tree can get 20 to 40 feet tall and wide under cultivation with a generally pyramidal habit. As an ornamental, it has much to offer, starting with green, heart-shaped leaves in the summer, variable fall color, and interesting reddish-green winter bark.

Red-anthered flowers form rounded clusters in April and May. Each flower produces a solitary central fruit. But it's the two unequal-sized, white petallike bracts, which hang like protective hands over the fruits, that steal the show. The larger of these modified leaves is about seven inches long; the smaller about three inches long. These unique blooms have drawn comparisons to a flock of doves or dangling handkerchiefs.

So what's not to like? The only major caveat is that the tree usually takes several years to begin flowering—and often blooms only every other year. For best results, plant it in moist, organic-rich, well-drained soil and provide part or dappled shade, especially in warmer regions.

### Sources

**Digging Dog Nursery**, Albion, CA. (707) 937-1130. [www.diggingdog.com](http://www.diggingdog.com).

**Fairweather Gardens**, Greenwich, NJ. (856) 451-6261. [www.fairweathergardens.com](http://www.fairweathergardens.com).



Dove tree is distinguished by its large, drooping bracts that resemble handkerchiefs.

### INTRIGUING HERITAGE

Another reason I find dove tree fascinating is its intriguing horticultural heritage. Native to south central and southwest China, the species was first discovered in 1869 by French missionary and naturalist Armand David—hence its botanical name—in Sichuan Province, not far from Tibet.

David sent dried specimens to Paris where, in 1871, French botanist Henri Bailon described it as a new genus and species. The dove tree was subsequently spotted in China by Augustine Henry, an English physician assigned to the Imperial Customs Service. An avid plant collector, Henry sent dried specimens and plant samples to the Royal Horticultural Society's Kew Gardens.

Henry's enthusiasm for the dove tree prompted English nursery owner Sir Harry Veitch to hire plant explorer Ernest H. Wilson to bring back more seeds. Using a map provided by Henry, Wilson set off in 1900 to find the dove tree. After discovering the one known tree had been cut down, Wilson pressed on, found other trees, and sent several hundred seeds home to England.

Meanwhile, Paul Guillaume Farges, another French missionary and plant explorer, had also come across dove trees in Sichuan and he sent seeds to the Vilmorin Nursery in Les Barres, France. In 1899, one of those seeds germinated and was planted. A rooted layer from that tree made its way to the Arnold Arboretum in Boston in 1904.

Most of the dove trees sold in American nurseries are descended from the one found by Farges, which is considered to be a botanical variety *D. involucrata* var. *vilmoriniana*. A number of selections have been introduced over the years, including 'Kylee's Columnar' and the variegated 'Aya Nishiki', but the most popular is 'Sonoma', a grafted form introduced by the Sonoma Horticultural Nursery in California, which blooms at a very young age. That's the one I have in my protected side yard in Zone 6 southern Indiana. Some day there'll be a bench underneath it. 🌿

*A former columnist with the Louisville Courier-Journal, Bob Hill and his wife, Jane, run Hidden Hill Nursery in Utica, Indiana.*



## Confidence shows.

Because a mistake can ruin an entire gardening season, passionate gardeners don't like to take chances. That's why there's Osmocote® Smart-Release® Plant Food. It's guaranteed not to burn when used as directed, and the granules don't easily wash away, no matter how much you water. Better still, Osmocote feeds plants continuously and consistently for four full months, so you can garden with confidence. Maybe that's why passionate gardeners have trusted Osmocote for 40 years.



extraordinary  
made easy!™



Sienna Sunrise® Heavenly Bamboo  
*Nandina domestica 'Monfar'* PP#14693

Monrovia makes it easy to  
create drama with colorful foliage.

For a stunning hedge of fiery red foliage, plant a row of our exclusive Sienna Sunrise® Heavenly Bamboo. Or place one in a container for a dramatic splash of color in a small garden.

All Monrovia plants are regionally grown in our custom-blended, nutrient-rich soil, giving them a healthy start and ensuring easier, more successful gardening for you. Visit your nearby independent garden center, where you'll find the very best plant selection and excellent service. And it's the only place you'll find our Distinctively Better® plants. Locate a retailer near you at [monrovia.com](http://monrovia.com).

 **MONROVIA**  
[monrovia.com](http://monrovia.com)

