BioOne COMPLETE

Taxonomic novelties in the Asteraceae–Inuleae with the description of a new genus, Galgera separate from Laggera

Authors: Anderberg, Arne A., and Bengtson, Annika

Source: Willdenowia, 52(3) : 373-386

Published By: Botanic Garden and Botanical Museum Berlin (BGBM)

URL: https://doi.org/10.3372/wi.52.52306

BioOne Complete (complete.BioOne.org) is a full-text database of 200 subscribed and open-access titles in the biological, ecological, and environmental sciences published by nonprofit societies, associations, museums, institutions, and presses.

Your use of this PDF, the BioOne Complete website, and all posted and associated content indicates your acceptance of BioOne's Terms of Use, available at www.bioone.org/terms-of-use.

Usage of BioOne Complete content is strictly limited to personal, educational, and non - commercial use. Commercial inquiries or rights and permissions requests should be directed to the individual publisher as copyright holder.

BioOne sees sustainable scholarly publishing as an inherently collaborative enterprise connecting authors, nonprofit publishers, academic institutions, research libraries, and research funders in the common goal of maximizing access to critical research.

Downloaded From: https://bioone.org/journals/Willdenowia on 26 Apr 2024
Terms of Use: https://bioone.org/terms-of-use

Willdenowia
Annals of the Botanic Garden and Botanical Museum Berlin

Botanischer Garten Berlin

Taxonomic novelties in the *Asteraceae–Inuleae* with the description of a new genus, *Galgera* separate from *Laggera*

Arne A. Anderberg[1] & Annika Bengtson[1]

Version of record first published online on 27 December 2022 ahead of inclusion in December 2022 issue.

Abstract: Phylogenetic analyses of DNA sequences from the plastid gene *ndhF* from a large number of species of the *Asteraceae* tribe *Inuleae* reveal the need for some taxonomic and nomenclatural changes. The genera *Laggera*, *Pentanema* and *Pluchea* as presently understood are all polyphyletic. It is concluded that the old name *Vicoa* should be used for three species of *Pentanema*, and a new species of the genus is described. Two species of *Cyathocline* (previously recognized as a genus in the tribe *Astereae*) are confirmed to be close to *Blumea* of the *Inuleae–Inulinae* and are included here in the latter genus, requiring a new combination. The new genus *Galgera*, sister to *Antiphiona*, is described for a former *Laggera* species.

Keywords: *Asteraceae*, *Blumea*, *Compositae*, *Cyathocline*, *Inuleae*, *Laggera*, *ndhF*, new genus, *Pentanema*, phylogenetic analysis, taxonomy, *Vicoa*

Article history: Received 31 August 2022; peer-review completed 2 November 2022; received in revised form 22 November 2022; accepted for publication 25 November 2022.

Citation: Anderberg A. A. & Bengtson A. 2022: Taxonomic novelties in the *Asteraceae–Inuleae* with the description of a new genus, *Galgera* separate from *Laggera*. – Willdenowia 52: 373–386. https://doi.org/10.3372/wi.52.52306

Introduction

The *Asteraceae* tribe *Inuleae* has been subject of study over a number of years, resulting in a fairly good understanding of generic interrelationships therein. Morphological investigations of floral microcharacters and analyses of DNA sequence data have played important roles in achieving the present picture. In molecular analyses (Pornpongrungrueng & al. 2007; Englund & al. 2009; Nylinder & Anderberg 2015; Nylinder & al. 2016; Gutiérrez-Larruscain & al. 2018), new information on generic relationships within the tribe emerged. One of the major clades of the *Inuleae–Plucheinae* in Nylinder & Anderberg (2015) may be referred to as the "Plucheoid" clade, a diverse group comprising a number of intermingled genera. The apparent paraphyly of the large and morphologically diverse genus *Pluchea* Cass. is a matter that would need future consideration, particularly with respect to *Tessaria* Ruiz & Pav. (a name that has priority over *Pluchea*). Apart from the *Pluchea* problem, taxonomic problems relating to the genera *Laggera* Sch. Bip. ex Benth. & Hook. f. and *Pentanema* Cass. have also emerged. Molecular analyses have shown both *Laggera* and *Pentanema* to be polyphyletic (Nylinder & Anderberg 2015; Gutiérrez-Larruscain & al. 2018), and the taxonomic problems are discussed here. *Cyathocline* Cass. was transferred from *Astereae* to *Inuleae* by Li & al. (2013), but the study included only one species and the position of *Cyathocline* is tested here. Based on the results of the present study, and those of previous phylogenetic analyses of the *Asteraceae–Inuleae*, one new genus is described for a former member of *Laggera*, the systematic position of *Cyathocline* is accepted as closely related to *Blumea* DC., and one new species of the genus *Vicoa* Cass. is described.

Material and methods

Taxon sampling

A total of 166 taxa, representing both *Inuleae* subtribes and selected based on earlier studies (Englund & al. 2009; Nylinder & Anderberg 2015; Gutiérrez-Larruscain & al. 2018), were included in the present study. The plastid *ndhF* region was selected and analysed to address the taxonomic problems relating to *Laggera* and *Pentanema*, as well as to test the systematic position of *Cyathocline*. Four new *ndhF* sequences were generated for this study; the remaining sequences were obtained from GenBank, most of them from the study by Nylinder & Anderberg (2015).

1 Department of Botany, Swedish Museum of Natural History, P.O. Box 50007, SE-104 05 Stockholm, Sweden.
Author for correspondence: Annika Bengtson, annika.bengtson@nrm.se

Downloaded From: https://bioone.org/journals/Willdenowia on 26 Apr 2024
Terms of Use: https://bioone.org/terms-of-use

Table 1. Primers used to amplify the *ndhF* region. Primers marked with an X are internal primers that were designed and used for the amplification of *ndhF* for *Cyathocline lutea*.

Primer	Sequence (5′–3′)	Direction	Reference
RJ1	AGGTAAGATCCGGTGAATCGGAAAC	F	Kim & Jansen (1995)
ndhF-225R_Cya	TCCAAGACCATACATATTGATAGACAGAAC	R	X
ndhF-160F_Cya	TTCGTCGTATGTGGGCTTTTCAGAGC	F	X
ndhF-452R_Cya	GTAACTAATCGCAACATGGAAGTACTG	R	X
ndhF-386F_Cya	ATAGTGATAATTATATGTCTCATGATCACG	F	X
ndhF-644R_Cya	TCAAGTTATTGAATATTTGGAATAAATCACG	R	X
ndhF-628F_Cya	TTAGGCATTTTAGGATTTTATTGGGTAACG	F	X
ndhF-893R_Cya	CCCTATCAAAGATATAAAATTCATTATGTG	R	X
ndhF-861F_Cya	GTAGCAGCGGGAATTTTTCTTGTAGC	F	X
ndhF16	GTTAAACCTCCCATAAGCACCATATTCTGAC	R	Källersjö & al. (2000)
ndhF-1130F_Cya	GATCGTGATCCGTTATTCACTCAATGG	F	X
ndhF-1366R_Cya	CCTTCAAAAGTAAGTAAATAGATCCGACAC	R	X
ndhF1260	TCTTAATGATAGTTGGTTGTATTCACC	F	Eldenäs & al. (1999)
ndhF1750R-Ast2	AATTAATATAAGTATTGGGAATAACATCG	R	Nylinder & al. (2013)
ndhF-1617F_Cya	AAACATGATCCAACCCTTTCTTTCTATTCC	F	X
ndhF-1864R_Cya	AAATATTCCGAAAGAGGCTATACTSACTG	R	X
ndhF-1822F_Cya	CATAAAAATTCAAACAATTCAATAGATTGG	F	X
ndhF10B	CCTACTCCATTTGGAATTCCATC	R	Källersjö & al. (2000)
ndhF1950F-Ast1	GGTTACATAGATGCCTTTTATGGAACATT	F	Nylinder & al. (2013)
ndhF5	GTCTCAATTGGGTTATATGATG	F	Olmstead & Sweere (1994)
RJ14	ACCAAGTTCAATGTTAGCGAGATTAGTC	R	Kim & Jansen (1995)
ndhF431F	GATACAAATTTATATTTTTTGGG	F	Eldenäs & al. (1999)
ndhF520R	CAAATGCTTTTTGACAAGCATTTGCCGC	R	Anderberg & Swenson (2003)
ndhF1650F-Ast1	TATGATCCAACCCTTTMTTTMTATTCC	F	Nylinder & al. (2013)

DNA extraction, amplification and sequencing

DNA was extracted from herbarium material of *Cyathocline lutea* J. S. Law ex Wight, *C. purpurea* (Buch.-Ham. ex D. Don) Kuntze, *Pentanema* (*Vicoa*) *indicum* (L.) Y. Ling and one undescribed taxon using a DNeasy Plant Mini Kit (Qiagen, Hilden, Germany) according to the manufacturer's protocol. The plastid *ndhF* region was amplified using Hot Start Mix RTG beads (GE Healthcare, Little Chalfront, U.K.) following the standard protocol of the manufacturer, using the primers listed in Table 1 and following the thermal profile described in Bengtson & Anderberg (2018). Amplified products were purified using one portion of Exonuclease I (20 u/µl) and four portions Shrimp Alkaline Phosphatase (rSAP, 1U/µl; New England Biolabs). Purified PCR products were sequenced by Macrogen Europe (Amsterdam, the Netherlands; https://www.macrogen-europe.com/).

Sequences were assembled and edited using the Staden package (Staden 1996) and manually aligned using BioEdit (v.7.2.5; Hall 1999). New sequences have been submitted to GenBank; accession numbers and voucher information are listed in Appendix 1. The *ndhF* sequence alignment is provided in Appendix 2 (see Supplemental content online).

Phylogenetic analyses

A dataset consisting of 166 accessions was assembled and analysed. Bayesian inference analyses were performed using MrBayes (v.3.2.2; Ronquist & al. 2012), using the online XSEDE platform of the CIPRES Science Gateway (Miller & al. 2010). The nucleotide substitution model was set to GTR+I+G, selected as best fit under the Akaike information criterion (AIC) as implemented in jModelTest (v.2.1.10 v20160303; Guindon & Gascuel 2003; Darriba & al. 2012). Analyses consisted of two independent runs with eight chains each, with the temperature parameter set to 0.1. The Markov chain Monte Carlo (MCMC) was run for 50 million generations, with a sampling frequency of 5000. Convergence of Markov chains was assessed in Tracer (v.1.7.1; Ram-

Downloaded From: https://bioone.org/journals/Willdenowia on 26 Apr 2024
Terms of Use: https://bioone.org/terms-of-use

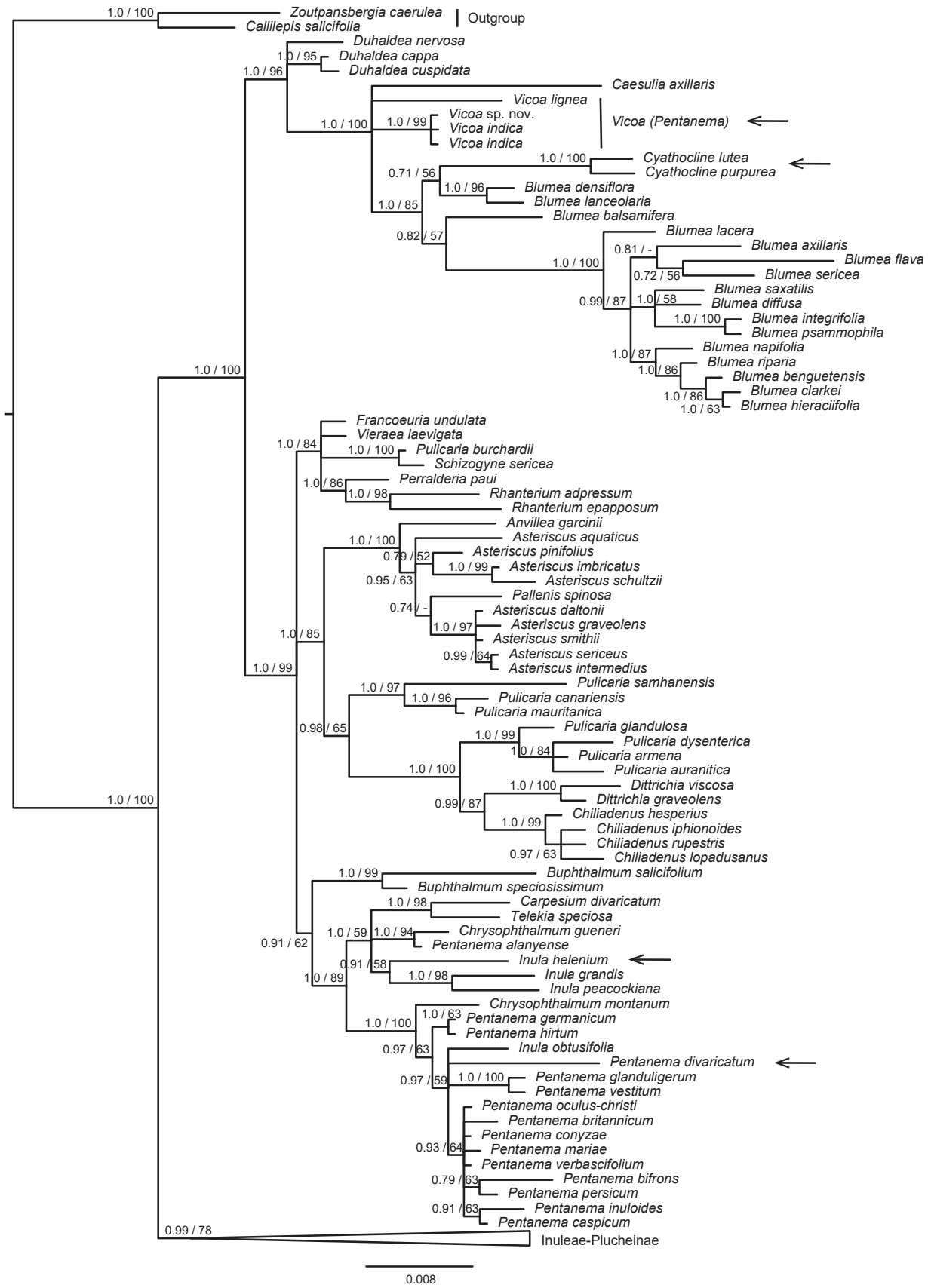

Fig. 1. Phylogeny of *Inuleae* (continued in Fig. 2). *Inuleae–Inulinae*. Showing position of *Vicoa* next to *Blumea*, distant from *Pentanema*, as well as systematic position of *Cyathocline* within *Blumea*. Arrows also mark the types of *Pentanema* (*P. divaricatum*) and *Inula* (*I. helenium*). Numbers at nodes indicate posterior probability (PP) and bootstrap support (BS) values; bootstrap support values <50 are indicated by a dash. Scale bar shows number of nucleotide substitutions per site.

Downloaded From: https://bioone.org/journals/Willdenowia on 26 Apr 2024
Terms of Use: https://bioone.org/terms-of-use

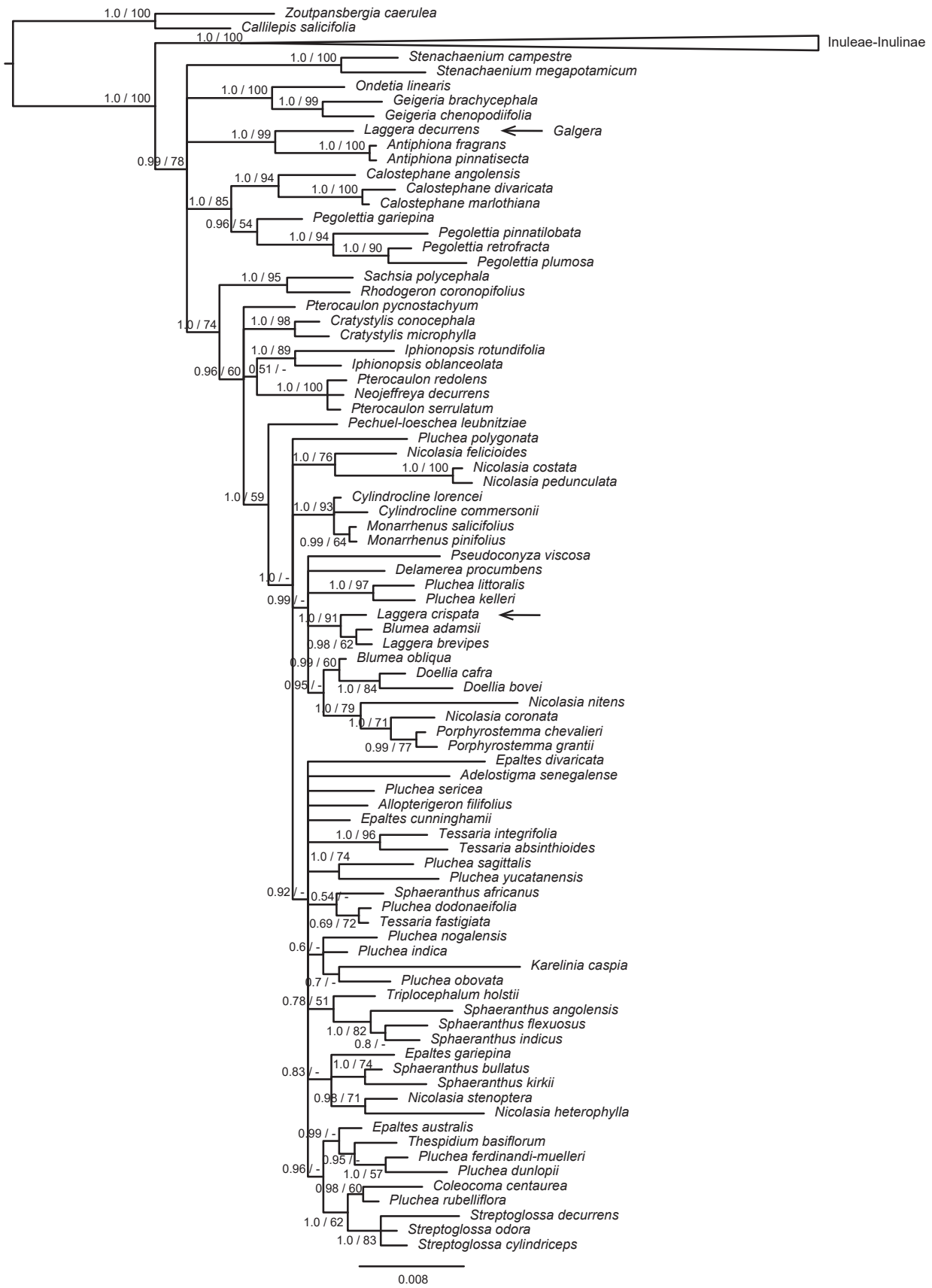

Fig. 2. Phylogeny of *Inuleae* (continued from Fig. 1). *Inuleae–Plucheinae*. An arrow marks the position of *Galgera decurrens* (*Laggera decurrens*) as sister group of *Antiphiona* in a lineage distant from that comprising the remaining species of *Laggera* (the type, *L. pterodonta* [= *L. crispata*], also indicated by an arrow). Numbers at nodes indicate posterior probability (PP) and bootstrap support (BS) values; bootstrap support values <50 are indicated by a dash. Scale bar shows number of nucleotide substitutions per site.

Downloaded From: https://bioone.org/journals/Willdenowia on 26 Apr 2024
Terms of Use: https://bioone.org/terms-of-use

baut & al. 2018), as well as by checking average standard deviation values of split frequencies. The first 25% of the trees were excluded as a burn-in phase.

Maximum parsimony analyses were conducted using PAUP (v. 4.0a169; Swofford 2002). The most parsimonious trees were searched for using a heuristic search strategy, with 10 000 random addition replicates, TBR branch-swapping and saving only a single most-parsimonious tree per replicate. Bootstrap support (BS) was estimated using 10 000 replicates, each with 10 random addition replicates, saving only the most parsimonious tree per replicate.

Callilepis salicifolia Oliv. and *Zoutpansbergia caerulea* Hutch. were selected as outgroup taxa for the analyses. All analyses were run twice, using the settings described above.

Results

The *ndhF* dataset consisted of 2257 aligned characters, 351 of which were parsimony informative. The parsimony analysis yielded 1341 most parsimonious trees, 1242 steps long (consistency index, CI = 0.55; retention index, RI = 0.89, excluding uninformative characters). Bayesian and parsimony analyses produced trees with similar topologies, with only minor differences in little-supported nodes. A fifty-percent majority-rule consensus tree from a Bayesian analysis, due to its size shown in two parts, corresponding to the different subtribes, is presented in Fig. 1 and 2.

Analyses resolved the two species of *Cyathocline* as monophyletic (posterior probability, PP = 1.0, bootstrap support, BS = 100) and placed them within the *Blumea* clade of the *Inuleae–Inulinae* (PP = 1.0, BS = 85; Fig. 1). *Vicoa* was resolved as distant from *Pentanema* (Fig. 1), with the undescribed species placed together with *V. indica* (L.) DC. (PP = 1.0, BS = 99). Analyses resolved *Laggera* as polyphyletic, with *L. decurrens* (Vahl.) Hepper & J. R. I. Wood placed as sister to *Antiphiona* Merxm. (PP = 1.0, BS = 99; Fig. 2).

Discussion

The results of the current study agree with those of earlier studies (Englund & al. 2009; Li & al. 2013; Nylinder & Anderberg 2015; Gutierrez-Larruscain & al. 2018). The molecular phylogenetic analysis of the *Inuleae* was designed to address the taxonomic issues of *Cyathocline*, *Pentanema*/*Vicoa* and *Laggera* and the results and their implications are discussed in detail below.

Cyathocline

Li & al. (2013) showed that *Cyathocline purpurea* (*Asteraceae–Astereae*) is not a member of the tribe and subtribe *Astereae–Grangeinae* (Fayed 1979) but instead a member of *Blumea* of the tribe *Inuleae*. *Cyathocline* differs from all other taxa of this clade by having distinctly dissected leaves. Li & al. used *trnL-F* and ITS sequences but included only this one species of the genus. The authors consequently moved *C. purpurea* to *Blumea* under the name *B. purpurea* (Buch.-Ham. ex D. Don) W. P. Li, which unfortunately is a homonym antedated by *B. purpurea* DC. from 1836. We have here tested the position of *Cyathocline* in *Blumea* by analysing *ndhF* sequence data, and also by including a second species (*C. lutea*) in the analysis. Our results corroborate the conclusion of Li & al. (2013), because both *C. purpurea* and *C. lutea* were placed in the *Blumea* clade of the *Inuleae–Inulinae* (Fig. 1). There are two further recognized species of *Cyathocline* (not seen by us), viz. *C. manilaliana* C. P. Raju & R. R. V. Raju from India, which is said to resemble *C. purpurea*, and *C. birmanica* Gand. from Myanmar, said to resemble *C. lyrata* Cass. (now a synonym of *C. purpurea*). Most likely, both these species belong to the same clade as *C. purpurea* and *C. lutea* found here. The new combination *Blumea lutea* (J. S. Law ex Wight) K. C. Mohan has already been published for *C. lutea*, but because Li's combination *B. purpurea* is illegitimate (as a later homonym), a new name is required. Among the many synonyms of *C. purpurea*, many have epithets that have already been used for *Blumea* species. Therefore, it seems that "*Tanacetum gratum* Wall." and *C. stricta* DC. are the oldest available names that could be used. Both were published by Candolle, but "*T. gratum*" not validly so because it was merely cited as a synonym under *C. lyrata*. Therefore, we find that the oldest available basionym for the new combination in *Blumea* would be *C. stricta*.

Blumea stricta (DC.) Anderb. & Bengtson, **comb. nov.** ≡ *Cyathocline stricta* DC., Prodr. 5: 374. 1836. – Lectotype (designated by Fayed 1979: 514): "342. *Tanacetum viscosum* Wall. in herb. F. *Artemisia stricta* herb. Heyne" (G-DC G00452565); isolectotype: Herb. Heyne in Herb. Wallich, Kew no. 3232.F (K-W K001118872).

= *Tanacetum purpureum* Buch.-Ham. ex D. Don, Prodr. Fl. Nepal.: 181. 1825 ≡ *Cyathocline purpurea* (Buch.-Ham. ex D. Don) Kuntze, Revis. Gen. Pl. 1: 333. 1891 ≡ *Blumea purpurea* (Buch.-Ham. ex D. Don) W. P. Li in Pl. Syst. Evol. 300: 603. 2013, nom. illeg. [non *Blumea purpurea* DC., Prodr. 5: 443. 1836]. – Type: according to the protologue, the species was collected by Hamilton in Nepal, but no specimens could be traced.

= *Cyathocline lyrata* Cass. in Ann. Sci. Nat. (Paris) 17: 420. 1829 [non *Blumea lyrata* (Kunth) V. M. Badillo in Bol. Soc. Venez. Ci. Nat. 10: 257. 1946]. – Type: according to the protologue, only a few capitula were collected by Reynaud from Pégu (Bago, Myanmar), but no specimens could be traced.

Downloaded From: https://bioone.org/journals/Willdenowia on 26 Apr 2024
Terms of Use: https://bioone.org/terms-of-use

– "*Tanacetum viscosum* Wall." Wallich, Numer. List: no. 3232. 1831, nom. inval., nom. nud.
– "*Tanacetum gratum* Wall." Candolle, Prodr. 5: 374. 1836, nom. inval., pro syn.

Pentanema/Vicoa

Ling (1965) synonymized *Vicoa* with *Pentanema* (*Inuleae–Inulinae*), and until recently the genus was considered to be comprised of predominantly low, woody dwarf shrubs with small capitula and few capillary pappus bristles, although the two species *P. divaricatum* Cass. and *P. vestitum* (Wall. ex DC.) Y. Ling differ by being herbaceous. The distinction between *Pentanema* and *Vicoa* has been unclear, and the opinion has varied regarding what name to use for plants with inuloid habit and few pappus bristles. Russian authors, viz. B. A. Fedtschenko and O. A. Fedtschenko (Consp. Fl. Turkestanicae 4: 174. 1911), S. G. Gorschkova (Fl. URSS 25: 479. 1959), R. V. Kamelin (Fl. Sist. Vyssh. Rast. 1: 177. 1933), G. K. Kinzikaëva (Fl. Tadzhikskoi SSR 9: 528, 312. 1988), I. M. Krascheninnikov (Fl. Sist. Vyssh. Rast.1: 177. 1933), M. M. Nabiev (Opred. Rast. Sred. Azii 10: 462. 1993) and S. A. Nevski (Fl. Sist. Vyssh. Rast. 4: 280. 1937) have described several species from C Asia either as *Vicoa* or as *Pentanema*, and in some cases transferred species from one genus to the other. The analyses by Pornpongrungrueng & al. (2007), Englund & al. (2009) and Nylinder & Anderberg (2015) showed that *P. indicum* (former genus *Vicoa*) and *P. ligneum* Mesfin belong to a lineage more closely related to *Blumea* and *Duhaldea* DC. than to the type of *Pentanema* (*P. divaricatum*), hence meriting recognition of *Vicoa* as a genus separate from *Pentanema*. Englund & al. (2009) also showed that *Inula* L. was paraphyletic, with most species belonging to another clade than *I. helenium* L. (the type of *Inula*). This led Gutiérrez-Larruscain & al. (2018) to transfer a large number species from *Inula* to *Pentanema*, and they also reinstated the genus *Vicoa*. Most C Asian species named *Vicoa* belong to the group today known as *Pentanema* and not to the same clade as the type of *Vicoa* (*V. auriculata* Cass. = *V. indica* [≡ *P. indicum*]).

Vicoa now counts the following species: **(1) *V. indica*** (L.) DC. (≡ *Inula indica* L. ≡ *Pentanema indicum* (L.) Y. Ling = [among others] *Inulaster kotschyi* Sch. Bip., *V. auriculata* Cass. and *V. leptoclada* (Webb) Dandy ≡ *Inula leptoclada* Webb); **(2) *V. cernua*** Dalzell (≡ *P. cernuum* (Dalzell) Y. Ling = *V. gokhalei* Gosavi & al.); **(3) *V. lignea*** (Mesfin) D. Gut. Larr. & al. (≡ *P. ligneum* Mesfin); **(4) *V. sahyadrica*** Nandikar & Sardesai.

Our analyses support the separation of *Vicoa* from *Pentanema* (Fig. 1), and we have also found a yet undescribed species from China belonging to the *Vicoa* clade (*V. anisopappoides* Anderb. & Bengtson, described below). In our study, *V. anisopappoides* and *V. indica* group together (Fig. 1). The morphologically similar species *V. cernua* is most likely a close relative of *V. indica*, as is the recently described *V. sahyadrica* from India (Nandikar & Sardesai 2021). *Vicoa* is placed here in an unresolved clade together with the *Blumea* clade, the monotypic genus *Caesulia* Roxb., and the Somalian *V. lignea* (Fig. 1). In Pornpongrungrueng & al. (2007), analyses of ITS and plastid data placed *P. cernuum*, *P. indicum* and *P. ligneum* together in a clade sister to *Caesulia* and the *Blumea* clade. *Vicoa indica* has a distribution in tropical and subtropical regions from W Africa to China. *Vicoa cernua* is found in similar conditions from Pakistan to SE Asia, *V. sahyadrica* is endemic to India and *V. lignea* is endemic to Somalia. The new species *V. anisopappoides* is known only from Yunnan in China.

Vicoa anisopappoides Anderb. & Bengtson, **sp. nov.** – Fig. 3–5.
Holotype: China, Yunnan, nearby Yisa city, Yisa, Honghe county, dry and hot grassy slope, 900 m, 9 Mar 2007, *PH & al. 6033* (S S07-16156).

Description — Perennial herb. *Leaves* alternate, narrowly elliptic, xeromorphic, somewhat bullate, with revolute margin, dark green and scabrid on upper surface, white tomentose on lower surface. *Capitula* in loose terminal corymbs, heterogamous. *Involucral bracts* in c. 3 rows, narrowly triangular, glandular hairy. *Receptacle* epaleate. *Outer florets* female, radiate; corolla yellow; ray lamina 3-dentate; *achene* hairy, epappose. *Disc florets* hermaphroditic, tubular; corolla yellow; *style* with acute sweeping-hairs not reaching furcation; *anthers* tailed, with rounded apical appendage and endothecial tissue with radial wall thickenings; *achene* ellipsoid, with elongated twin hairs; *pappus* with c. 10 barbellate capillary bristles.

Remarks — *Vicoa anisopappoides* differs from other species of *Vicoa* in having heterogamous radiate capitula with epappose ray achenes, together with narrowly elliptic, xeromorphic, bullate, scabrid, revolute leaves white tomentose underneath. At first glance, the new species may show some resemblance to *Anisopappus chinensis* Hook. & Arn. but is easily distinguished by its epaleate receptacles and disc floret achenes with long capillary pappus bristles.

Laggera

Laggera Sch. Bip. ex Benth. & Hook. f., Gen. Pl. 2: 290. 1873. – **Type (designated here): *Laggera pterodonta*** (DC.) Sch. Bip. ex Oliv. in Trans. Linn. Soc. London 29: 94. 1873 ≡ *Blumea pterodonta* DC. in Wight, Contr. Bot. India: 16. 1834. – **Lectotype (designated here):** Peninsula Ind. orientalis, *Wight 1437* (K K000974744).

Downloaded From: https://bioone.org/journals/Willdenowia on 26 Apr 2024
Terms of Use: https://bioone.org/terms-of-use

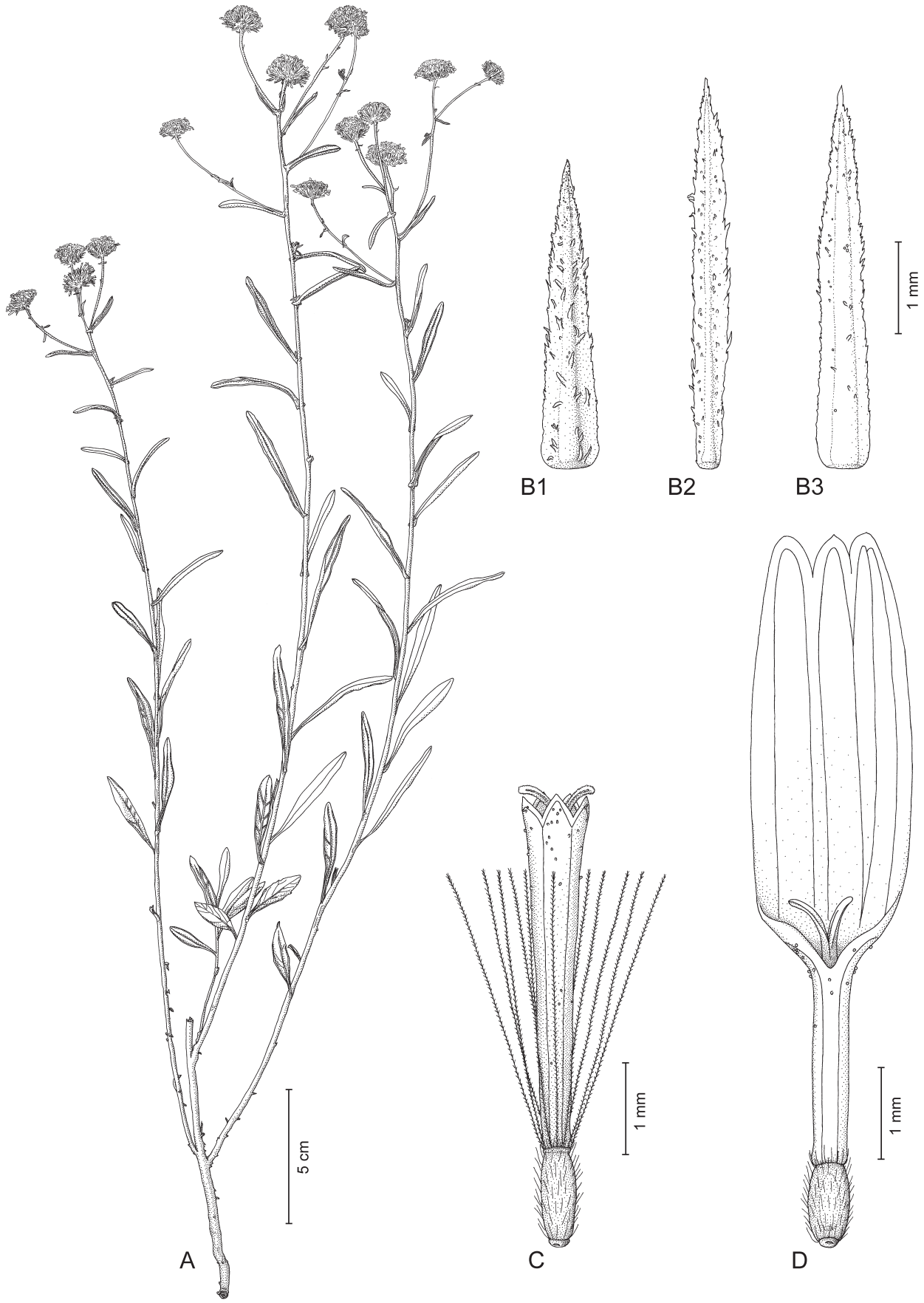

Fig. 3. *Vicoa anisopappoides* – A: habit of plant; B1–B3: involucral bracts; C: disc floret; D: ray floret. – A–D: from the holotype, *PH & al. 6033* (S S07-16156), drawn by Jennifer Kearey.

Downloaded From: https://bioone.org/journals/Willdenowia on 26 Apr 2024
Terms of Use: https://bioone.org/terms-of-use

Fig. 4. *Vicoa anisopappoides* – A: capitulum and revolute leaves; B: synflorescence with three capitula; C: xeromorphic leaves with bullate, scabrid upper surface, revolute margins and white tomentose lower surface. – A–C: from the holotype, *PH & al. 6033* (S S07-16156), photographs by Jennifer Kearey.

Downloaded From: https://bioone.org/journals/Willdenowia on 26 Apr 2024
Terms of Use: https://bioone.org/terms-of-use

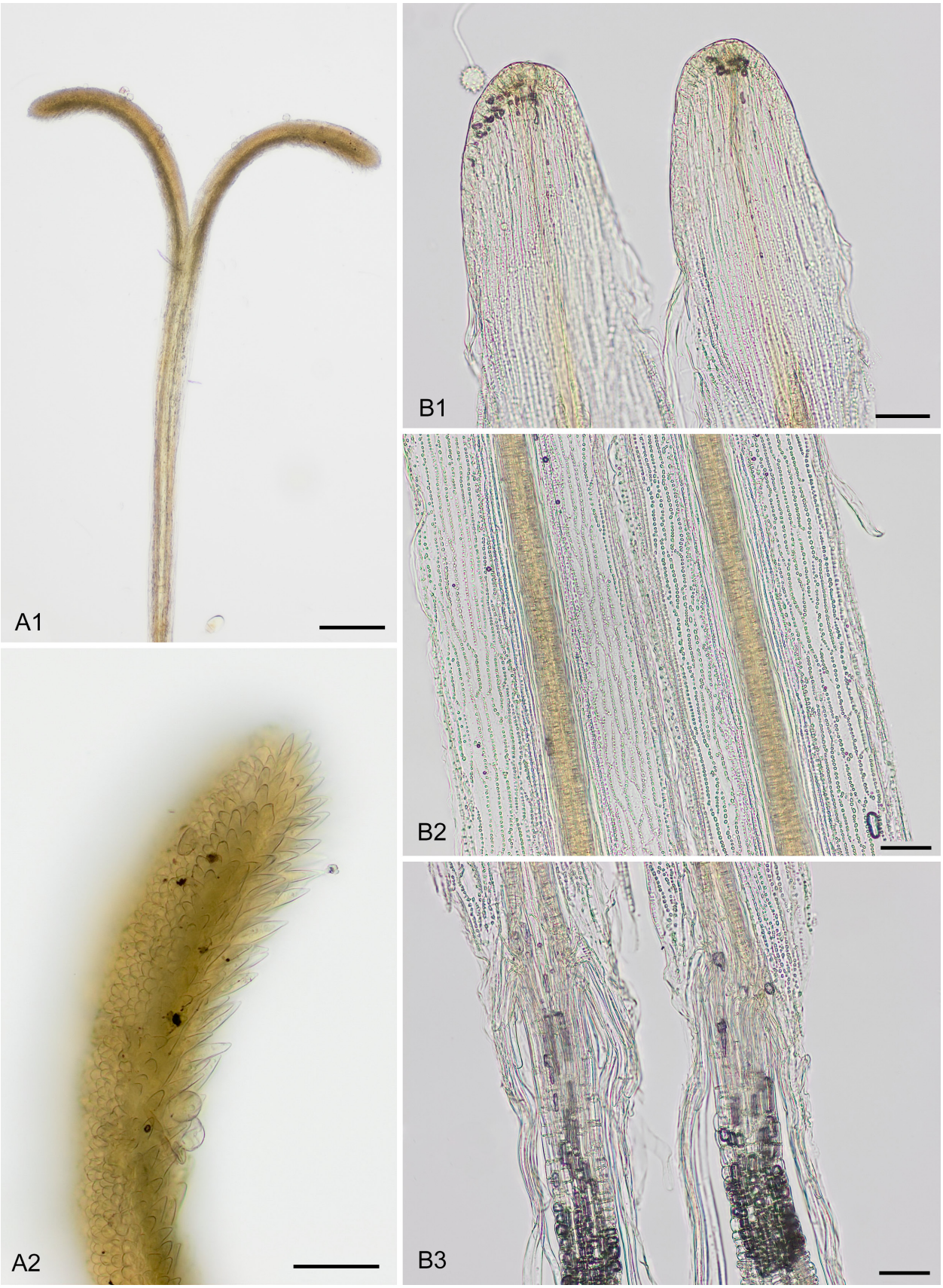

Fig. 5. *Vicoa anisopappoides*, floral microcharacters – A: style; A1: style branches with sweeping-hairs confined to distal portion of branches; A2: style branch showing acute sweeping-hairs; B: anthers; B1: rounded anther apex; B2: endothecial tissue with radial wall-thickenings; B3: well-developed anther tails. – Scale bars: A1 = 200 µm; A2, B1–3 = 50 µm. – A, B: from the holotype, *PH & al. 6033* (S S07-16156), photographs by Lars Hedenäs.

Downloaded From: https://bioone.org/journals/Willdenowia on 26 Apr 2024
Terms of Use: https://bioone.org/terms-of-use

Fig. 6. *Galgera decurrens* – Namibia, Caprivi Strip, Bukalo, 31 Jan 2018. – Photograph by Bart Würsten.

This genus is a member of the *Inuleae–Plucheinae* related to, e.g., *Nicolasia* S. Moore and *Doellia* Sch. Bip. ex Walp. in the large "Plucheoid" clade mentioned above (Nylinder & Anderberg 2015; Fig. 2). *Laggera* species (Anderberg 1991) have winged stems or at least long decurrent leaf bases, florets with purple or pink corollas, and styles with obtuse sweeping-hairs extending below the bifurcation. Nylinder & Anderberg (2015) found that *Laggera* was polyphyletic as presently circumscribed because one of its species, viz. *L. decurrens*, belongs in a different clade within the subtribe. Apart from its distant relationships to other species of *Laggera*, *L. decurrens* also differs from them in morphology by having capitula with yellow corollas, tailed anthers with polarized endothecial tissue wall thickenings, and styles with acute sweeping-hairs ending above the bifurcation. It is here found as sister to *Antiphiona* close to the *Geigeria–Ondetia* and *Calostephane–Pegolettia* clades (Fig. 2). In Nylinder & Anderberg (2015) the *Geigeria–Ondetia* pair is sister to *Antiphiona–Laggera decurrens*. Like *Antiphiona*, these were formerly members of the *Inuleae–Inulinae*. They have florets with yellow corollas (purple with yellow tips in *Antiphiona*), styles with acute sweeping-hairs ending above the bifurcation (below in *Geigeria* Griess.) and polarized endothecial tissue. In these respects, they correspond well with the character states in *L. decurrens*. The reason *L. decurrens* has been placed with *Laggera* may have been its decurrent leaves and filiform female marginal florets, but neither of these character states is unique to *Laggera*; they occur here and there in the *Inuleae*. Filiform female florets are found in, e.g., *Blumea* and winged stems in, e.g., *Calostephane* Benth., *Geigeria* and *Ondetia* Benth. Given the present results, we conclude that *L. decurrens* cannot remain in *Laggera*, but also that it would be an odd addition to the small and morphologically homogeneous *Antiphiona* with its homogamous capitula, florets with purple corollas and non-decurrent, pinnatifid or bipinnatifid leaves. Therefore, we describe it here as a new genus.

Galgera Anderb. & Bengtson, **gen. nov.**
Type: *Galgera decurrens* (Vahl) Anderb. & Bengtson.

Description — Branched, aromatic annual to perennial herb, sometimes more than 1 m tall. *Stems* and leaves grey, densely silky tomentose. *Leaves* alternate, narrowly elliptic, 1–5 cm long, 2–7 mm wide, base long decurrent on stem (therefore stem often winged, wings entire, to 3 mm wide), margin entire, apex acute to obtuse. *Capitula* heterogamous, solitary or in terminal corymbs, cylindric, often somewhat wider at base, 5–8 mm long. *Involucral bracts* narrow, in several rows. *Receptacle* epaleate. *Florets* with yellow (sometimes whitish) corollas; outer florets female, numerous, with filiform corolla, achenes similar to those of disc florets; disc florets hermaphroditic, fewer than outer florets, with narrowly campanulate corolla. *Anthers* tailed; endothecial tissue polarized. *Style* with acute sweeping-hairs not reaching bifurcation. *Achenes* narrowly cylindric, c. 1 mm long, with elongate twin-hairs; epidermis without elongate oxalate crystals; *pappus* of 3–5 mm long barbellate capillary bristles.

Remarks — The new genus differs from the type of *Laggera* (*L. pterodonta* = *L. crispata* (Vahl) Hepper & J. R. I Wood) and all other species of that genus by having florets with yellow corollas, tailed anthers, polarized endothecial tissue and acute stylar sweeping-hairs ending above the bifurcation. In studies of the *Inuleae*, differences in floral microcharacters have often been neglected but in retrospect demonstrated to be useful taxonomic markers, all the more in the light of DNA analyses. Examples are the separation of *Doellia* and *Pluchea incisa* Elmer from *Blumea* (Anderberg 1995, 2012). *Antiphiona*, the sister group of *Galgera*, has wingless stems, pinnatifid or bipinnatifid leaves without decurrent bases, and homogamous capitula with florets with purple corollas. In comparison, *Galgera* is characterized by entire leaves with decurrent bases, often long and forming stem wings, and heterogamous capitula with florets with yellow corollas and filiform female outer florets. The generic name is an anagram of *Laggera*.

Downloaded From: https://bioone.org/journals/Willdenowia on 26 Apr 2024
Terms of Use: https://bioone.org/terms-of-use

Galgera decurrens (Vahl) Anderb. & Bengtson, **comb. nov.** [Fig. 6] ≡ *Erigeron decurrens* Vahl, Symb. Bot. 1: 72. 1790 ≡ *Conyza arabica* Willd., Sp. Pl. 3: 1949. 1803 [non *Conyza decurrens* L., Sp. Pl., ed. 2, 2: 1206. 1763] ≡ *Laggera arabica* (Willd.) Deflers, Voyage Yemen: 149. 1889 ≡ *Laggera decurrens* (Vahl) Hepper & J. R. I. Wood in Kew Bull. 38: 84. 1983 ≡ *Blumea decurrens* (Vahl) Merxm. in Mitt. Bot. Staatssamml. München 20: 5. 1984. – Holotype: Arabia, *Forsskål* (C).

= *Blumea gariepina* DC., Prodr. 5: 448. 1836. – Holotype: Garip, bei Verleptpram, am Ufer des Flusses, *J. F. Drège 2722* (G-DC G00456270; isotypes: in many herbaria, e.g. P P032406, P P032407, P P032408, S S07-9874, S S07-9875).

– "*Laggera gariepina*" Randeria in Blumea 10: 298. 1960, nom. inval.

Author contributions

AAA designed the study. AB assembled the dataset and analysed the data. AAA wrote the manuscript with contributions from AB.

Acknowledgements

We are indebted to Jennifer Kearey and Lars Hedenäs for photographs and drawings, to Bart Würsten for allowing us to use his photograph of *Galgera decurrens* and also to Kanchi Gandhi for various helpful comments. The authors would also like to thank the UPS herbarium for permission to extract and sequence *Pentanema indicum*; and Bodil Cronholm at the DNA laboratory of the Swedish Museum of Natural History for technical assistance. We are also grateful to the two anonymous reviewers for many valuable comments on the manuscript. Financial support (to AB) was received from the Royal Swedish Academy of Sciences, Stiftelsen Harald E. Johanssons fund.

References

Anderberg A. A. 1991: Taxonomy and phylogeny of the tribe *Plucheeae* (*Asteraceae*). – Pl. Syst. Evol. **176:** 145–177. https://doi.org/10.1007/BF00937905

Anderberg A. A. 1995: *Doellia*, an overlooked genus in the *Asteraceae–Plucheeae*. – Willdenowia **25:** 19–24. https://www.jstor.org/stable/3996969

Anderberg A. A. 2012: On the identity of *Pluchea incisa* Elmer, with notes on the genera *Blumea* and *Pluchea* (*Asteraceae–Inuleae*). – Compositae Newslett. **50:** 36–39.

Anderberg A. A. & Swenson U. 2003: Evolutionary lineages in *Sapotaceae* (*Ericales*): a cladistic analysis based on *nhdF* sequence data. – Int. J. Pl. Sci. **164:** 763–773. https://doi.org/10.1086/376818

Bengtson A. & Anderberg A. A. 2018: Species diversification in the Mediterranean genus *Chiliadenus* (*Inuleae–Asteraceae*). – Pl. Syst. Evol. **304:** 853–860. https://doi.org/10.1007/s00606-018-1515-2

Candolle A. P. de 1836: Prodromus systematis naturalis regni vegetabilis, sive enumeratio contracta ordinum, generum, specierumque plantarum huc usque cognitarum, juxta methodi naturalis normas digesta **5.** – Parisiis: Treuttel et Würtz. https://www.biodiversitylibrary.org/page/151430

Darriba D., Taboada G. L., Doallo R. & Posada D. 2012: jModelTest 2: more models, new heuristics and parallel computing. – Nature Methods **9:** 772. https://doi.org/10.1038/nmeth.2109

Eldenäs P., Källersjö M. & Anderberg A. A. 1999: Phylogenetic placement and circumscription of tribes *Inuleae* s. str. and *Plucheeae* (*Asteraceae*): evidence from sequences of chloroplast gene *ndhF*. – Molec. Phylogen. Evol. **13:** 50–58. https://doi.org/10.1006/mpev.1999.0635

Englund M., Pornpongrungrueng P., Gustafsson M. H. G. & Anderberg A. A. 2009: Phylogenetic relationships and generic delimitation in *Inuleae* subtribe *Inulinae* (*Asteraceae*) based on ITS and cpDNA sequence data. – Cladistics **25:** 319–352. https://doi.org/10.1111/j.1096-0031.2009.00256.x

Fayed A. 1979: Revision der *Grangeinae* (*Asteraceae–Astereae*). – Mitt. Bot. Staatssamml. München **15:** 425–576. https://www.biodiversitylibrary.org/page/15231996

Guindon S. & Gascuel O. 2003: A simple, fast, and accurate algorithm to estimate large phylogenies by maximum likelihood. – Syst. Biol. **52:** 696–704. https://doi.org/10.1080/10635150390235520

Gutiérrez-Larruscain D., Santos-Vicente M., Anderberg A. A., Rico E. & Montserrat Martinez-Ortega M. 2018: Phylogeny of the *Inula* group (*Asteraceae*: *Inuleae*): evidence from nuclear and plastid genomes and a recircumscription of *Pentanema*. – Taxon **67:** 149–164. https://doi.org/10.12705/671.9

Hall T. A. 1999: BioEdit: a user-friendly biological sequence alignment editor and analysis program for Windows 95/98/NT. – Nucl. Acids Symp. Ser. **41:** 95–98.

Källersjö M., Bergqvist G. & Anderberg A. A. 2000: Generic realignment in primuloid families of the *Ericales* s.l.: a phylogenetic analysis based on DNA sequences from three chloroplast genes and morphology. – Amer. J. Bot. **87:** 1325–1341. https://doi.org/10.2307/2656725

Kim K.-J. & Jansen R. K. 1995: *ndhF* sequence evolution and the major clades in the sunflower family. – Proc. Natl. Acad. Sci. U.S.A. **92:** 10379–10383. https://doi.org/10.1073/pnas.92.22.10379

Li W.-P., Qian F.-M., Yang X.-L. & Chen S.-M. 2013: Systematic position of *Cyathocline* Cass. (*Asteraceae*): evidences from molecular, cytological and

Downloaded From: https://bioone.org/journals/Willdenowia on 26 Apr 2024
Terms of Use: https://bioone.org/terms-of-use

morphological data. – Pl. Syst. Evol. **300:** 595–606. https://doi.org/10.1007/s00606-013-0905-8

Ling Y. 1965: Notulae de nonnulis generibus tribus *Inulearum* familiae *Compositarum* florae Sinicae. – Acta Phytotax. Sin. **10:** 167–181.

Miller M. A., Pfeiffer W. & Schwartz T. 2010: Creating the CIPRES science gateway for inference of large phylogenetic trees. – Pp. 1–8 in: Proceedings of the 2010 Gateway Computing Environments Workshop (GCE 2010), 14 November 2010, New Orleans, Louisiana, USA. – New Orleans: IEEE. https://doi.org/10.1109/GCE.2010.5676129

Nandikar M. D. & Sardesai M. M. 2021: *Vicoa sahyadrica* (*Asteraceae*), a new species from western India with a note on Dalzell's *Vicoa cernua* and *Heracleum grandiflorum*. – Phytotaxa **514:** 275–286. https://doi.org/10.11646/phytotaxa.514.3.7

Nylinder S. & Anderberg A. A. 2015: Phylogeny of the *Inuleae* (*Asteraceae*) with special emphasis on the *Inuleae–Plucheinae*. – Taxon **64:** 110–130. https://doi.org/10.12705/641.22

Nylinder S., Cronholm B., de Lange P. J., Walsh N. & Anderberg A. A. 2013: Species tree phylogeny and character evolution in the genus *Centipeda* (*Asteraceae*): evidence from DNA sequences from coding and non-coding loci from the plastid and nuclear genomes. – Molec. Phylogen. Evol. **68:** 239–250. https://doi.org/10.1016/j.ympev.2013.03.020

Nylinder S., Razafimandimbison S. G. & Anderberg A. A. 2016: From the Namib around the world: biogeography of the *Inuleae–Plucheinae* (*Asteraceae*). – J. Biogeogr. **43:** 1705–1716. https://doi.org/10.1111/jbi.12764

Olmstead R. G. & Sweere J. A. 1994: Combining data in phylogenetic systematics: an empirical approach using three molecular data sets in the *Solanaceae*. – Syst. Biol. **43:** 467–481. https://doi.org/10.1093/sysbio/43.4.467

Pornpongrungrueng P., Borchsenius F., Englund M., Anderberg A. A. & Gustafsson M. H. G. 2007: Phylogenetic relationships in *Blumea* (*Asteraceae*: *Inuleae*) as evidenced by molecular and morphological data. – Pl. Syst. Evol. **269:** 223–243. https://doi.org/10.1007/s00606-007-0581-7

Rambaut A., Drummond A. J., Xie D., Baele G. & Suchard M. A. 2018: Posterior summarization in Bayesian phylogenetics using Tracer 1.7. – Syst. Biol. **67:** 901–904. https://doi.org/10.1093/sysbio/syy032

Ronquist F., Teslenko M., Van der Mark P., Ayres D. L., Darling A., Höhna S., Larget B., Liu L., Suchard M. A. & Huelsenbeck J. P. 2012: MrBayes 3.2: efficient Bayesian phylogenetic inference and model choice across a large model space. – Syst. Biol. **61:** 539–542. https://doi.org/10.1093/sysbio/sys029

Staden R. 1996: The Staden sequence analysis package. – Molec. Biotechnol. **5:** 233–241. https://doi.org/10.1007/BF02900361

Swofford D. L. 2002: PAUP*: phylogenetic analysis using parsimony (*and other methods), version 4. – Sunderland: Sinauer Associates.

Appendix 1

Voucher information and GenBank accession numbers for sequences used in the phylogenetic study. An asterisk (*) indicates sequences generated for this study.

Adelostigma senegalensis Benth., *Jaeger 8125*, LN607597; ***Allopterigeron filifolius*** (F. Muell.) Dunlop, *Short & Dunlop 4758*, LN607726; ***Antiphiona fragrans*** (Merxm.) Merxm., *Nordenstam & Lundgren 909*, LN607598; ***Antiphiona pinnatisecta*** (S. Moore) Merxm., *Nordenstam & Lundgren 678*, LN607767; ***Anvillea garcinii*** (Burm. f.) DC., *Anderberg 576*, LN607715; ***Asteriscus aquaticus*** (L.) Less., *Santos-Guerra & Francisco-Ortega s.n.*, AF372670; ***Asteriscus daltonii*** Walp., *Bot. Gard. Bonn Index Seminum 1995 022-11-94-10, G97036*, AF372662; ***Asteriscus graveolens*** (Forssk.) Less., *Bot. Gard. Tel Aviv Univ. Index Seminum 1995 s.n.*, AF372665; ***Asteriscus imbricatus*** DC., *Santos-Guerra s.n.*, AF372668; ***Asteriscus intermedius*** (DC.) Pit. & Proust, *Francisco-Ortega & Jansen s.n.*, AF372664; ***Asteriscus pinifolius*** Maire & Wilczek, *Podlech 49163*, LN607773; ***Asteriscus schultzii*** (Bolle) Pit. & Proust, *Santos-Guerra & Francisco-Ortega 1996*, AF372669; ***Asteriscus sericeus*** DC., *ex Hort. Bot. Orotava s.n.*, AF372663; ***Asteriscus smithii*** Walp., *Bot. Gard. Bonn Index Seminum 1995 022-12-94-10*, AF372661; ***Blumea adamsii*** J.-P. Lebrun & Stork, *Raynal 12396*, LN607600; ***Blumea axillaris*** (Lam.) DC., *Leonard 4312*, FM208906; ***Blumea balsamifera*** (L.) DC., *Peng & Chen 10780*, LN607601; ***Blumea benguetensis*** (Elmer) Mattf., *Ray Ong s.n.*, LN607660; ***Blumea clarkei*** Hook. f., *Pornpongrungrueng 385*, FM208908; ***Blumea densiflora*** DC., *Pornpongrungrueng 390*, FM208909; ***Blumea diffusa*** R. Br. ex Benth., *Cowie & Dunlop 8426*, FM208910; ***Blumea flava*** DC., *Thor 1614*, LN607607; ***Blumea hieraciifolia*** (D. Don) DC., *Pornpongrungrueng 418*, FM208911; ***Blumea integrifolia*** DC., *Telford 6307*, LN607602; ***Blumea lacera*** (Burm. f.) DC., *Thulin 11430*, LN607603; ***Blumea lanceolaria*** (Roxb.) Druce, *Pornpongrungrueng 387*, FM208912; ***Blumea napifolia*** DC., *Pornpongrungrueng 372*, FM208913; ***Blumea obliqua*** (L.) Druce, *Fagerlind & Klackenberg 513*, LN607599; ***Blumea psammophila*** Dunlop, *Wightman & Dunlop 1287*, LN607604; ***Blumea riparia*** DC., *Peng & al. 15102*, LN607605; ***Blumea saxatilis*** Zoll. & Moritzi, *Cowie 6734*, LN607606; ***Blumea sericea*** (Thomson) Anderb. & A. K. Pandey, *Sardesai 2547*, LN607743; ***Buphthalmum salicifolium*** L., *Anderberg 7292*, LN607788; ***Buphthalmum speciosissimum*** L., *Fior s.n.*, LN607608; ***Caesulia axillaris*** Roxb., *Pandey 3021*, LN607609; ***Callilepis salicifolia*** Oliv., *Bayer SAF-01009*, LN607610; ***Ca-***

Downloaded From: https://bioone.org/journals/Willdenowia on 26 Apr 2024
Terms of Use: https://bioone.org/terms-of-use

lostephane angolensis (O. Hoffm.) Anderb., *Robinson 6557*, LN607661; ***Calostephane divaricata*** Benth., *Kers 67*, LN607611; ***Calostephane marlothiana*** O. Hoffm., *Merxmüller & Giess 28120*, LN607717; ***Carpesium divaricatum*** Siebold & Zucc., *Chung & Anderberg 1422*, LN607612; ***Chiliadenus hesperius*** (Maire & Wilczek) Brullo, *Rechinger 0-783*, LN607613; ***Chiliadenus iphionoides*** (Boiss. & C. I. Blanche) Brullo, *Danin s.n.*, LN607614; ***Chiliadenus lopadusanus*** Brullo, *Anderberg L07-01*, LN607615; ***Chiliadenus rupestris*** (Pomel) Brullo, *Mateo & Silvestre SS 19/8/95*, LN607616; ***Chrysophthalmum gueneri*** Aytaç & Anderb., *Duman 7072*, LN607618; ***Chrysophthalmum montanum*** (DC.) Boiss., *Rechinger 11679*, LN607791; ***Coleocoma centaurea*** F. Muell., *Albrecht 10563*, LN607619; ***Cratystylis conocephala*** (F. Muell.) S. Moore, *Nordenstam & Anderberg 604*, LN607718; ***Cratystylis microphylla*** (F. Muell. & Tate) S. Moore, *Nordenstam & Anderberg 613*, LN607751; ***Cyathocline lutea*** Law ex Wight, *Stocks s.n.*, OP407670*; ***Cyathocline purpurea*** (Buch.-Ham. ex D. Don) Kuntze (i.e. *Blumea stricta* (DC.) Anderb. & Bengtson), *Björnsäter s.n.,* OP380578*; ***Cylindrocline commersonii*** Cass., *Nordenstam 9192*, LN607733; ***Cylindrocline lorencei*** A. J. Scott, *Friedman 2711*, LN607789; ***Delamerea procumbens*** S. Moore, *Le Houerou s.n.*, LN607620; ***Dittrichia graveolens*** (L.) Greuter, *Deschatres s.n.*, LN607621; ***Dittrichia viscosa*** (L.) Greuter, *Trift & al. 22*, LN607622; ***Doellia bovei*** (DC.) Anderb., *Kilian & Hein NK4724*, LN607772; ***Doellia cafra*** (DC.) Anderb., *Koekemoer 2693*, LN607721; ***Duhaldea cappa*** (Buch.-Ham. ex D. Don) Pruski & Anderb., *Luo 0253*, LN607713; ***Duhaldea cuspidata*** (Wall. ex DC.) Anderb., *Koelz 1530,* FM208928; ***Duhaldea nervosa*** (Wall. ex Hook. f.) Anderb., *Larsen & al. 44933*, FM208930; ***Epaltes australis*** Less., *Anderberg & Anderberg 7938*, LN607796; ***Epaltes cunninghamii*** (Hook.) Benth., *Nordenstam & Anderberg 972*, LN607714; ***Epaltes divaricata*** (L.) Cass., *Bremer & al. 43*, LN607799; ***Epaltes gariepina*** Steetz, *Wanntorp & Wanntorp 769*, LN607750; ***Francoeuria undulata*** (L.) Lack, *Karis 734*, LN607623; ***Geigeria brachycephala*** Muschl., *Merxmüller & Giess 32008*, LN607628; ***Geigeria chenopodiifolia*** Mattf., *Krausel 848,* LN607631; ***Inula grandis*** Schrenk ex Fisch. & C. A. Mey., *Anders 6663*, LN607650; ***Inula helenium*** L., *Lindström 93023*, FM208945; ***Inula obtusifolia*** A. Kern., *Grey-Wilson & Hewer 1348*, LN607654; ***Inula peacockiana*** (Aitch. & Hemsl.) Korovin, *Rechinger 4956*, LN607656; ***Iphionopsis oblanceolata*** N. Kilian, *Thulin & al. 10659*, LN607782; ***Iphionopsis rotundifolia*** (Oliv. & Hiern) Anderb., *Thulin & Warfa 5914*, LN607657; ***Karelinia caspia*** (Pall.) Less., *Nikulina s.n.*, LN607658; ***Laggera brevipes*** Oliv. & Hiern, *LaCroix 3960*, LN607659; ***Laggera crispata*** (Vahl) Hepper & J. R. I. Wood, *Friis & al. 1448*, LN607780; ***Laggera decurrens*** (Vahl) Hepper & J. R. I. Wood (i.e. *Galgera decurrens* (Vahl) Anderb. & Bengtson), *Kilian & al. NK 4562*, LN607745; ***Monarrhenus pinifolius*** Cass., *Cadet 1840*, LN607742; ***Monarrhenus salicifolius*** Cass., *Swenson & Ulfsson 821*, LN607662; ***Neojeffreya decurrens*** (L.) Cabrera, *Emanuelsson 491*, LN607746; ***Nicolasia coronata*** Wild, *Bidgood & al. 4080*, LN607792; ***Nicolasia costata*** (Klatt) Thell., *Smith 3733*, LN607735; ***Nicolasia felicioides*** (Hiern.) S. Moore, *Robinson 5682*, LN607764; ***Nicolasia heterophylla*** S. Moore, *Volk 1249*, LN607747; ***Nicolasia nitens*** (O. Hoffm.) Leins, *Eriksson & al. 531*, LN607748; ***Nicolasia pedunculata*** S. Moore, *Fanshawe 5769*, LN607737; ***Nicolasia stenoptera*** (O. Hoffm.) Merxm., *Volk 1403*, LN607749; ***Ondetia linearis*** Benth., *Emanuelsson 1021*, LN607723; ***Pallenis spinosa*** (L.) Cass., *Karis 951*, LN607663; ***Pechuel-loeschea leubnitziae*** O. Hoffm., *Bremer 455*, LN607716; ***Pegolettia gariepina*** Anderb., *Nordenstam & Lundgren 349*, LN607727; ***Pegolettia pinnatilobata*** (Klatt) O. Hoffm., *Kers 163*, LN607730; ***Pegolettia plumosa*** M. D. Hend., *Nordenstam 2172*, LN607724; ***Pegolettia retrofracta*** (Thunb.) Kies, *Nordenstam 1755*, LN607664; ***Pentanema alanyense*** H. Duman & Anderb., *Duman 5504*, LN607719; ***Pentanema bifrons*** (L.) D. Gut. Larr. & al., *Barbezat s.n.*, LN607645; ***Pentanema britannicum*** (L.) D. Gut. Larr. & al., *Svensson AS02100*, LN607646; ***Pentanema caspicum*** (F. K. Blum ex Ledeb.) G. V. Boiko, *Sukhorunov s.n.*, LN607647; ***Pentanema conyzae*** (Griess.) D. Gut. Larr. & al., *Anderberg B01-24*, LN607648; ***Pentanema divaricatum*** Cass., *Rechinger 19401*, FM208978; ***Pentanema germanicum*** (L.) D. Gut. Larr. & al., *Segelberg 30661/22*, LN607649; ***Pentanema glanduligerum*** (Krasch.) Gorschk., *Rechinger 18595*, LN607720; ***Pentanema hirtum*** (L.) D. Gut. Larr. & al., *Greuter 12665*, LN607651; ***Pentanema inuloides*** (Fisch. & C. A. Mey.) D. Gut. Larr. & al., *Tsvelev 194*, LN607725; ***Pentanema mariae*** (Bordz.) D. Gut. Larr. & al., *Sorger & Buchner 82 122*, LN607652; ***Pentanema oculus-cristi*** (L.) D. Gut. Larr. & al., *Korobeynikova s.n.*, FM208954; ***Pentanema persicum*** (DC.) D. Gut. Larr. & al., *Akhani 11698*, LN607706; ***Pentanema verbascifolium*** (Willd.) D. Gut. Larr. & al., *Rechinger 20377*, LN607653; ***Pentanema vestitum*** (Wall. ex DC.) Y. Ling, *Axt s.n.*, LN607665; ***Perralderia paui*** Font Quer, *Molero & al. JMM 3216/1*, LN607666; ***Pluchea dodoneifolia*** (Hook. & Arn.) H. Rob. & Cuatrec., *Novara 5539*, LN607669; ***Pluchea dunlopii*** Hunger, *Hunger & Kilian 3948*, LN607752; ***Pluchea ferdinandi-muelleri*** Domin, *Hunger & Kilian 3828*, LN607800; ***Pluchea indica*** (L.) Less., *Kilian & al. NK4601*, LN607728; ***Pluchea kelleri*** (Thell.) Thulin, *Thulin & Mohammed 6953*, LN607732; ***Pluchea littoralis*** Thulin, *Thulin & al. 10634*, LN607783; ***Pluchea nogalensis*** Chiov., *Thulin & Warfa 6150*, LN607794; ***Pluchea obovata*** Balf. f., *Thulin & Gifri 8831,* LN607671; ***Pluchea polygonata*** (DC.) Gagnep., *Hansen & Smitinand 12728*, LN607784; ***Pluchea rubelliflora*** (F. Muell.) B. L. Rob., *Albrecht 10962*, LN607674; ***Pluchea sagittalis*** (Lam.) Cabrera, *Chung & Anderberg 1171*, LN607676; ***Pluchea sericea*** Coville, *Davis & Lightowl-*

Downloaded From: https://bioone.org/journals/Willdenowia on 26 Apr 2024
Terms of Use: https://bioone.org/terms-of-use

ers 66328, LN607756; ***Pluchea yucatanensis*** G. L. Nesom, *Jones & Jones 12656*, LN607731; ***Porphyrostemma chevalieri*** (O. Hoffm.) Hutch. & Dalziel, *Jorgensen & al. 670*, LN607798; ***Porphyrostemma grantii*** Benth. ex Oliv., *Eriksson & al. 581*, LN607778; ***Pseudoconyza viscosa*** (Mill.) D'Arcy, *Kilian & al. NK 4607*, LN607758; ***Pterocaulon pycnostachyum*** (Michx.) Elliott, *Tehler & al. 162*, LN607769; ***Pterocaulon redolens*** (Willd.) Fern.-Vill., *Baumann-Bodenheim 6164*, LN607682; ***Pterocaulon serrulatum*** (Montrouz.) Guillaumin, *Nordenstam & Anderberg 302*, LN607683; ***Pulicaria armena*** Boiss. & Kotschy, *Sorger 84-82-6*, LN607684; ***Pulicaria auranitica*** Mouterde, *Rechinger 13062*, LN607685; ***Pulicaria burchardii*** Hutch., *Gomiz s.n.*, LN607686; ***Pulicaria canariensis*** Bolle, *Bremer & Bremer s.n.*, LN607687; ***Pulicaria dysenterica*** (L.) Bernh., *Anderberg B01-23*, LN607688; ***Pulicaria glandulosa*** Caball., *Gomiz s.n.*, LN607689; ***Pulicaria mauritanica*** Bratt., *Blanche & al. 9359*, LN607690; ***Pulicaria samhanensis*** N. Kilian & P. Hein, *Hein & Kilian 5591*, LN607691; ***Rhanterium adpressum*** Coss. & Durieu, *Anderberg 454*, LN607770; ***Rhanterium epapposum*** Oliv., *Nilsson & al. 16436*, LN607692; ***Rhodogeron coronopifolium*** Griseb., *Matos & Torres 2/22/01*, AY226799; ***Sachsia polycephala*** Griseb., *Gutierrez & Nilsson 6*, LN607693; ***Schizogyne sericea*** (L. f.) DC., *Wikstrom & al. 93*, LN607694; ***Sphaeranthus africanus*** L., *Fagerlind 4514*, LN607695; ***Sphaeranthus angolensis*** O. Hoffm., *Emanuelsson 532*, LN607779; ***Sphaeranthus bullatus*** Mattf., *Eriksson & al. 522*, LN607759; ***Sphaeranthus flexuosus*** O. Hoffm., *Wall s.n.*, LN607696; ***Sphaeranthus indicus*** L., *Bremer & al. 44*, LN607734; ***Sphaeranthus kirkii*** Oliv. & Hiern., *Eriksson 601*, LN607768; ***Stenachaenium campestre*** Baker, *Pedersen 3014*, LN607702; ***Stenachaenium megapotamicum*** (Spreng.) Baker, *Malme 672 B*, LN607729; ***Streptoglossa cylindriceps*** (J. M. Black) Dunlop, *Nordenstam & Anderberg 376*, LN607762; ***Streptoglossa decurrens*** (DC.) Dunlop, *Nordenstam & Anderberg 301*, LN607766; ***Streptoglossa odora*** (F. Muell.) Dunlop, *Short 4269*, LN607763; ***Telekia speciosa*** (Schreb.) Baumg., *Thoran 4100*, LN607703; ***Tessaria absinthioides*** (Hook. & Arn.) DC., *Subieta 293*, LN607667; ***Tessaria fastigiata*** (Griseb.) Cabrera, *Beck & Lieberman 9613*, LN607670; ***Tessaria integrifolia*** Ruiz & Pav., *Daly & al. 6392*, LN607793; ***Thespidium basiflorum*** (F. Muell.) F. Muell. ex Benth., *Cowie & Dunlop 3923*, LN607704; ***Triplocephalum holstii*** O. Hoffm., *Mwasumbi & al. LBM 10861*, LN607705; ***Vicoa indica*** (L.) DC., *Egushi 2181*, FM208980; ***Vicoa indica*** (L.) DC., *Friis & al. 9213*, OP380580*; ***Vicoa lignea*** (Mesfin) D. Gut. Larr. & al., *Thulin & al. 10591*, FM208981; ***Vicoa*** sp. nov. (i.e. *V. anisopappoides* Anderb. & Bengtson), *PH & al. 6033*, OP380579*; ***Vieraea laevigata*** Webb. & Berthel., *Englund 05-002*, LN607707; ***Zoutpansbergia caerulea*** Hutch., *Koekemoer 2259*, LN607708.

Supplemental content online

See https://doi.org/10.3372/wi.52.52306

Appendix 2. DNA *ndhF* sequence alignment in nexus format.

Willdenowia
Open-access online edition bioone.org/journals/willdenowia
Online ISSN 1868-6397 · Print ISSN 0511-9618 · 2021 Journal Impact Factor 1.460
Published by the Botanic Garden and Botanical Museum Berlin, Freie Universität Berlin
© 2022 The Authors · This open-access article is distributed under the CC BY 4.0 licence

Downloaded From: https://bioone.org/journals/Willdenowia on 26 Apr 2024
Terms of Use: https://bioone.org/terms-of-use