

GARDEN STATE TILE

Together We Can Design For Life

ARDOSIA



ARDOSIA



○
ARDOSIA RAIL BLACK





○
ARDOSIA SILK GRAY SILK
GRAY HEXAGON



○
ELEPHANT GRAY PLANK

○
OXFORD WHITE MOSAICO



○
ARDOSIA PENCIL GREY






ARDOSIA




USI - USE

Interni residenziali - *Residential interiors*
Bagni - *Bathrooms*
Locali commerciali - *Commercial premises*
Spazi pubblici - *Public spaces*

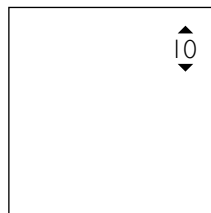
COLORI - COLOURS

-  Silk Grey
-  Elephnat Grey
-  Pencil Grey
-  Rail Black

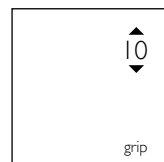
FORMATI - SIZES



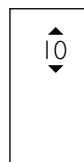
60 x 120
24" x 48"



80 x 80
32" x 32"



60 x 60
24" x 24"



30 x 60
12" x 24"



7.4 x 30
3" x 12"





○
ARDOSIA OXFORD WHITE
60 × 120 - 24" × 48" ARDOSIA
SILK GREY
60 × 120 - 24" × 48"

» CONFERENCE
» COWORKING S





○
SILK GREY HEXAGON
25 x 34 - 10" x 13"
ARDOSIA SILK GREY
80 x 80 - 32" x 32"



○
SILK GREY HEXAGON
25 x 34 - 10" x 13"
ARDOSIA SILK GREY
80 x 80 - 32" x 32"



○
SILK GREY HEXAGON
25 x 34 - 10" x 13"
ARDOSIA SILK GREY
80 x 80 - 32" x 32"



○
ARDOSIA ELEPAHANT GREY
60 x 60 - 60 x 120 - 24" x 24" - 24" x 48"

ARDOSIA



○
ARDOSIA ELEPAHANT GREY
60 x 60 - 60 x 120 - 24" x 24" - 24" x 48"



○
ARDOSIA ELEPAHANT GREY 7,4 x
30 - 3" x 12"



○
ARDOSIA ELEPAHANT GREY GRIP 60 ×
60 - 24" × 24"

MAREA

LOUNGE BAR



○
ARDOSIA PENCIL GREY
60 x 120 - 24" x 48"



○
ARDOSIA PENCIL GREY
60 x 60 - 30 x 60 - 24" x 24" - 12" x 24"



○
ARDOSIA PENCIL GREY
60 × 60 - 30 × 60 - 24" × 24" - 12" × 24"



○
ARDOSIA PENCIL GREY
60 × 60 - 30 × 60 - 24" × 24" - 12" × 24"



○
SILK GREY PLANK
30 X 60 - 12" x 24"
ARDOSIA SILK GREY
60 X 120 - 24" x 48"
ARDOSIA RAIL BLACK
60 X 120 - 24" x 48"


ARDOSIA



Silk Grey



Rail Black



ARDOSIA



Elephant Grey




Pencil Grey



TECHNICAL INFORMATION & PLUS

FORMATI - SIZES



RETTIFICATO

80 x 80
32" x 32"



RETTIFICATO

60 x 120
24" x 48"



RETTIFICATO | GRIP

60 x 60
24" x 24"



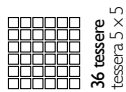
RETTIFICATO

30 x 60
12" x 24"



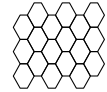
RETTIFICATO

7,4 x 30
3" x 12"




MOSAICO

30 x 30
12" x 12"



HEXAGON

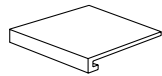
25 x 34
10" x 13"



PLANK

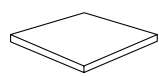
30 x 60
12" x 24"

PEZZI SPECIALI - SPECIAL ITEMS



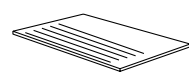
GRADONE COSTA RETTA
RETTIFICATO | GRIP

30 x 60 x 4
12" x 24" x 12/3"



GRADONE ANGOLARE COSTA RETTA
RETTIFICATO | GRIP

30 x 30 x 4
12" x 12" x 12/3"



GRADINO
RETTIFICATO | GRIP

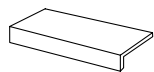
30 x 60
12" x 24"

GRADONE COSTA RETTA
RETTIFICATO

60 x 120 x 4
24" x 48" x 12/3"

GRADONE ANGOLARE COSTA RETTA
RETTIFICATO

60 x 120 x 4
24" x 48" x 12/3"



ELEMENTO A L
RETTIFICATO | GRIP

30 x 60 x 5
12" x 24" x 2"



BATTISCOPA SMALTATO
RETTIFICATO

7 x 60
3" x 24"

9,5 x 80
4" x 32"



TECHNICAL FEATURES

	standards	characteristics or properties	declared values
	ISO 10545-3	water absorption	<0.5%
	ISO 10545-4	breaking strength	35 N/mm ²
	ISO 10545-13	resistance to acid	GLA
	ISO 10545-12	frost resistance	resiste frost proof
	ISO 10545-14	stain resistance	4
	ISO 10545-2	surface flatness	±0.5%
		thickness	10 mm
	DIN51097 DIN51130 DCOF BOT 3000	static coefficient of friction	A R10 > 0.42
	DIN51097 DIN51130 DCOF BOT 3000	static coefficient of friction	A+B+C R11 > 0.42
		color shade variations	V3 variazione moderata V3 moderate variation

PACKING

mm	inch		spessore thickness	pezzi/sc pcs/box	mq/sc sqm/box	kg/sc kgs/box	sc/pl box/pal	mq/pl sqm/pal	kg/pl kgs/pal
60x120	24"x48"	rettificato	10	2	1.44	32.51	30	43.20	975.30
60x60	24"x24"	rettificato grip	10	3	1.08	23.92	40	43.20	956.80
30x60	12"x24"	rettificato	10	6	1.08	23.76	40	43.20	950.40
80x80	32"x32"	rettificato	10	2	1.28	28.50	40	51.20	1140.00
7.4x30	3"x12"	rettificato	10	40	0.89	19.50	60	53.28	1170.00
30x30	12"x12"	mosaico	11	0.99	20.00	36	35.64	720.00	
30x60	12"x24"	plank		5		19.65			
25x34	10"x13"	hexagon		6		11.10			
7x60	3"x24"	battiscopa smaltato rettificato		12		11.16			
9.5x80	4"x32"	battiscopa smaltato rettificato		8		14.24			
30x60	12"x24"	gradino rettificato grip		8		31.60			
30x60x4	12"x24"x 23/4"	gradone costa retta rettificato grip		4		19.40			
60x120x4	24"x48"x 23/4"	gradone costa retta rettificato		2		34.80			
30x30x4	12"x12"x 23/4"	gradone angolare costa retta grip		2		4.40			
60x120x4	24"x48"x 23/4"	gradone angolare costa retta		1		18.20			
30x60x5	12"x24"x 2"	elemento a L grip		4		17.20			

the indicated weight includes the supporting pallet -

JOINT

for rectified material, we recommend a minimum of 2 mm of grout when using one size of piece only and 3 mm for multi-size laying solutions



OUR SHOWROOMS

NEW JERSEY

Dover
Princeton
Roselle Park
Wall
West Berlin

PENNSYLVANIA

Bethlehem
Lancaster
Philadelphia
Warminster

SOUTH CAROLINA

Charleston
Columbia

GEORGIA

Savannah

GARDEN STATE TILE

Together We Can Design For Life

GSTILE.COM    @GARDENSTATETILE