

Control of Cuban bulrush (*Oxycaryum cubense*) through submersed herbicide applications – Final Report



A final report to the Florida Fish and Wildlife Conservation Commission

Gray Turnage

Geosystems Research Institute, Mississippi State University, Mississippi State, MS 39762-9627

Geosystems Research Institute Report 5080

July 2018



Control of Cuban bulrush (*Oxycaryum cubense*) through submersed herbicide applications – Final Report

Gray Turnage

Geosystems Research Institute, Mississippi State University, Mississippi State, MS 39762-9627

Cite as:

Turnage, G. 2018. Control of Cuban bulrush (*Oxycaryum cubense*) through submersed herbicide applications – Final Report. Geosystems Research Institute Report 5080, Geosystems Research Institute, Mississippi State University, Mississippi State, MS. July 2018. Pp 10.

Introduction

Cuban bulrush (*Oxycaryum cubense*) is a perennial invasive aquatic plant species native to South America (Bryson et al. 1996) that is spreading across Florida and the Southeastern US (Anderson 2007, Bryson et al. 1996, Lelong 1988, Thomas and Allen 1993, Turner et al. 2003, and Cox et al. 2010). In FL, and elsewhere, Cuban bulrush is known to form large floating islands (tussocks) that can block boat launches, impede navigation along river channels, negatively affect drainage canals, and degrade fishery habitat by lowering dissolved oxygen under the tussock (Mallison et al. 2001). Cuban bulrush is capable of outcompeting and displacing native and other invasive species for resources thereby disrupting ecosystem processes (Robles et al. 2007). Cuban bulrush is capable of sexual and asexual reproduction (Haines and Lye 1983). During initial colonization it exists as an epiphytic species that utilizes other aquatic plants or structures for habitat (Tur 1971). However, once a plant mat has captured enough sediment from the water column in the root/rhizome network the species is capable of surviving independent of other structures as a floating tussock (Haines and Lye 1983). Portions of these tussocks can break off, float away, and start new infestations of Cuban bulrush elsewhere.

Limited data exist concerning selective chemical control (herbicides) methods that are effective at controlling Cuban bulrush. To date, only one study examining chemical control of Cuban bulrush has been published in a peer review journal (Watson and Madsen 2014). Watson and Madsen (2014) evaluated the efficacy of 10 foliar applied herbicides to control Cuban bulrush but did not investigate selective or submersed control options.

This work was conducted to investigate short and long-term selective submersed chemical control options for Cuban bulrush.

Materials and Methods

This study was conducted at the Aquatic Plant Research Facility at Mississippi State University's R. R. Foil Plant Research Center (MSU North Farm). Cuban bulrush was grown in 1,140 L (300

CUBAN BULRUSH CONTROL 2018

gal) outdoor mesocosms with American lotus (*Nelumbo lutea*), a native species that it co-occurs with. Mesocosms were filled to a volume of 216 L (41 cm or 16 inch depth). Enough plant material was established so that multiple plant harvests (short and long term) could be carried out during the course of the study.

Cuban bulrush was established in garden netting stretched across 0.1 m² (13 in) frames that were floated on the water surface of each mesocosm. Four frames of Cuban bulrush were established per mesocosm. American lotus seeds were collected from natural populations in Lake Columbus on the Tennessee-Tombigbee Waterway near Columbus, MS. Seeds were scarified with a belt sander and floated in a bucket of pond water for seven days to stimulate sprouting. Sprouted seeds were planted in 3.78 L (1 gal) pots¹ filled with sand and amended with a slow release fertilizer² to stimulate growth. Two pots of lotus were established in mesocosms with Cuban bulrush. Plants were given one month to establish prior to herbicide treatments.

There were 10 herbicide treatments and a non-treated reference for a total of 11 treatments (Table 1). Each treatment was replicated three times. Additionally, three extra mesocosms were established for pre-treatment harvests. In total there were 36 mesocosms.

American lotus harvest consisted of separating plant tissues into above and belowground biomass. Cuban bulrush plant tissues were harvested and separated into emergent (shoots and reproductive structures) and submersed tissues (stolons and roots). Harvested tissues were placed in labeled paper bags, dried in a forced air oven for five days at 70C, and then weighed. After the pre-treatment harvest, mesocosms were exposed to static submersed herbicide applications in August 2017. Eight weeks after treatment (WAT), the first post-treatment harvest (short term) was carried out to assess short-term effects of herbicides on treated plants. At 48 WAT (July 2018), the remaining plants in each mesocosm were harvested (long term). Plants were harvested and processed in the same manner as pretreatment specimens.

Statistical analysis was performed via an analysis of variance (ANOVA) procedure in a commercially available statistical software package³. Any differences detected in treatment means by ANOVA were further separated by a Fisher's Least Significant Difference Test at the 0.05 level of significance (Analytical Software 2009).

Results and Discussion

None of the herbicides significantly reduced belowground (lotus) or submersed (Cuban bulrush) tissues at eight or 48 WAT for either species (Figures 1 and 2).

None of the herbicides reduced aboveground biomass at 48 WAT for either species (Figures 1 and 2). However, all herbicides reduced aboveground biomass of American lotus when compared to reference plants at eight WAT (Figure 1). All herbicides except imazamox⁴ significantly reduced Cuban bulrush emergent tissues when compared to reference plants at eight WAT (Figure 2). At eight WAT imazamox had the same level of control on emergent Cuban bulrush tissues as diquat⁵, endothall⁵, flumioxazin⁷, 2,4-D⁸, penoxsulam⁹, bispyribac-sodium¹⁰, and carfentrazone-ethyl¹¹. Triclopyr¹² and fluridone¹³ yielded greater control of emergent Cuban bulrush at eight WAT than imazamox but not the other herbicides.

CUBAN BULRUSH CONTROL 2018

At eight WAT, Cuban bulrush inflorescences were observed in some mesocosms but were not harvested as they were located outside of the harvested area. At 48 WAT, Cuban bulrush inflorescences were harvested in some mesocosms, however there were no significant differences in inflorescence density between treated and reference mesocosms (Figure 3).

This work suggests that submersed herbicide applications can control populations of Cuban bulrush but may also harm desirable plant species in the short term. The fact that no herbicides affected belowground tissues of lotus or submersed tissues of Cuban bulrush suggest that plants could recover from herbicide applications due to nutrient reserves stored in these tissues.

It is important to note that Cuban bulrush spread rapidly across the mesocosms, which may have led to interspecific competition with American lotus. Additionally, a majority (>95%) of the Cuban bulrush plants had not yet flowered prior to treatment. Watson and Madsen (2014) noted that Cuban bulrush plants treated pre-flowering were more susceptible to foliar applications of herbicides than plants treated post-flowering.

Future studies should investigate the tank mixtures of submersed herbicide applications on pre- and post-flowering on Cuban bulrush. Additionally, other native species that Cuban bulrush is known to co-occur with should be utilized for the selectivity component as American lotus was sensitive to all herbicides tested.

CUBAN BULRUSH CONTROL 2018

Sources of Materials

¹Poly-Cel Horticultural Growing Containers, Hummert International, 4500 Earth City Expressway, Earth City, MO 63045.

²Osmocote[®] Coated Fertilizer, Everris, Israeli Chemicals Ltd., Millenium Tower, 23 Aranha Street, Tel Aviv 61070, Israel.

³Statistix 9.0, Analytical Software, 2105 Miller Landing Road, Tallahassee, FL 32312.

⁴Clearcast[®] Aquatic Herbicide, SePRO Corporation, 11550 North Meridian Street, Suite 600, Carmel, IN 46032.

⁵Harvester[®] Aquatic Herbicide, Lonza Water Treatment, Muenchensteinerstrasse 38, 4002 Basel, Switzerland.

⁶Aquathol K[®] Aquatic Herbicide, United Phosphorous Inc., 630 Freedom Business Center Drive, King of Prussia, PA 19406.

⁷Clipper SC[®] Aquatic Herbicide, Nufarm Americas Inc., 11901 South Austin Avenue, Alsip, IL, 60803.

⁸Navigate[®] Aquatic Herbicide, Lonza Water Treatment, Muenchensteinerstrasse 38, 4002 Basel, Switzerland.

⁹Galleon[®] Aquatic Herbicide, SePRO Corporation, 11550 North Meridian Street, Suite 600, Carmel, IN 46032.

¹⁰Tradewind[™] Aquatic Herbicide, Valent USA Corporation, 1600 Riviera Avenue, Suite 200, Walnut Creek, CA, 94596.

¹¹Stingray[®] Aquatic Herbicide, SePRO Corporation, 11550 North Meridian Street, Suite 600, Carmel, IN 46032.

¹²Navitrol[®] Aquatic Herbicide, Lonza Water Treatment, Muenchensteinerstrasse 38, 4002 Basel, Switzerland.

¹³Sonar[®] AS Aquatic Herbicide, SePRO Corporation, 11550 North Meridian Street, Suite 600, Carmel, IN 46032.

Acknowledgments

I would like to thank Sam Hansen, Mary Nunenmacher, Steven Geary, Tate Johnson, Nicholas Bailey, Kennedy Calhoun, Wesley Presnall, and Cory Shoemaker for assistance in conducting this study. I would also like to thank Dr. Ryan Wersal who reviewed a draft of this report.

Literature Cited

- Analytical Software. 2009. Statistix 9. User's manual. Analytical software. Florida State University, Tallahassee, FL.
- Anderson LC 2007. Noteworthy plants from north Florida: VIII. J. Bot. Res. Inst. Tex. 1:741-751.
- Bryson CT, MacDonald JR, Carter R, Jones SD. 1996. Noteworthy Carex, Cyperus, Eleocharis, Kyllinga, and Oxycaryum (Cyperaceae) from Alabama, Arkansas, Georgia, Louisiana, Mississippi, North Carolina, Tennessee, and Texas. Sida 17:501–508.
- Cox M, Madsen JD, Wersal RM. 2010. Aquatic plant community assessment within the littoral zone of the Ross Barnett Reservoir, MS in 2009: A five year evaluation. Mississippi State, MS: Mississippi State University, Geosystems Research Institute Rep 5038. 4 pp.
- Haines RW, Lye KA. 1983. The Sedges and rushes of East Africa. Nairobi, Kenya: East African Natural History Society. 404 pp.
- Lelong MG. 1988. Noteworthy monocots of Mobile and Baldwin counties, Alabama. Sida 13: 101–113.
- Mallison CT, Stocker RK, Cichra CE. 2001. Physical and vegetative characteristics of floating islands. Journal of Aquatic Plant Management 39:107-111.
- Robles W, Madsen JD, Maddox VL, Wersal RM. 2007. The invasive status of giant salvinia and hydrilla in Mississippi. pp. 109–113 In: Proceedings of the 37th Annual Mississippi Water Resources Conference, Jackson, MS.
- Thomas RD, Allen CM. 1993. Atlas of the vascular flora of Louisiana, Volume I: Ferns and fern allies, conifers, and monocotyledons. Baton Rouge, LA: Moran Colorgraphic Printing, 218 pp.
- Tur NM. 1971. Nuevos casos de epifitismo acuatico. Bol. Soc. Argent. Bot. 13:243–249.
- Turner BL, Nichols H, Denny G, Doron O. 2003. Atlas of the vascular plants of Texas. Volume 2: Sida botanical miscellany 24. Fort Worth, TX: Botanical Research Institute of Texas. 888 pp.
- Watson AL, Madsen JD. 2014. The effect of the herbicide and growth stage on Cuban club-rush (*Oxycaryum cubense*) control. J. Aquat. Plant Manage. 52:71-74.

CUBAN BULRUSH CONTROL 2018

Tables and Figures

Table 1. Herbicides, translocation type, rates, and formulations used as treatments.

HERBICIDE	TRANSLOCATION	RATE	FORMULATION
Reference	-	-	-
Diquat	Contact	0.37 ppm	Liquid
Endothall	Contact	2.0 ppm	Liquid
Triclopyr	Systemic	1.5 ppm	Liquid
Flumioxazin	Contact	0.4 ppm	Liquid
Imazamox	Systemic	0.075 ppm	Liquid
Fluridone	Systemic	0.02 ppm	Liquid
2, 4-D (BEE)	Systemic	2.0 ppm	Granular
Penoxsulam	Systemic	0.04 ppm	Liquid
Bispyribac-sodium	Systemic	0.045 ppm	Wetable Powder
Carfentrazone-ethyl	Contact	0.2 ppm	Liquid

American Lotus Biomass

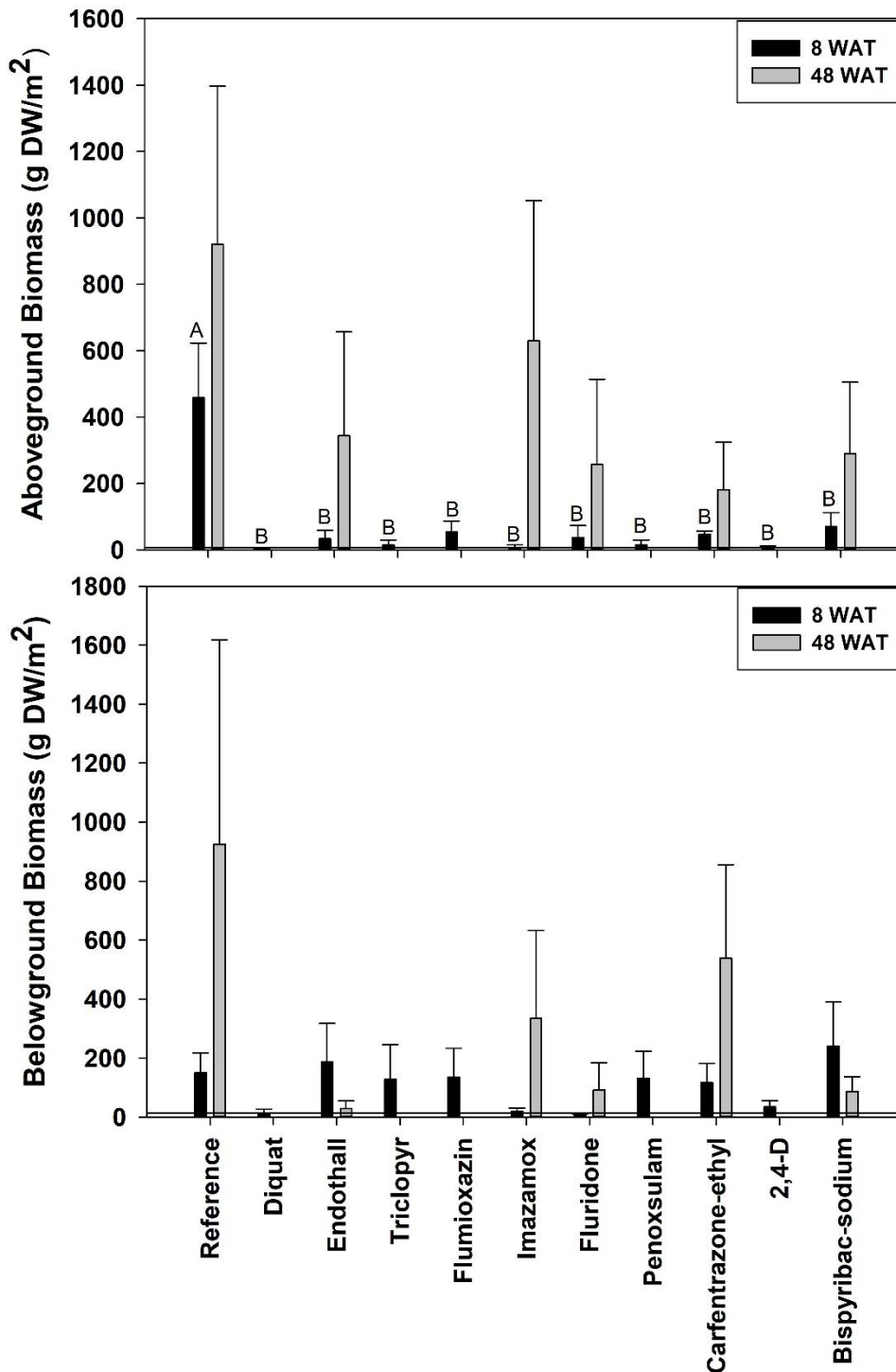


Figure 1. American lotus biomass at eight and 48 WAT. The solid lines are pre-treatment biomass levels. Error bars are one standard error of the mean. Tests were conducted at the $p = 0.05$ level of significance. Bars sharing the same letter are not significantly different from one another.

CUBAN BULRUSH CONTROL 2018

Cuban Bulrush Biomass

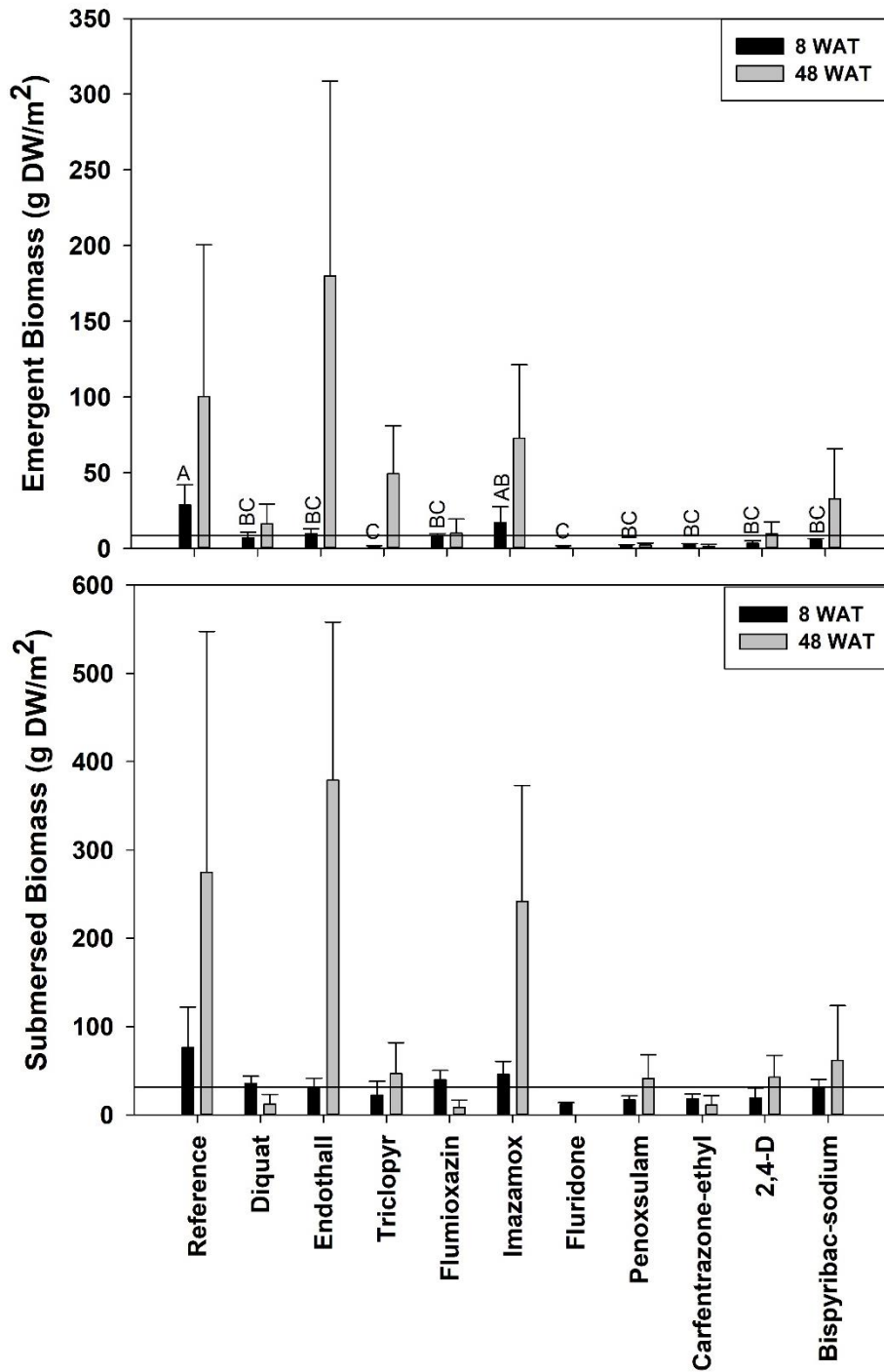


Figure 2. Cuban bulrush biomass at eight and 48 WAT. The solid lines are pre-treatment biomass levels. Error bars are one standard error of the mean. Tests were conducted at the $p = 0.05$ level of significance. Bars sharing the same letter are not significantly different from one another.

Cuban Bulrush Inflorescence Density

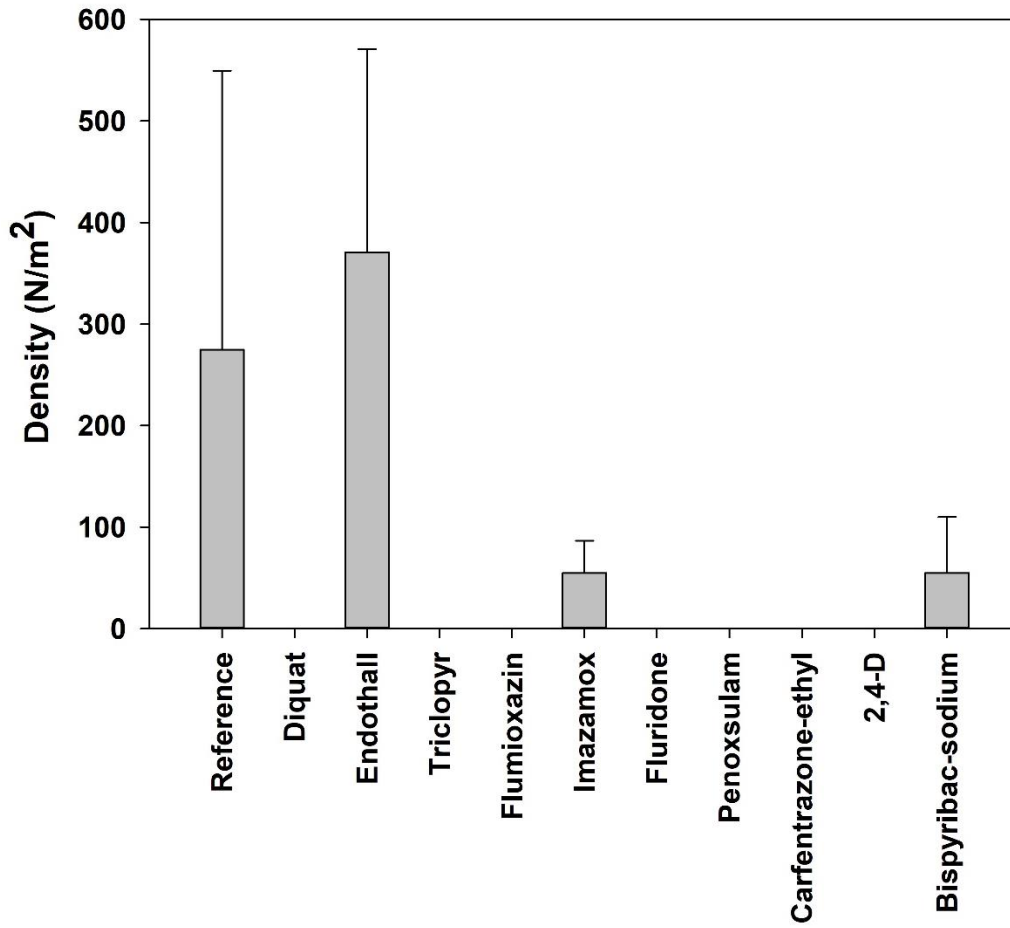


Figure 3. Cuban bulrush inflorescence density at 48 WAT. Error bars are one standard error of the mean. Test was conducted at the $p = 0.05$ level of significance. There were no differences in treatments.