

# 2021 CATALOG



---

## PERENNIAL FAVORITES

*“Growing What Matters”*

Plants on Cover (Listed Top to Bottom)

Coleus 'Kingswood Torch', Capsicum Acapulco Multicolor, Zinnia grandiflora, Thymus vulgaris 'English', Veronica 'Georgia Blue', Lavandula 'Phenomenal'



**Brendon King**

**801.447.2017**

**brendon@perennialfavorites.com**

**Sales Territory: Northern Utah (North of Davis County),  
Central and Western Idaho (I-84 Corridor), and Nevada**



**Dane Horrocks**

**801.784.6215**

**dane@perennialfavorites.com**

**Sales Territory: Wasatch Front and Summit County**



**Ken Cox**

**801.784.6221**

**ken@perennialfavorite.com**

**Territory: Central, Eastern and Southern Utah. Eastern  
Idaho (I-15 Corridor), Wyoming, Montana and Colorado.**



# PERENNIAL FAVORITES

ANNUAL FAVORITES

EDIBLE FAVORITES

GRASS FAVORITES

PERENNIAL FAVORITES

## TABLE OF CONTENTS

TERMS AND DELIVERY.....	i
WEBSITE/ONLINE ORDERING INFORMATION.....	ii
PREMIUM ANNUALS AND ACCENTS.....	1-26
INCREDIBLE EDIBLES.....	27-42
ORNAMENTAL GRASSES.....	43-49
PERENNIALS.....	50-130





# PERENNIAL FAVORITES

## Terms and Conditions

**PRICES:** Prices in this catalog are intended for the wholesale trade only (**no retail sales**) and are subject to change without notice. **All prices are F.O.B. Perennial Favorites.** Prices do not include delivery fees or applicable surcharges. List prices are per item for plants purchased in full flats per variety (flats counts as published). Purchases of less than full flats will be charged an additional 10%. The prices listed supersede all previously published prices.

**PAYMENT:** All sales are C.O.D. unless previous credit arrangements have been made. Cash, Check, Master Card, Visa and Discover are accepted. No deliveries will be left without payment in full. A credit application will be sent upon request. Please allow 2-4 weeks for credit clearance. For customers with established credit terms, payment in full is due 30 days from date of pickup or delivery. Any account not paid by the due date will be charged a late fee of 1.5% per month on unpaid balance. Past due accounts will revert back to a C.O.D. basis without further notice. Purchaser agrees to pay all finance charges and all collection fees incurred. **Please remember that credit is a privilege.**

**CLAIMS and WARRANTIES:** All claims must be made within 72 hours of delivery. Any plant returned must be received in good condition within the claim period. **All returns are subject to a 20% restocking fee.** Plants are offered subject to prior sale, no warranty expressed or implied. We do not guarantee survivability of any plant. We strive to insure plants are true to name and in good condition when received. Any plants that prove otherwise will be replaced or purchase price credited. In no case are we responsible for more than the original purchase price of stock sold.

**DELIVERIES:** Perennial Favorites provides deliveries along the Wasatch front with a minimum order of \$500. Please allow 48 hours notice before delivery. Deliveries are subject to a delivery charge. Deliveries are made on a regularly scheduled basis (call for details). Those requiring special timing will be charged an additional fee. Any delivery requiring more than unloading in one area close to our truck will be charged an additional fee (\$50 per hour). Landscape deliveries to a job site are subject to an additional charge. Deliveries outside the Wasatch front need to be pre-arranged both for timing and charges. There **will not** be any walk-ins the week prior to Mother's Day. **Will-call orders need to be made at least 24 hours in advance and picked up between 8:00 am and 3:00 pm Monday-Friday** (closed weekends and holidays). **Walk-ins can visit the nursery and shop Monday-Friday between 8:00 am and 3:00 pm.** Because of safety issues, please do not bring children. Clients are to be accompanied by a representative they are doing business with.

**HOLD and SPECIAL ORDERS:** Orders may be held for up to 14 days with a 25% non-refundable down payment. Orders requiring more than 14 days are subject to a 10% per week maintenance fee. All orders held will receive and purchasers will accept originally held stock. No substituting at time of pick-up or delivery. All special orders or custom orders, need to be arranged on an individual basis. Fees will be based on the specific needs of both parties. This will require a signed contract.

# [www.perennialfavorites.com](http://www.perennialfavorites.com)

Use our website to research specific varieties or to easily and quickly place an order on our real-time availability page. Our online database has detailed information on the 2,400 varieties we grow. This user-friendly site is also praised for its fast and simple flow process.

Category	Genus	Species	Variety	View Info
Perennial	Echinacea	hybrid	Big Kahuna' Coneflower **NEW**	Info
Perennial	Echinacea	hybrid	Cheyenne Spirit' Coneflower	Info
Perennial	Echinacea	hybrid	Chiquita' Dwarf' Coneflower	Info
Perennial	Echinacea	hybrid	Flame Thrower' Coneflower	Info
Perennial	Echinacea	hybrid	Glowing Dream' Coneflower **NEW**	Info
Perennial	Echinacea	hybrid	Hope' Coneflower	Info
Perennial	Echinacea	hybrid	Mama Mia' Coneflower	Info
Perennial	Echinacea	hybrid	Now Cheshire' Coneflower	Info
Perennial	Echinacea	hybrid	Rosita' Dwarf' Coneflower **NEW**	Info
Perennial	Echinacea	hybrid	Tiki Torch' Coneflower	Info
Perennial	Echinacea	hybrid	Tomato Soup' Coneflower	Info
Perennial	Echinacea	hybrid	Vanilla Cupcake' Coneflower **NEW**	Info
Perennial	Echinacea	hybrid Big Sky Series	After Midnight' Coneflower	Info
Perennial	Echinacea	hybrid Big Sky Series	Harvest Moon' Coneflower	Info
Perennial	Echinacea	hybrid Big Sky Series	Summer Sky' Coneflower	Info
Perennial	Echinacea	hybrid Big Sky Series	Sundown' Coneflower	Info
Perennial	Echinacea	hybrid Big Sky Series	Sunrise' Coneflower	Info
Perennial	Echinacea	hybrid Big Sky Series	Twilight' Coneflower	Info
Perennial	Echinacea	hybrid Double Scoop	Bubble Gum' Coneflower	Info
Perennial	Echinacea	hybrid Double Scoop	Orangeberry' Coneflower	Info
Perennial	Echinacea	hybrid Double Scoop	Raspberry' Coneflower	Info

## Step 1 – Browse & Order

Use our vast database to find detailed information on any specific variety. Many people use our website as a resource since the varieties we grow are searchable by Category, Genus, Species, and Variety. When placing an order, click on the variety and a picture appears instantly. The simple format allows for an order to be placed quickly and easily.

(Variety List shown, prices shown when placing order.)

Remove	Quantity (Flats of 6)	Sub	Item	Item Price	Extended Price
<input type="checkbox"/>	6	<input type="checkbox"/>	Achillea hybrid Desert Eve Series 'Terracotta' Tarrow	\$3.00	\$18.00
<input type="checkbox"/>	3	<input type="checkbox"/>	Achillea millefolium 'Laura' Tarrow **New**	\$3.00	\$9.00
<input type="checkbox"/>	12	<input type="checkbox"/>	Campanula persicifolia 'Chettle Charm' Bellflower	\$2.50	\$30.00
<input type="checkbox"/>	6	<input type="checkbox"/>	Coreopsis grandiflora 'Sunray' Tickseed	\$2.75	\$16.50
<input type="checkbox"/>	18	<input type="checkbox"/>	Dianthus hybrid Star Series 'Devon Esther - Pop Star' Pinks	\$3.10	\$55.80
<input type="checkbox"/>	5	<input type="checkbox"/>	Echinacea hybrid 'Mama Mia' Coneflower	\$3.25	\$16.25
<input type="checkbox"/>	5	<input type="checkbox"/>	Echinacea hybrid Big Sky Series 'Sundown' Coneflower	\$3.25	\$16.25
<input type="checkbox"/>	6	<input type="checkbox"/>	Echinacea purpurea 'White Swan' Coneflower	\$2.15	\$12.90
	<b>61</b>		<b>TOTALS</b>		<b>174.70</b>

## Step 2 - Order Summary

An Order Summary appears at step 2 of the ordering process. You can check prices, and edit things like the delivery address and delivery date. You can also type comments for the pulling crew and drivers to see. At this point you can save your order and come back to add or take things off as you please. When your order is complete, just 'Confirm' the order.

## Step 3 – Confirmation





Once an order has been confirmed, a confirmation e-mail will immediately follow for your records.








**Angelonia Summer Snapdragon** Spire-like blooms with willowesque green leaves. Vigorous, free branching. This heat lover blooms summer to frost with very low maintenance.

**Angelmist Series (angustifolia)** Orchid-like flowers with a low-growing, spreading, and free-flowering habit. Performs well in baskets, containers, and landscapes.







<b>'Spreading Bluebird'</b> •Blue bicolor flowers that transition to a lavender blue two-toned color in the summer heat.	H4-10" W12-20"	Summer-Frost	
<b>'Spreading Dark Purple'</b> •True purple	H4-10" W12-20"	Summer-Frost	
<b>'Spreading Pink'</b> •Pink with a white throat.	H4-10" W12-20"	Summer-Frost	
<b>'Spreading White'</b> •Pure white	H4-10" W12-20"	Summer-Frost	

**Archangel Series (angustifolia)** Ideal series for growers looking to add depth and color to their late spring and summer programs. It introduces exceptionally larger fragrant flowers that are mated glossy dark green with well-branched stems and foliage, medium-vigor habit. Thrives in extreme heat, humidity and drought. Excellent landscape performance.

<b>'Blue Bicolor'</b> •Deep purple and soft lilac.	H12-14" W10-12"	Summer-Frost	
<b>'Cherry Red'</b> •Cherry red	H12-14" W10-12"	Summer-Frost	
<b>'Pink'</b> •Soft pink	H12-14" W10-12"	Summer-Frost	
<b>'Purple'</b> •Dark purple	H12-14" W10-12"	Summer-Frost	
<b>'White'</b> •White	H12-14" W10-12"	Summer-Frost	

**Antirrhinum Snapdragon (SPRING AND FALL AVAILABILITY)** They are timeless centerpieces for fresh cut arrangements, baskets, and bouquets.

**Sonnet Series** This series grows a fragrant, classic, and authentic touch of the Mediterranean in your home or garden. Grows brilliant stalks filled with gorgeous, dense blooms. Plant in part shade in hot summer areas.

<b>'Burgundy' *SPRING AND FALL AVAILABILITY *</b> •Burgundy	H18-24" W10-12"	Spring-Summer	
<b>'Mix' *SPRING AND FALL AVAILABILITY*</b> •Assorted burgundy, orange, pink, white and yellow.	H18-24" W10-12"	Spring-Summer	
<b>'Orange Scarlet' *SPRING AND FALL AVAILABILITY*</b> •Dark orange with a yellow throat.	H18-24" W10-12"	Spring-Summer	
<b>'Pink' *SPRING AND FALL AVAILABILITY*</b> •Medium pink	H18-24" W10-12"	Spring-Summer	
<b>'White' *SPRING AND FALL AVAILABILITY*</b> •Bright white	H18-24" W10-12"	Spring-Summer	
<b>'Yellow' *SPRING AND FALL AVAILABILITY*</b> •Bright yellow	H18-24" W10-12"	Spring-Summer	

# PREMIUM ANNUALS



PERENNIAL  
FAVORITES

## Antirrhinum *Snapdragon* Continued

**Speedy Sonnet Series** Will bloom up to 3 weeks earlier in the spring compared to Sonnet Series for earlier spring color. Upright branching habit will produce a large amount of fragrant flowers.

ANNUAL FAVORITES	<b>'Bronze' *SPRING AND FALL AVAILABILITY*</b> •Yellow/orange and pink.	H18-24" W8-12"	Early Spring-Fall	○ ● ☞ ✂ 🌵
	<b>'Crimson' *SPRING AND FALL AVAILABILITY*</b> •Dark crimson	H18-24" W8-12"	Early Spring-Fall	○ ● ☞ ✂ 🌵
	<b>'Mix' *SPRING AND FALL AVAILABILITY*</b> •Colorful mix of all the colors.	H18-24" W8-12"	Early Spring-Fall	○ ● ☞ ✂ 🌵
	<b>'Pink' *SPRING AND FALL AVAILABILITY*</b> •Pink	H18-24" W8-12"	Early Spring-Fall	○ ● ☞ ✂ 🌵
	<b>'White' *SPRING AND FALL AVAILABILITY*</b> •White	H18-24" W8-12"	Early Spring-Fall	○ ● ☞ ✂ 🌵
	<b>'Yellow' *SPRING AND FALL AVAILABILITY*</b> •Yellow	H18-24" W8-12"	Early Spring-Fall	○ ● ☞ ✂ 🌵

**Argyranthemum** A cool-season favorite. Large daisy-like blooms. In addition to its attractive blooms, dark green, fern-like foliage grows in a tight mound with a vigorous upright habit. Remove spent blooms to encourage reblooming.

<b>frutescens 'Golden Butterfly'</b> •Golden yellow	H18-36" W12-20"	Late Spring-Frost	○ ● ☞
<b>frutescens 'Pure White Butterfly' *New*</b> •White blooms with better heat tolerance compared to other varieties.	H18-36" W12-20"	Late Spring-Frost	○ ● ☞
<b>frutescens 'Vanilla Butterfly'</b> •Creamy white	H18-36" W12-20"	Late Spring-Frost	○ ● ☞

## Bacopa; see *Sutera*

## Begonia

**Baby Wing Series** Maintenance-free. Flowers earlier than Dragon Wing, with continuous color and small dragon wing-shaped leaves. Season-long performance in landscapes and containers. Extremely heat tolerant and handles stressful conditions well.

<b>'Bicolor'</b> •Light orange with an off-white center.	H12-15" W12-18"	Early Summer-Frost	☾ ●
<b>'Pink'</b> •Pink	H12-15" W12-18"	Early Summer-Frost	☾ ●
<b>'White'</b> •White	H12-15" W12-18"	Early Summer-Frost	☾ ●

**Dragon Wing Series** Unique glossy, wing-shaped leaves. Great branching with a dense habit.

<b>'Pink'</b> •Pink	H12-15" W16-20"	Early Summer-Frost	☾ ●
<b>'Red'</b> •Red	H12-15" W16-20"	Early Summer-Frost	☾ ●

**Megawatt Series** Striking, non-stop flowers on sturdy stems that hold the flowers above the foliage for a superior color show. These plants tolerate drier periods between watering and don't need to be deadheaded.













<b>'Pink Bronze Leaf' *New*</b> •Pink with dark foliage.	H20-28" W16-24"	Spring-Late Summer	☾ ●
<b>'Pink Green Leaf'</b> •Pink flowers with bright green foliage.	H20-28" W16-24"	Early Summer-Frost	☾ ●
<b>'Red Bronze Leaf' *New*</b> •Red with dark foliage.	H20-28" W16-24"	Spring-Late Summer	☾ ●
<b>'Red Green Leaf'</b> •Red flowers with bright green foliage.	H20-28" W16-24"	Early Summer-Frost	☾ ●

**LEGEND:** ☞=Pollinator • ✂=Cut Flower • 🌵=Drought Resistant • 🐇=Deer Resistant  
▲=Native/Waterwise • ○=Full Sun • ☾=Part Sun • ●=Full Shade • H=Height • W=Width


























**Nonstop Series** Forms neat plants with green foliage and double flowers. They are sturdy bloomers that add a bright spark, even in partial shade or low levels of sunlight.

<b>'Deep Rose'</b> •Deep rose-pink	H8-12" W12-16"	Mid Spring-Frost	 
<b>'Fire' *New*</b> •Continuously produces magnificent and huge full double flowers. Flowers resemble roses with their tight rows of gold and orange shades. Does not require deadheading.	H8-12" W12-14"	Late Spring-Frost	 
<b>'Orange'</b> •Orange	H8-12" W12-16"	Mid Spring-Frost	 
<b>'Red'</b> •Red	H8-12" W12-16"	Mid Spring-Frost	 
<b>'White'</b> •White with buttery yellow centers.	H8-12" W12-16"	Mid Spring-Frost	 
<b>'Yellow'</b> •Yellow	H8-12" W12-16"	Mid Spring-Frost	 

**Solenia Series** Solenia series is a cross between a tuberous begonia and a wax begonia. It's a mildew resistant variety that can take full sun. Bright, 3" fully double flowers are self cleaning and require no deadheading. Compact plant habit stands up to heat and wind. Dark green, glossy, heart shaped leaves.

<b>'Dusty Rose'</b> •Rose	H8-12" W12-16"	Mid Spring-Frost	  
<b>'Orange'</b> •Orange	H8-12" W12-16"	Mid Spring-Frost	  
<b>'Velvet Red'</b> •Dark red	H8-12" W12-16"	Mid Spring-Frost	  
<b>'Yellow'</b> •Yellow	H8-12" W12-16"	Mid Spring-Frost	  

**Bidens Tickseed** Very floriferous with large flowers and a compact habit. Vigorous, heat tolerant plants. Use in baskets, containers, or in the landscape. Self-cleaning, no deadheading necessary, ever-blooming. Drought tolerant once established but water regularly for maximum flower output. Has an upright, mounding habit.

<b>ferulifolia 'Bidy Boom Red'</b> •Well rounded habit with large red blooms.	H12-18" W24-36"	Early Summer-Frost	 
<b>ferulifolia 'Bidy Gonzales Trailing'</b> •Trailing/mounding habit which features single yellow daisy-like flowers on cascading plants with fine foliage.	H8-12" W16-24"	Early Summer-Frost	 
<b>ferulifolia 'Goldilocks Rocks'</b> •Semi-double yellow blooms. Compact, mounding habit.	H12-14" W8-12"	Early Summer-Frost	 
<b>'White Delight'</b> •Large daisy-like bright white flowers with a yellow center over delicate green foliage.	H10-14" W14-16"	Early Summer-Frost	  

# PREMIUM ANNUALS



PERENNIAL  
FAVORITES

ANNUAL  
FAVORITES

**Brassica Flowering Kale/Cabbage** Ornamental cabbages and kales are grown primarily as foliage plants for their intensely colored leaves rather than as vegetables. These plants were developed for ornamental use without regard to taste. Ornamental cabbage typically develops large rosettes of broad flat leaves and ornamental kale typically develops curly, ruffled leaves in a tight rosette. Leaf colors are usually quite showy, including white/cream, pink, rose, red and purple.

**Feather Leaf Type** Medium height with feathered leaves that are finely serrated or deeply notched.

<b>oleracea 'Coral Prince'</b> •Green with white center.	H8-12" W8-12"	Color appears with cooler temperatures	○ ●
<b>oleracea 'Coral Queen'</b> •Green with red center.	H8-12" W8-12"	Color appears with cooler temperatures	○ ●
<b>oleracea 'Peacock Red'</b> •Purple and red.	H12-16" W12-14"	Color appears with cooler temperatures	○ ●
<b>oleracea 'Peacock White'</b> •Green with white to pink center.	H12-16" W12-14"	Color appears with cooler temperatures	○ ●

**Fringed Leaf Type** Compact round heads are finely fringed or ruffled.

<b>oleracea 'Glamour Red'</b> •Green with a bright red center.	H8-12" W10-12"	Color appears with cooler temperatures	○ ●
<b>oleracea 'Nagoya Red'</b> •Silver-blue with a red center.	H8-12" W14-18"	Color appears with cooler temperatures	○ ●
<b>oleracea 'Nagoya Rose'</b> •Silver-blue with a rose center.	H8-12" W14-18"	Color appears with cooler temperatures	○ ●
<b>oleracea 'Nagoya White'</b> •Silver-blue with a white center.	H8-12" W14-18"	Color appears with cooler temperatures	○ ●

**Round Leaf Type** Compact plants have uniformly round shapes and solid heads with slightly waved leaves.

<b>oleracea 'Pigeon Pink' (Victoria)</b> •Green with cream and pink center.	H8-12" W12-14"	Color appears with cooler temperatures	○ ●
<b>oleracea 'Pigeon Purple'</b> •Green with purple center.	H8-12" W12-14"	Color appears with cooler temperatures	○ ●
<b>oleracea 'Pigeon Red'</b> •Green with red center.	H8-12" W12-14"	Color appears with cooler temperatures	○ ●
<b>oleracea 'Pigeon White'</b> •Green with white center.	H8-12" W12-14"	Color appears with cooler temperatures	○ ●

**Calendula Marigolds** Fantastic performer and habit. Continual blooming without deadheading. Can handle temperatures to 25° without damaging the plant or blooms.

**Lady Godiva Series** Large colorful flowers with great heat tolerance. Fully double flower means less seed set and fewer seedlings trying to take over your garden. Continuous bloom or rebloomer. Fall interest. Deadheading not necessary.

<b>'Orange'</b> •Golden orange	H10-16" W12-18"	Spring-Frost	○ ● ☼
<b>'Yellow'</b> •Golden yellow	H10-16" W12-18"	Spring-Frost	○ ● ☼

**Calibrachoa** These plants produce flowers that look like small petunias. These plants are prolific bloomers that produce hundreds of 1" wide flowers from spring to frost. Does not do well in high Ph soils.

**Aloha Volcano Series** Semi-upright growing habit with uniform flowers. Very similar to the normal Alohas; the major difference is the flower patterns. They are all bicolor star shaped variants creating very unique coloration.

<b>'Gold' *New*</b> •Gold with red veins, trumpet-shaped flowers and yellow throat. Trailing habit.	H6-12" W12-18"	Spring-Frost	○ ● 🦋
<b>'Neon'</b> •Hot pink with white edges.	H6-12" W12-18"	Spring-Frost	○ ● 🦋
<b>'Pink'</b> •Dark pink with white edges.	H6-12" W12-18"	Spring-Frost	○ ● 🦋
<b>'Sunset'</b> •Light pink with cream stripes.	H6-12" W12-18"	Spring-Frost	○ ● 🦋

**LEGEND:** 🦋=Pollinator • ✂=Cut Flower • 🌵=Drought Resistant • 🐇=Deer Resistant  
▲=Native/Waterwise • ○=Full Sun • ◐=Part Sun • ●=Full Shade • H=Height • W=Width



<b>Cabaret Series</b> Early flowering with high uniformity of habit and excellent garden performance.			
<b>'Bright Red' *New*</b> Crimson flowers with yellow throats cover these full, trailing plants. They are self-cleaning, so they stay neat and tidy all season.	H6-10" W10-12"	Early Spring-Late Summer	○ ●
<b>'Bright White' *New*</b> •Compact, well-branched, trailing annual of brilliant white flowers adorned with a yellow throat from late spring to the first frost.	H6-10" W10-12"	Early Spring-Late Summer	○ ●
<b>'Deep Yellow' *New*</b> •Produces a mass of bright deep yellow blooms cover these full, trailing plants. They are self-cleaning.	H6-10" W10-12"	Early Spring-Late Summer	○ ●
<b>'Lavender' *New*</b> •Best performing. Produces a mass of bright blooms that cover trailing plants. They are self-cleaning.	H6-10" W10-12"	Early Spring-Late Summer	○ ●
<b>'Light Pink Kiss' *New*</b> •A light pink bicolor with deep pink eye-zone and yellow throat.	H6-10" W10-12"	Early Spring-Late Summer	○ ●
<b>'Midnight Blue' *New*</b> •New "true blue" color offers early flowering. Self cleaning.	H6-10" W10-12"	Early Spring-Late Summer	○ ●
<b>'Neon Rose' *New*</b> •Brighter color and earlier to flower. Dark pink. Self cleaning.	H6-10" W10-12"	Early Spring-Late Summer	○ ●
<b>'Orange' *New*</b> • Blooms early and maintains blooms throughout the Summer and Fall. Orange shades. Self cleaning.	H6-10" W10-12"	Early Spring-Late Summer	○ ●
<b>'Pink' *New*</b> •Pretty dark pink with a white throat.	H6-10" W10-12"	Early Spring-Late Summer	○ ●
<b>'Sky Blue' *New*</b> •Blooms early with light blue color petals and a yellow throat. Self cleaning.	H6-10" W10-12"	Early Spring-Late Summer	○ ●
<b>Superbells Series</b> Semi-upright, cascading growth habit is disease resistant and has very large blooms. Heat tolerant. Attracts hummingbirds. Very low-maintenance with no deadheading needed.			
<b>'Cherry star'</b> •Red with yellow star throat.	H6-12" W12-24"	Spring-Frost	○ ● ●
<b>'Dreamsicle'</b> •Abundant, continuous blooming of light orange shades of flowers on a mounding-trailing habit.	H6-12" W12-24"	Spring-Frost	○ ● ●
<b>'Evening Star'</b> •Lavender with a dark purple ring around a yellow star throat.	H6-12" W12-24"	Spring-Frost	○ ● ●
<b>'Grape Punch'</b> •Purple with a dark purple ring around a yellow throat.	H6-12" W12-24"	Spring-Frost	○ ● ●
<b>'Yellow'</b> •True Yellow	H6-12" W6-24"	Spring-Frost	○ ● ●
<b>'Lemon Slice'</b> •Yellow with white stripes.	H6-12" W12-24"	Spring-Frost	○ ● ●
<b>'Pomegranate Punch'</b> •Dark red with black ring around a yellow throat.	H6-12" W12-24"	Spring-Frost	○ ● ●
<b>'Tropical Sunrise'</b> •Petals are streaked with yellow and pinkish red.	H6-12" W12-24"	Spring-Frost	○ ● ●
<b>'White'</b> •Petals are white with a yellow throat.	H6-12" W12-24"	Spring-Frost	○ ● ●

# PREMIUM ANNUALS



PERENNIAL  
FAVORITES

**Calla Calla Lilly** Although not considered true lilies, the calla lily is an extraordinary flower. This beautiful plant, available in a multitude of colors. Large trumpet-shaped flowers bloom on tall stalks above dark green or spotted foliage.

ANNUAL  
FAVORITES

<b>'Captain Ventura'</b> •White	H18-24" W8-12"	Late Spring-Early Summer	○ ● ✂
<b>'Havana'</b> •Orange with white flecks on the foliage.	H10-14" W8-12"	Late Spring-Early Summer	○ ● ✂
<b>'Ivory Art'</b> •White.	H14-18" W8-12"	Late Spring-Early Summer	○ ● ✂
<b>'Memories'</b> •Nearly black, dark purple colored flowers with dark stamens. The leaves vary between dark purple and dark green and have whitish spots.	H14-18" W8-12"	Late Spring-Early Summer	○ ● ✂
<b>'Mercedes'</b> •Light orange	H10-14" W8-12"	Late Spring-Early Summer	○ ● ✂
<b>'Nashville'</b> •Purple-red and white bicolor.	H10-14" W8-12"	Late Spring-Early Summer	○ ● ✂
<b>'Odessa'</b> •Deep purple-black with lightly speckled leaves.	H14-18" W8-12"	Late Spring-Early Summer	○ ● ✂
<b>'Outback'</b> •Dark purple	H10-14" W8-12"	Late Spring-Early Summer	○ ● ✂
<b>'Paco'</b> •Bright, deep royal purple with white speckled green leaves.	H10-14" W8-12"	Late Spring-Early Summer	○ ● ✂
<b>'Passoa'</b> •Red with white spots on green foliage.	H18-28" W8-12"	Late Spring-Early Summer	○ ● ✂
<b>'Picasso'</b> •Dark purple with a white edge.	H14-24" W8-12"	Late Spring-Early Summer	○ ● ✂
<b>'Red Charm'</b> •Blood-red flowers above dark green leaves with white spots	H14-28" W8-12"	Late Spring-Early Summer	○ ● ✂
<b>'Royal Valentine'</b> •Royal red	H14-28" W8-12"	Late Spring-Early Summer	○ ● ✂
<b>'Sumatra'</b> •Burgundy-red	H16-28" W10-12"	Late Spring-Early Summer	○ ● ✂
<b>'Sun Club'</b> •Bright yellow	H10-12" W8-12"	Late Spring-Early Summer	○ ● ✂
<b>'Universe'</b> •Yellow	H10-12" W8-12"	Late Spring-Early Summer	○ ● ✂

**Cannaceae Canna Lily** Single flowers clustered in terminal spikes. Dwarf and well-branched. Day length neutral.

**Cannova Series (x generalis)** The earliest flowering cannas on the market. Their robust growth and extensive branching ensures a large amount of flowering. Single flowers. Heat tolerant and easy-to-grow with a compact, upright form.

<b>'Bronze Orange'</b> •Bronze foliage with dark orange flowers.	H30-48" W14-20"	Early Summer- Frost	○ ✂
<b>'Bronze Scarlet'</b> •Burgundy foliage with scarlet flowers.	H30-48" W14-20"	Early Summer- Frost	○ ✂
<b>'Mango'</b> •Blush-pink flowers.	H30-48" W14-20"	Early Summer- Frost	○ ✂
<b>'Orange Shades'</b> •Nearly-florescent orange flowers.	H30-48" W14-20"	Early Summer- Frost	○ ✂
<b>'Red Shades'</b> •Deep red flowers.	H30-48" W14-20"	Early Summer- Frost	○ ✂
<b>'Rose'</b> •Deep rose flowers.	H30-48" W14-20"	Early Summer- Frost	○ ✂
<b>'Yellow'</b> •Deep yellow flowers.	H30-48" W14-20"	Early Summer- Frost	○ ✂



**Capsicum Ornamental Pepper** The plants bear brightly colored fruits in vivid shades of yellow, red, orange and even purple. The fruits are green initially, and attain their mature colors with time. The fruits appear in later summer through fall on dark, shiny, compact foliage.

<b>annuum 'Black Pearl'</b> •Black foliage with red fruit.	H18-24" W12-16"	Late Summer-Frost	○ ●
<b>annuum 'Coba' *New*</b> •Red to black	H6" W6"	Late Summer-Frost	○ ●
<b>annuum 'Harlequin'</b> •Yellow, purple, and red.	H6-12" W4-8"	Late Summer-Frost	○ ●
<b>annuum 'Joker'</b> •White and red	H4-8" W4-8"	Late Summer-Frost	○ ●
<b>annuum 'Paracho'</b> •Black and bronze.	H6-12" W4-8"	Late Summer-Frost	○ ●
<b>annuum 'Purple Flash'</b> •Leaves are almost black with flashes of bright purple. The fruit is dark purple.	H13-15" W19-21"	Late Summer-Frost	○ ●
<b>annuum 'Red Missile'</b> •Yellow, orange, and red.	H6-12" W4-8"	Late Summer-Frost	○ ●
<b>annuum 'Santa'</b> •Purple and red	H4-8" W4-8"	Late Summer-Frost	○ ●
<b>annuum 'Uchu'</b> •Variegated foliage with white to red fruit.	H6-12" W6-12"	Late Summer-Frost	○ ●
<b>annuum 'Wicked'</b> •Dark purple to red fruit.	H6-12" W6-12"	Late Summer-Frost	○ ●

**Acapulco Series (annuum)** Compact growth and excellent outdoor performance. Colorful, waxy elongated peppers that change colors as they mature.

<b>'Multicolor'</b> •Colors of red, orange, yellow and purple are produced.	H6-12" W6-12"	Late Summer-Frost	○ ●
<b>'Orange'</b> •Purple and orange	H6-12" W6-12"	Late Summer-Frost	○ ●
<b>'Purple'</b> •Purple and red	H6-12" W6-12"	Late Summer-Frost	○ ●
<b>'Red'</b> •Red and purple	H6-12" W6-12"	Late Summer-Frost	○ ●
<b>'Yellow'</b> •Yellow and lime green.	H6-12" W6-12"	Late Summer-Frost	○ ●

**Mambo Series** Uniform and compact with long, rounded fruit held above its foliage. Extreme heat tolerance.

<b>'Purple Orange' *New*</b> •Purple and orange	H4-6" W10-12"	Late Summer-Frost	○ ●
<b>'Purple Red *New*</b> •Purple and red	H4-6" W10-12"	Late Summer-Frost	○ ●

**Samba Series (annuum)** Densely branched stem structure and abundant colorful fruit.

<b>'Dark Orange'</b> •Dark orange	H6-12" W6-12"	Late Summer-Frost	○ ●
<b>'Red'</b> •Red	H6-12" W6-12"	Late Summer-Frost	○ ●
<b>'Yellow'</b> •Yellow	H6-12" W6-12"	Late Summer-Frost	○ ●

**Santos Series (annuum)** Densely branched stem structure and abundant colorful fruit.

<b>'Flare'</b> •Light orange, like a flame.	H4-8" W4-8"	Late Summer-Frost	○ ●
<b>'Orange'</b> •Orange and green	H4-8" W4-8"	Late Summer-Frost	○ ●

# PREMIUM ANNUALS



PERENNIAL  
FAVORITES

## Celosia Cockscomb

ANNUAL FAVORITES	<b>plumosa 'Dragon's Breath'</b> •Green-red foliage with blazing red, long lasting flowers. Likes heat, humidity and infrequent watering.	H18-24" W12-16"	Summer-Frost	○
	<b>Ice Cream Series (plumosa)</b> Heat-resistant, long-lasting series. Early and well-branched with large flower spikes. Works well in planters and gardens.			
	<b>'Cherry' *SUMMER AVAILABILITY ONLY*</b> •Large carmine-red feathery plumes in a compact, basal branching format.	H8-12" W6-10"	Summer-Frost	○
	<b>'Mix' *SUMMER AVAILABILITY ONLY*</b> •Assorted red, light orange, orange, and pink.	H8-12" W6-10"	Summer-Frost	○
	<b>'Orange' *SUMMER AVAILABILITY ONLY*</b> •Large, dark orange feathery plumes.	H8-12" W6-10"	Summer-Frost	○
	<b>'Pink' *SUMMER AVAILABILITY ONLY*</b> •Large pink flower heads on well branched plants.	H8-12" W6-10"	Summer-Frost	○
<b>'Yellow' *SUMMER AVAILABILITY ONLY*</b> •Early and well-branched with large tight yellow flower spikes.	H8-12" W6-10"	Summer-Frost	○	

**Coleus (Solenostemon)** Coleus are quite striking when they are planted in a container or grown as a house plant. By removing the flower spikes as they develop, and keeping the plant pinched back, Coleus can be kept growing well past the season.

<b>'Beauty of Lyon'</b> •Burgundy veins with an orange center and green edge.	H12-18" W12-16"	Summer-Frost	○ ◐ ●
<b>'Dark Star'</b> •Velvety dark purple with serrated leaves on a compact plant. Slow growing but sturdy.	H10-14" W12-24"	Summer-Frost	○ ◐ ●
<b>'Dipt in Wine'</b> •Burgundy with chartreuse edges and maroon undertones.	H12-18" W12-18"	Summer-Frost	○ ◐ ●
<b>'Fishnet Stockings'</b> •Burgundy with green splotches.	H24-26" W12-24"	Summer-Frost	○ ◐ ●
<b>'Gay's Delight'</b> •Lime with burgundy veins.	H10-18" W14-18"	Summer-Frost	○ ◐ ●
<b>'Glennis'</b> •Cream, green, and burgundy.	H10-16" W12-18"	Summer-Frost	○ ◐
<b>'Kingswood Torch'</b> •Magenta with gold edges.	H12-18" W12-16"	Summer-Frost	○ ◐ ●
<b>scutellarioides 'Chocolate Covered Cherry'</b> •Chocolate with a cherry center.	H12-18" W10-12"	Summer-Frost	○ ◐ ●
<b>scutellarioides 'Henna'</b> •Green with coppery burgundy.	H22-28" W14-16"	Summer-Frost	◐ ●
<b>scutellarioides 'Redhead'</b> •Bright red with serrated leaves.	H18-24" W16-28"	Summer-Frost	○ ◐ ●
<b>scutellarioides 'Red Ruffles'</b> •Red with black splotches.	H18-24" W16-28"	Summer-Frost	○ ◐ ●
<b>scutellarioides 'Wasabi'</b> •Deeply serrated, chartreuse leaves. Durable and sun tolerant.	H18-30" W8-16"	Summer-Frost	○ ◐ ●

**Flame Thrower Series** Stunning colors and patterns for full sun and shade. Very late to never flowering. Low-maintenance, high-impact plants are perfect for large pots and landscaping.

<b>'Chili Pepper'</b> •Chartreuse, yellow and maroon leaves.	H12-18" W16-18"	Summer-Frost	○ ◐ ●
<b>'Habanero'</b> •Dark orange	H12-18" W16-18"	Summer-Frost	○ ◐ ●
<b>'Salsa Roja'</b> •Burgundy-red	H12-18" W16-18"	Summer-Frost	○ ◐ ●
<b>'Salsa Verde'</b> •Chartreuse-green	H12-18" W16-18"	Summer-Frost	○ ◐ ●



<b>'Serrano'</b> •Bicolor burgundy with bright yellow edges.	H12-18" W16-18"	Summer-Frost	○ ● ●
<b>'Spiced Curry'</b> •Yellow leaves edged with burgundy and a burgundy center.	H12-18" W16-18"	Summer-Frost	○ ● ●
<b>Great Falls Series</b> New trailing Coleus series with controlled vigor. Colorful, bold foliage that is excellent for mixed combinations and ground cover applications.			
<b>'Angel'</b> •Heart-shaped dark pink in the center with a thin dark maroon band, edged in bright green.	H8-12" W6-10"	Summer-Frost	● ●
<b>'Iguazu'</b> •Small dark pink center with a thick dark maroon band, edged in bright green.	H8-12" W6-10"	Summer-Frost	● ●
<b>'Yosemite'</b> •Small leaved, chartreuse foliage with lemon yellow center and a splash of cherry veining.	H8-12" W6-10"	Summer-Frost	● ●
<b>Kong Series</b> This Coleus has giant leaves with unique color patterns. Colors are more intense in full shade.			
<b>'Lime Sprite'</b> •Lime with burgundy centers.	H18-20" W14-18"	Summer-Frost	● ●
<b>'Mosaic'</b> •Green, red, and cream mix.	H18-20" W14-18"	Summer-Frost	● ●
<b>'Red'</b> •Pink with a red band and green edge.	H18-20" W14-18"	Summer-Frost	● ●
<b>'Rose'</b> •Red with a chartreuse edge.	H18-20" W14-18"	Summer-Frost	● ●
<b>'Salmon Pink'</b> •Pink with mahogany band and lime green edge.	H18-20" W14-18"	Summer-Frost	● ●
<b>Main Street Series</b> Remarkable colors across the entire series. With medium vigor, all Main Street coleus varieties are good combination partners, and are perfect in landscapes, even in the shade.			
<b>'Beale Street' *New*</b> •Deep red foliage that holds its color extremely well in the garden. The rich color doesn't fade, bleach or get spotty as the season moves into late summer. The lush, bushy plant grows uniformly.	H24-36" W24-36"	Summer-Frost	○ ● ●
<b>'Chartres Street'</b> •Vibrant lime-green foliage.	H12-18" W12-18"	Summer-Frost	○ ● ●
<b>'Fifth Avenue' *New*</b> •Mahogany serrated pointy leaves with a hot pink center and a lime green edge on a upright bushy habit. Prefers more shade than sun.	H12-16" W6-12"	Summer-Frost	○ ● ●
<b>'La Rambla' *New*</b> •Heavily textured, green foliage with dark maroon veining and flashes of bright pink along the midrib.	H16-36" W18-24"	Summer-Frost	○ ● ●
<b>'Riverwalk'</b> •Vibrant light lime-green with chartreuse veining.	H18-20" W12-18"	Summer-Frost	○ ● ●
<b>'Wall Street'</b> •Bold coppery orange with dark veining and serrated edges.	H12-20" W12-18"	Summer-Frost	○ ● ●
<b>Stained Glassworks Series</b> This series offers sun tolerance and flamboyant foliage. Color intensity increases with sunlight. Spikes of blue flowers appear whenever temperatures are warm.			
<b>'Defiance'</b> •Red with a yellow edge.	H12-14" W18-24"	Summer-Frost	○ ● ●
<b>'Trailing Plum' <i>Trailing Coleus</i></b> •Purple with bright pink veins.	H6-10" W14-18"	Summer-Frost	○ ● ●
<b>'Wedding Train' <i>Trailing Coleus</i></b> •Burgundy with green edges.	H6-10" W18-24"	Summer-Frost	○ ● ●

# PREMIUM ANNUALS



PERENNIAL  
FAVORITES

## Combination Containers

<b>Hanging Baskets Assorted Combinations (Plastic Containers)</b>	H6-12" W18-24"	Late Spring-Frost	○ ●
<b>Hanging Baskets Assorted Combinations (Fiber Containers)</b>	H6-12" W18-24"	Late Spring-Frost	○ ●
<b>Patio Pots Assorted Combinations (Plastic Containers)</b>	H24-36" W24-36"	Late Spring-Frost	○ ●

## Cosmos

**Cosmic Series** Stocky plants are well-branched and very free-flowering. Upright branching stems are lined with deeply divided, rich green, fern-like foliage. The stems are topped with numerous double and semi-double daisies.

<b>'Mix' *SUMMER AVAILABILITY ONLY*</b> •Assorted orange, red, and yellow.	H8-12" W12-18"	Summer-Frost	○
<b>'Orange' *SUMMER AVAILABILITY ONLY*</b> •Vibrant, orange flowers, up to 2" across.	H8-12" W12-18"	Summer-Frost	○
<b>'Red' *SUMMER AVAILABILITY ONLY*</b> •Bright scarlet double flowers, up to 2" across.	H8-12" W12-18"	Summer-Frost	○
<b>'Yellow' *SUMMER AVAILABILITY ONLY*</b> •Bright yellow double flowers, up to 2" across.	H8-12" W12-18"	Summer-Frost	○

**Cuphea** Masses of unique flowers shower these colorful plants over a long season. Thrives in heat, tolerates drought and attracts hummingbirds.

<b>purpurea 'Firecracker'</b> •Compact with tubular flowers of scarlet petals and deep purple centers.	H10-14" W10-14"	Summer-Fall	○ ● ☪
---	--------------------	-------------	-------

**Dahlia** Dahlias have a compact, upright habit, that come from tissue-cultured stock for a more disease-free, uniform plant. Size varies up to 6' tall. Flowers are single or double. Plant in landscapes or containers. Generally grown as an annual, but tubers can be dug up after the first frost and stored over the winter.

**Hypnotica Series** Uniform flowering time all varieties. Grows large flowers on shorter stems, with heavy foliage.











<b>'Electric Pink'</b> •Bright pink	H12-18" W14-20"	Summer-Frost	○ ● ✂
<b>'Icarus' *New*</b> •Large, yellow petals with wide red tips.	H12-18" W14-20"	Summer-Frost	○ ● ☪ ☪ ✂
<b>'Lavender'</b> •Lavender	H12-18" W14-20"	Summer-Frost	○ ● ✂
<b>'Orange'</b> •Orange	H12-18" W14-20"	Summer-Frost	○ ● ✂
<b>'Red'</b> •Red	H12-18" W14-20"	Summer-Frost	○ ● ✂
<b>'Red Velvet'</b> •Dark red	H12-18" W14-20"	Summer-Frost	○ ● ✂
<b>'Rose Bicolor'</b> •Yellow with pink tips	H12-18" W14-20"	Summer-Frost	○ ● ✂
<b>'Tequila Sunrise'</b> •Yellow with red tips	H12-18" W14-20"	Summer-Frost	○ ● ✂
<b>'White'</b> •Solid white	H12-18" W14-20"	Summer-Frost	○ ● ✂
<b>'Yellow'</b> •Bright yellow	H12-18" W14-20"	Summer-Frost	○ ● ✂

**LEGEND:** ☪=Pollinator • ✂=Cut Flower • ☪=Drought Resistant • ☪=Deer Resistant  
▲=Native/Waterwise • ○=Full Sun • ◐=Part Sun • ●=Full Shade • H=Height • W=Width







**Mystic Series** Set apart from other Dahlia varieties by their fashionable, filigreed, deep mahogany to black foliage topped with vivid blooms. These are strong plants with a profusion of single blooms that do not require staking.

<b>'Dreamer'</b> •Soft pink and white striped blooms with an elegant dark central disc.	H18-32" W12-16"	Summer-Frost	 
<b>'Enchantment'</b> •Bright orange-red petals	H18-32" W12-16"	Summer-Frost	 
<b>'Haze'</b> •Light orange petals brushed with light yellow outwards from the eye.	H18-32" W12-16"	Summer-Frost	 
<b>'Illusion'</b> •Bright yellow.	H18-32" W12-16"	Summer-Frost	 
<b>'Sparkler'</b> •Hot flamingo-pink.	H18-32" W12-16"	Summer-Frost	 





**XXL Series** Very large-flowered with blooms boasting half a foot in diameter.

<b>'Cancun' *New*</b> •Large red flowers	H15-18" W12-18"	Summer-Frost	  
<b>'Durango'</b> •Fully-double, bright yellow blossoms.	H14-20" W14-18"	Summer-Frost	  
<b>'Ensenada' *New*</b> •Large pink flowers	H15-18" W12-18"	Summer-Frost	  
<b>'Hidalgo'</b> •Fully-double, coppery orange blossoms.	H14-20" W14-18"	Summer-Frost	  
<b>'Tabasco'</b> •Bright, reddish orange petals with yellow streaks.	H14-20" W14-18"	Summer - Frost	  
<b>'Taxco'</b> •Fully-double, deep maroon blossoms.	H14-20" W14-18"	Summer-Frost	  
<b>'Veracruz'</b> •Fully-double, white blossoms with pink tips.	H14-20" W14-18"	Summer-Frost	  

## Dorotheanthus





<b>bellidiformis 'Mezoo Trailing Red'</b> •Red flowers with variegated foliage. Succulent and mat forming, it has a dense, prostrate, free-branching and spreading habit. Loves heat.	H3-6" W6-12"	Foliage Plant Summer-Frost	 
--	-----------------	-------------------------------	--

**Euphorbia** Clouds of airy flowers with green foliage and upright habit. Blooms summer to fall.

<b>'Diamond Frost'</b> •White	H10-14" W10-14"	Summer-Frost	 
<b>'Diamond Mountain'</b> •White	H24-36" W24-36"	Summer-Frost	 

**Fuchsia** Wonderful flowers that bloom in the spring and continue throughout summer. Great in baskets and patio pots.

## Aretes Upright Series

<b>'Arroyo Grande'</b> •Red and white	H12-18" W12-18"	Spring-Summer	
<b>'Jollies Nantes'</b> •Red and purple	H12-18" W12-18"	Spring-Summer	
<b>'Jollies Reims'</b> •Purple and red	H12-18" W12-18"	Spring-Summer	
<b>'Rio Grande'</b> •White and violet	H12-18" W12-18"	Spring-Summer	

# PREMIUM ANNUALS



PERENNIAL  
FAVORITES

**Gazania (SUMMER AVAILABILITY ONLY)** Colorful sunrays burst atop leathery green leaves. Loves dry, sunny areas. Flowers close each night, to reopen at daybreak.

**Kiss Series (splendens)** Vigorous, uniformly mounded plants show off many flowers on short stems. Attractive foliage adds interest even when blooms are asleep. Plants love the heat.

<b>'Frosty Red' *SUMMER AVAILABILITY ONLY*</b> •Scarlet red	H8-10" W8-10"	Summer-Frost	○ ☀ ☹
<b>'Frosty White Flame' *SUMMER AVAILABILITY ONLY*</b> •White-rose bicolor.	H8-10" W8-10"	Summer-Frost	○ ☀ ☹
<b>'Mixed Colors' *SUMMER AVAILABILITY ONLY*</b> •Red, yellow, orange, white, and pink.	H8-10" W8-10"	Summer-Frost	○ ☀ ☹
<b>'Orange Flame' *SUMMER AVAILABILITY ONLY*</b> •Dark orange with light orange edges.	H8-10" W8-10"	Summer-Frost	○ ☀ ☹
<b>'Yellow' *SUMMER AVAILABILITY ONLY*</b> •Bright yellow flowers with yellow eye and bronze-tan spots.	H8-10" W8-10"	Summer-Frost	○ ☀ ☹

**Geranium** Easy to grow, colorful, and many add a lovely scent to the home.

**Calliope Series Interspecific Geranium** Hybrid with zonal-type flowers and leaves. They have outstanding flower color and growth habit. It is a vigorous grower with a mounding to semi-trailing growth habit.

<b>'Medium Crimson Flame'</b> •Intense bi-color flowers of dark red, edged in deep pink.	H14-18" W16-20"	Spring-Frost	○ ◐
<b>'Medium Dark Red'</b> •Dark red flowers	H14-18" W16-20"	Spring-Frost	○ ◐
<b>'Medium Deep Rose'</b> •Bright lavender pink.	H14-18" W16-20"	Spring-Frost	○ ◐
<b>'Medium Light Lavender' *New*</b> •Large, semi-double, light lavender flowers on extremely well-branched, vigorous, mounding plants. Self-cleaning flowers	H14-18" W16-20"	Spring-Frost	○ ◐
<b>'Medium Pink Flame'</b> •Pink with a darker pink eye zone.	H14-18" W16-20"	Spring-Frost	○ ◐
<b>'Medium Scarlet'</b> •Dark orange	H14-18" W16-20"	Spring-Frost	○ ◐
<b>'Medium White'</b> •Large, semi-double pure, white flowers.	H14-18" W16-20"	Spring-Frost	○ ◐

**Mojo Series Zonal Geranium** Mounding habit that is heat and drought tolerant.

<b>'Cranberry Splash'</b> •Dark velvet pink with deep red centers	H10-12" W10-12"	Summer	○ ◐
<b>'Dark Red'</b> •Dark velvet red	H10-12" W10-12"	Summer	○ ◐
<b>'Orange'</b> •Dark velvet orange	H10-12" W10-12"	Summer	○ ◐
<b>'Salmon'</b> •Dark salmon	H10-12" W10-12"	Summer	○ ◐
<b>'White'</b> •Bright white	H10-12" W10-12"	Summer	○ ◐

**Rocky Mountain Series Zonal Geranium** Easy to grow and are very showy in ground beds and containers with exceptionally large blooms.

<b>'Dark Red'</b> •Dark red blooms over dark green foliage.	H14-16" W14-16"	Spring-Frost	○ ◐
<b>'Lavender'</b> •Lavender	H14-16" W14-16"	Spring-Frost	○ ◐
<b>'Orange'</b> •Orange shades	H14-16" W14-16"	Spring-Frost	○ ◐

ANNUAL  
FAVORITES



<b>'Red'</b> •Red	H14-16" W14-16"	Spring-Frost	○ ●
<b>'Violet'</b> •Violet pink	H14-16" W14-16"	Spring-Frost	○ ●
<b>'White'</b> •Solid white	H14-16" W14-16"	Spring-Frost	○ ●
<b>Sarita Series Interspecific Geranium</b> 2011 Penn State Trials award winner as "Best Geranium". Many clusters of multiflorets, single flowers form the blooms. Dark green foliage.			
<b>'Dark Red'</b> •Dark red flowers	H14-16" W14-16"	Spring-Frost	○ ●
<b>'Fire'</b> •Fire red flowers that self clean.	H14-16" W14-16"	Spring-Frost	○ ●
<b>'Lilac Splash'</b> •Rich shades of pink lilac bicolor blooms.	H14-16" W14-16"	Spring-Frost	○ ●
<b>'Neon Sizzle'</b> •Deep pink with light pink tips and throat.	H14-16" W14-16"	Spring-Frost	○ ●
<b>'Punch'</b> •Hot pink with cherry red overtones.	H14-16" W14-16"	Spring-Frost	○ ●
<b>'Sunstar Red'</b> •Red lightly brushed with pale pink.	H14-16" W14-16"	Spring-Frost	○ ●
<b>Helichrysum</b> Velvety round foliage makes great accent plants. Semi-trailing habit makes it ideal for hanging baskets and containers. White is a more vigorous grower than Lemon. Cold tolerant. Don't over water.			
<b>italicum 'Silver Threads'</b> •Dwarf curry plant has scented foliage with a spreading habit. It is heat and drought tolerant. Soft silver foliage with low maintance.	H8-14" W6-14"	Spring-Frost	○
<b>petiolare 'Lemon Licorice'</b> •Pale lime foliage.	H8-12" W18-20"	Spring-Frost	○ ●
<b>petiolare 'White Licorice'</b> •Silvery white foliage.	H8-12" W18-20"	Spring-Frost	○ ●
<b>Heliotropium Heliotrope</b> Large clusters of vanilla scented flowers rise above the green foliage of this upright plant. Blooms early summer to fall. Heat tolerant. Great in containers or landscape.			
<b>arborescens 'Marino Blue'</b> •Dark violet with lavender centers.	H12-18" W12-18"	Late Spring-Frost	○ ●
<b>Hypoestes Polka Dot Plant</b> An evergreen tropical subshrub that has colorful spotted leaves. These plants will produce tiny lilac flowers but is grown for their foliage.			
<b>Hippo Series</b> Likes warm temperatures. Excellent shade tolerant foliage.			
<b>phyllostachya 'Pink'</b> •Light pink leaves with dark green speckles.	H16-22" W8-14"	Spring-Frost	● ●
<b>phyllostachya 'Red'</b> •Dark green leaves with red speckles.	H16-22" W8-14"	Spring-Frost	● ●
<b>phyllostachya 'Rose'</b> •Dark pink leaves with dark green speckles.	H16-22" W8-14"	Spring-Frost	● ●
<b>phyllostachya 'White'</b> •Dark green leaves with white speckles.	H16-22" W8-14"	Spring-Frost	● ●

# PREMIUM ANNUALS



PERENNIAL  
FAVORITES

**Impatiens** In full to partial shade gardens, impatiens grow more colorfully than a painter's palette. Carefree, they need no pinching, and in full shade, little watering.

**Beacon Series** This series offers high resistance to downy mildew and won't collapse due to this destructive disease. Ideal for landscape and mass plantings.

<b>'Bright Red'</b> •Red	H15-20" W12-14"	Spring-Frost	☉ ●
<b>'Orange'</b> •Bright orange	H15-20" W12-14"	Spring-Frost	☉ ●
<b>'Select Mix'</b> •Mix of bright colors	H15-20" W12-14"	Spring-Frost	☉ ●
<b>'Violet Shades'</b> •Dark violet-pink shades	H15-20" W12-14"	Spring-Frost	☉ ●
<b>'White'</b> •Bright white	H15-20" W12-14"	Spring-Frost	☉ ●

**Bounce Series** Amazing color for shade. Masses of beautiful blooms from spring to first frost. Disease resistant and best of all, will "bounce back" from a missed watering or two. Heat tolerant.

<b>'Bright Coral'</b> •Coral with a small pink center.	H14-20" W14-20"	Spring-Frost	☉ ●
<b>'Cherry'</b> •Cherry red	H14-20" W14-20"	Spring-Frost	☉ ●
<b>'Pink Flame'</b> •Bright pink bicolor.	H14-20" W14-20"	Spring-Frost	☉ ●
<b>'Violet'</b> •Violet pink	H14-20" W14-20"	Spring-Frost	☉ ●
<b>'White'</b> •Bright white with a small dark pink center.	H14-20" W14-20"	Spring-Frost	☉ ●

**Sunpatiens Series** Robust, sun-loving, heat-loving impatiens that thrive in full sun or part shade and deliver continuous color from spring through frost. Whether used in baskets, window boxes, patio pots or in the landscape, these beautiful plants combine massive flower power with tough, low-maintenance plants that flourish almost anywhere. Can be difficult to establish, extra watering required. Plant 4-8" apart to encourage better plant growth and a more uniform look in the landscape.

<b>'Blush Pink'</b> •Light pink.	H14-28" W14-24"	Spring-Frost	☉ ☉ ●
<b>'Compact Electric Orange'</b> •Solid orange.	H14-28" W14-24"	Spring-Frost	☉ ☉ ●
<b>'Compact Fire Red'</b> •Scarlet red blossoms against mounded, dark green, lush foliage.	H14-28" W14-24"	Spring-Frost	☉ ☉ ●
<b>'Compact Hot Coral'</b> •Bright coral with a pink eye.	H14-28" W14-24"	Spring-Frost	☉ ☉ ●
<b>'Compact Lilac'</b> •Solid lavender-pink.	H14-28" W14-24"	Spring-Frost	☉ ☉ ●
<b>'Compact Pink Candy'</b> •Two-toned pink with dark pink markings.	H14-28" W14-24"	Spring-Frost	☉ ☉ ●
<b>'Compact Purple'</b> •Dark purple	H14-28" W14-24"	Spring-Frost	☉ ☉ ●
<b>'Compact Royal Magenta'</b> •Deep purple-pink	H14-28" W14-24"	Spring-Frost	☉ ☉ ●
<b>'Compact White'</b> •Solid clear white.	H14-28" W14-24"	Spring-Frost	☉ ☉ ●

ANNUAL  
FAVORITES



**Ipomoea Sweet Potato Vine** Accent plant with large leaves and a vigorous growth habit. Performs well in landscape, baskets or containers but protect from cold. Heat lover.

<b>batatas 'Black Heart'</b> •Heart-shaped deep black-purple foliage	H6-12" W48-60"	Summer-Frost	○●
<b>batatas 'Marguerite'</b> •Chartreuse, heart-shaped foliage; exceptionally vigorous growth habit.	H4-10" W48-60"	Summer-Frost	○●
<b>Solar Power Series</b> Accent plant with large leaves and a mounding, vigorous growth habit. These are densely branched plants. Sun and heat lover.			
<b>'Black'</b> •Deep cut, with black, dark-veined foliage. Holds its color all summer.	H10-12" W24-36"	Summer-Frost	○●
<b>'Black Heart'</b> •Deep black coloration that stays true all summer. Very clean true heart-shaped leaf.	H10-12" W24-36"	Summer-Frost	○●
<b>'Lime'</b> •Deeply cut, brightly colored, lime-green foliage.	H10-12" W24-36"	Summer-Frost	○●
<b>'Lime Heart'</b> •Chartreuse-green foliage that holds its color and shape all summer. Has a slight lobe in the heart-shape of the foliage.	H10-12" W24-36"	Summer-Frost	○●
<b>'Red'</b> •Bronze with cut, red-veined leaves.	H10-12" W24-36"	Summer-Frost	○●
<b>'Red Heart'</b> •Deep red color all summer. Clean, true, heart-shaped leaves.	H10-12" W24-36"	Summer-Frost	○●

**Solar Tower Series** First ever self-climbing Ipomea. Climbs very quickly. Ideal for use with a trellis, as a topiary or on a vertical wall planting. Low maintenance.

<b>'Black'</b> •Dark, deeply cut, purple-black leaves.	H48-84" W36-48"	Summer-Frost	○
<b>'Lime'</b> •Deeply cut, brightly colored lime green foliage.	H48-84" W36-48"	Summer-Frost	○

**Sweet Caroline Series (batatas)** More compact and less vigorous than regular Ipomoea. Excellent heat tolerance. This variety has a mounding, trailing habit. Will not take over containers.

<b>'Bewitched After Midnight'</b> •Black to purple foliage.	H10-16" W18-30"	Summer-Frost	○●●
<b>'Bewitched Green With Envy'</b> •Chartreuse-green foliage.	H10-16" W18-30"	Summer-Frost	○●●
<b>'Medusa' *New*</b> •Excellent heat tolerance and good vigor. This variety features unique crown shaped, green, many fingered foliage that overlap. Mounded, less trailing.	H6-12" W18-30"	Summer-Frost	○●●

**Lantana Tickberry** Mounding habit with vibrant cluster blooms. Great summer color. Heat and sun lover.

**Lucky Series** Plants stay upright with a controlled habit all season. Ideal for small-space gardens and containers.

<b>'Flame'</b> •Emerges first as golden yellow, then fades to orange and red flower clusters.	H12-16" W12-14"	Spring-Frost	○☼☼
<b>'Lavender'</b> •Lavender pink and light yellow to white.	H12-16" W12-14"	Spring-Frost	○☼☼
<b>'Red'</b> •Gold, orange and dark velvety red.	H12-16" W12-14"	Spring-Frost	○☼☼
<b>'Sunrise Rose'</b> •Clusters of yellow, orange and medium pink flowers.	H12-16" W12-14"	Spring-Frost	○☼☼
<b>'White'</b> •Clusters of white with yellow centers.	H12-16" W12-14"	Spring-Frost	○☼☼
<b>'Yellow'</b> •Bright solid yellow.	H12-16" W12-14"	Spring-Frost	○☼☼

# PREMIUM ANNUALS



PERENNIAL  
FAVORITES


**Lobelia** Delicate foliage covered with airy, three-petal, fan-shaped blooms. Compact mounding to trailing habits.

ANNUAL FAVORITES	<b>erinus 'Crystal Palace' *New*</b> •The leaves are bronze-tipped in part shade, intensifying in full sun and topped with masses of rich dark blue flowers. Mounding habit.	H4-6" W6-8"	Spring-Frost	○ ●
	<b>Magadi Series</b> Market leader for heat tolerance, this versatile series offers brilliant colors and different habits with strong performance. Basket varieties have a semi-trailing habit; all others are more mounding.			
	<b>'Basket Dark Blue'</b> •Blue-violet flowers over dark green foliage. Trailing habit great for baskets or containers.	H6-10" W8-12"	Spring-Frost	○ ●
	<b>'Basket Dark Purple'</b> •Dark purple flowers over dark green foliage. Trailing habit great for baskets or containers.	H6-10" W8-12"	Spring-Frost	○ ●
	<b>'Basket White'</b> •Pure white flowers over dark green foliage. Trailing habit great for baskets or containers.	H6-10" W8-12"	Spring-Frost	○ ●
	<b>'Dark Blue'</b> •Blue-Violet	H6-10" W8-12"	Spring-Frost	○ ●
	<b>'Electric Blue'</b> •Trailing azure-blue flowers with no deadheading.	H6-10" W8-12"	Spring-Frost	○ ●
	<b>'Electric Purple'</b> •Bright violet-purple with a white center.	H6-10" W8-12"	Spring-Frost	○ ●
	<b>'White'</b> •Pure white	H6-10" W8-12"	Spring-Frost	○ ●
	<b>Techno Series</b> Bred to withstand the hottest summer temperatures while blooming nonstop. Low maintenance, mounding semi-upright growth habit with dark green foliage.			
<b>'Upright Blue'</b> •Blue	H8-12" W16-20"	Spring-Frost	○ ● ✈️ 🐇	
<b>'Upright Light Blue'</b> •Light blue	H8-12" W16-20"	Spring-Frost	○ ● ✈️ 🐇	
<b>'Upright Purple'</b> •Bright purple with a dark center.	H8-12" W16-20"	Spring-Frost	○ ● ✈️ 🐇	
<b>'Upright White'</b> •Solid white	H8-12" W16-20"	Spring-Frost	○ ● ✈️ 🐇	
<b>Riviera Series (erinus) (SUMMER AVAILABILITY ONLY)</b> Dwarf, vigorous series blooms very early and profusely. Plants keep their compact, mounded habit, making them ideal for gardens, color bowls and containers.				
<b>'Blue Eyes' *SUMMER AVAILABILITY ONLY*</b> •Blue with white center.	H4-6" W6-8"	Spring-Frost	○ ● 🐇	
<b>'Mix' *SUMMER AVAILABILITY ONLY*</b> •Mix of white, lilac, and rose.	H4-6" W6-8"	Spring-Frost	○ ● 🐇	
<b>'Rose' *SUMMER AVAILABILITY ONLY*</b> •Magenta-pink blooms with white eyes.	H4-6" W6-8"	Spring-Frost	○ ● 🐇	
<b>'White' *SUMMER AVAILABILITY ONLY*</b> •Solid, bright white.	H4-6" W6-8"	Spring-Frost	○ ● 🐇	

**LEGEND:** 🦋=Pollinator • ✂️=Cut Flower • 🌵=Drought Resistant • 🐇=Deer Resistant  
 ▲=Native/Waterwise • ○=Full Sun • ◐=Part Sun • ●=Full Shade • H=Height • W=Width



**Lobularia *Allysum*** Covered with fragrant, small flowers. Heat and frost tolerant.

<b>'Snow Princess'</b> •Solid white	H10-16" W24-48"	Spring-Frost	    
--	--------------------	--------------	--

**Stream Series** Honey scented. Heat tolerant. Mounding habit.

<b>'Lavender' *New*</b> •Fragrant lavender purple blooms.	H8-12" W12-15"	Spring-Frost	    
--	-------------------	--------------	--

<b>'Lilac' *New*</b> •Lavender shades	H8-12" W12-15"	Spring-Frost	    
--	-------------------	--------------	--




<b>'Purple Improved' *New*</b> •Dark purple blooms that don't fade in the sun	H8-12" W12-15"	Spring-Frost	    
--	-------------------	--------------	--




<b>'Snow White' *New*</b> •White	H8-12" W12-15"	Spring-Frost	    
-------------------------------------	-------------------	--------------	--




**Lotus** Accent plant has silvery-grey, needle-like foliage. Unique flowers resemble parrot beaks. Needs cool night temperatures below 55 degrees to induce blooms.

<b>'Amazon Sunset'</b> •Silvery green carpet with an orange-red flower.	H6-8" W10-12"	Spring-Frost	 
--	------------------	--------------	---

**Lysimachia**




<b>congestiflora 'Persian Chocolate' *New*</b> •Mass of small purple leaves and abundant golden yellow, bell-shaped flowers. As a ground cover, it's useful on slopes as well as in containers. Fast grower with showy flowers and showy foliage.	H2-4" W12-36"	Summer	  
--	------------------	--------	---




<b>nummularia 'Aurea Goldilocks'</b> •Yellow foliage	H2-4" W12-24"	Summer	  
---	------------------	--------	--




<b>nummularia 'Sunburst' *New*</b> •Dark green foliage with yellow flowers. Trailing habit.	H2-4" W36-40"	Summer	  
--	------------------	--------	---




**Marigold (SUMMER AVAILABILITY ONLY)** Marigolds have daisy-like or double, carnation-like flowerheads and are produced singly or in clusters. No annual is more cheerful or easier to grow than marigolds.




**Durango Series (patula)** Ever popular, sun-loving and easily grown. The finely cut foliage has a distinctive scent. Blooms are large Anemone-type producing large quantities of color the entire season.

<b>'Bolero' *SUMMER AVAILABILITY ONLY*</b> •Yellow and red.	H10-12" W6-8"	Spring-Frost	  
--	------------------	--------------	---




<b>'Mix' *SUMMER AVAILABILITY ONLY*</b> •Orange, red, and yellow.	H10-12" W6-8"	Spring-Frost	  
--	------------------	--------------	---

<b>'Orange' *SUMMER AVAILABILITY ONLY*</b> •Solid orange.	H10-12" W6-8"	Spring-Frost	  
--	------------------	--------------	---

<b>'Red' *SUMMER AVAILABILITY ONLY*</b> •Bold brick red.	H10-12" W6-8"	Spring-Frost	  
---	------------------	--------------	---

<b>'Yellow' *SUMMER AVAILABILITY ONLY*</b> •Bright solid yellow.	H10-12" W6-8"	Spring-Frost	  
---	------------------	--------------	---

**Mecardonia** Small green leaves are covered with yellow Nemesis-like flowers; excellent heat tolerance. Low maintenance landscape plant is also great in baskets and containers due to its trailing habit.

<b>'GoldDust'</b> •Solid bright yellow.	H2-6" W16-20"	Spring-Frost	  
--	------------------	--------------	---

# PREMIUM ANNUALS



PERENNIAL  
FAVORITES

ANNUAL  
FAVORITES

**Nemesia** Scented, snapdragon-like flowers have yellow centers. The blooms rise above branched stems, on narrow green leaves. Frost tolerant, early spring color, some heat tolerance.

**Nesia Series** Striking full clusters of brightly colored, lightly fragrant flowers

<b>'Burgundy' *New*</b> •Compact, mounded growth of large bright burgundy flowers.	H14-16" W10-12"	Late Spring-Early Autumn	○ ♀
<b>'Dark Blue' *New*</b> •Compact large, intense dark blue flowers.	H14-16" W10-12"	Late Spring-Early Autumn	○ ♀
<b>'White' *New*</b> •Large white flowers with a yellow throat. Compact, mounded growth.	H14-16" W10-12"	Late Spring-Early Autumn	○ ♀
<b>'Yellow' *New*</b> •Large yellow flowers with a brush of purple. Compact, mounded growth.	H14-16" W10-12"	Late Spring-Early Autumn	○ ♀

**Osteospermum African Daisy** Large daisy flowers, plant has a compact growth habit is an early spring bloomers. Blooming slows in high heat but flowers will return with cooler weather. They don't like 'wet-feet'.

<b>'Voltage White'</b> •White with a yellow center and pale yellow undersides.	H12-18" W14-20"	Late Spring-Frost	○ ♀ ☼
<b>'Voltage Yellow'</b> •Bright yellow	H10-16" W24-28"	Late Spring-Frost	○ ♀ ☼

**4D Series (ecklonis)** This true double flower stays open all day and night for high-impact displays of color. Works great in hanging baskets, containers and gardens.

<b>'Berry White'</b> •White with a rose center.	H8-12" W12-16"	Late Spring-Frost	○ ☼
<b>'Harvest Moon'</b> •Pale moon-yellow outer petals with a dark brown center.	H8-12" W12-16"	Late Spring-Frost	○ ☼
<b>'Purple'</b> •Two-toned purple is light on the outer edge and shade darker in the center.	H8-12" W12-16"	Late Spring-Frost	○ ☼
<b>'Yellow' *New*</b> •Bright flowers stay open 24/7. Double yellow flowers.	H8-12" W12-16"	Spring-Summer	○ ☼

**Flower Power Series (ecklonis)** Early-to-flower series with a more mounded habit. Works great in containers, and landscape. Petals are uniquely spooned shaped.

<b>'Spider Pink'</b> •The 'spoons' are dark pink on the inside and light pink on the outside with a dark center.	H10-14" W14-20"	Spring-Frost	○ ♀ ☼
<b>'Spider Purple'</b> •Dark purple flowers with a darker center.	H10-14" W14-20"	Spring-Frost	○ ♀ ☼
<b>'Spider White'</b> •White petals with light purple on the reverse side and a darker center.	H10-14" W14-20"	Spring-Frost	○ ♀ ☼

**Zion Series (ecklonis)** Inspired by the colors of Zion National Park in Utah, this series features distinctive novel colors. Large flowers on plants with an upright habit. Heat and frost tolerant.

<b>'Blue Denim'</b> •Silvery blue flowers with black eyes and violet tips.	H16-20" W16-24"	Late Spring-Frost	○ ♀ ☼
<b>'Copper Amethyst'</b> •Dark purple to orange.	H16-20" W16-24"	Late Spring-Frost	○ ♀ ☼
<b>'Morning Sun' *New*</b> • Large, bright yellow with a purple eyezone. Upright habit. Heat tolerant.	H16-20" W16-24"	Spring-Autumn	○ ♀ ☼
<b>'Purple Sun'</b> •Light orange petals with a brushed on purple eye zone. Unique brilliant earth tones	H16-20" W16-24"	Late Spring-Frost	○ ♀ ☼
<b>'Red'</b> •Solid dark red.	H16-20" W16-24"	Late Spring-Frost	○ ♀ ☼





**Pansy** Low maintenance and frost tolerant. Great in landscapes and containers for spring or fall.

<b>'Black' *SPRING AVAILABILITY*</b> •Pure black with a tiny yellow eye.	H6-8" W8-10"	Early Spring/Fall Zone 6(-10°)	○ ● ●
<b>Matrix Series</b> Plants are compact with a well branched mounding habit.			
<b>'Autumn Blaze Mix' *FALL AVAILABILITY ONLY*</b> •Burgundy, orange, and yellow.	H6-8" W8-10"	Early Spring/Fall Zone 6(-10°)	○ ● ●
<b>'Blotch Mix' *SPRING AND FALL AVAILABILITY*</b> •Mix with dark centers.	H6-8" W8-10"	Early Spring/Fall Zone 6(-10°)	○ ● ●
<b>'Blue Blotch' *SPRING AND FALL AVAILABILITY*</b> •Deep blue with a dark center.	H6-8" W8-10"	Early Spring/Fall Zone 6(-10°)	○ ● ●
<b>'Citrus Mix' *SPRING AND FALL AVAILABILITY*</b> •Orange, yellow and white.	H6-8" W8-10"	Early Spring/Fall Zone 6(-10°)	○ ● ●
<b>'Clear Mix' *SPRING AND FALL AVAILABILITY*</b> •Solid colors mix.	H6-8" W8-10"	Early Spring/Fall Zone 6(-10°)	○ ● ●
<b>'Halloween Mix' *FALL AVAILABILITY ONLY*</b> •Orange and black.	H6-8" W8-10"	Early Spring/Fall Zone 6(-10°)	○ ● ●
<b>'Midnight Glow' *SPRING AND FALL AVAILABILITY*</b> •Dark purple with a yellow center.	H6-8" W8-10"	Early Spring/Fall Zone 6(-10°)	○ ● ●
<b>'Morpheus' *SPRING AND FALL AVAILABILITY*</b> •Yellow with a purple wing.	H6-8" W8-10"	Early Spring/Fall Zone 6(-10°)	○ ● ●
<b>'Ocean' *SPRING AND FALL AVAILABILITY*</b> •Light purple with a dark center.	H6-8" W8-10"	Early Spring/Fall Zone 6(-10°)	○ ● ●
<b>'Orange' *SPRING AND FALL AVAILABILITY*</b> •Solid orange	H6-8" W8-10"	Early Spring/Fall Zone 6(-10°)	○ ● ●
<b>'Pastel Mix' *SPRING AND FALL AVAILABILITY*</b> •Pastel colors mix.	H6-8" W8-10"	Early Spring/Fall Zone 6(-10°)	○ ● ●
<b>'Pink Shades' *SPRING AND FALL AVAILABILITY*</b> •Pink shades with dark centers.	H6-8" W8-10"	Early Spring/Fall Zone 6(-10°)	○ ● ●
<b>'Primrose' *SPRING AND FALL AVAILABILITY*</b> •Medium light yellow	H6-8" W8-10"	Early Spring/Fall Zone 6(-10°)	○ ● ●
<b>'Purple' *SPRING AND FALL AVAILABILITY*</b> •Purple with a small yellow center and dark purple veining.	H6-8" W8-10"	Early Spring/Fall Zone 6(-10°)	○ ● ●
<b>'Red Blotch' *SPRING AND FALL AVAILABILITY*</b> •Large red flowers with a dark burgundy center.	H6-8" W8-10"	Early Spring/Fall Zone 6(-10°)	○ ● ●
<b>'Rose' *SPRING AND FALL AVAILABILITY*</b> •Rose red with a tiny yellow eye.	H6-8" W8-10"	Early Spring/Fall Zone 6(-10°)	○ ● ●
<b>'Rose Wing' *SPRING AND FALL AVAILABILITY*</b> •White with a dark center and a rose wing.	H6-8" W8-10"	Early Spring/Fall Zone 6(-10°)	○ ● ●
<b>'Solar Flare' *SPRING AND FALL AVAILABILITY*</b> •Orange, yellow with a dark center.	H6-8" W8-10"	Early Spring/Fall Zone 6(-10°)	○ ● ●
<b>'Sunrise' *SPRING AND FALL AVAILABILITY*</b> •Shades of pinks and yellows with a dark center.	H6-8" W8-10"	Early Spring/Fall Zone 6(-10°)	○ ● ●
<b>'True Blue' *SPRING AND FALL AVAILABILITY*</b> •Blue with a small yellow center and darker blue veining.	H6-8" W8-10"	Early Spring/Fall Zone 6(-10°)	○ ● ●
<b>'White' *SPRING AND FALL AVAILABILITY*</b> •Solid white with a tiny yellow center.	H6-8" W8-10"	Early Spring/Fall Zone 6(-10°)	○ ● ●
<b>'White Blotch' *SPRING AND FALL AVAILABILITY*</b> •White with a dark center.	H6-8" W8-10"	Early Spring/Fall Zone 6(-10°)	○ ● ●
<b>'Yellow' *SPRING AND FALL AVAILABILITY*</b> •Solid bright yellow.	H6-8" W8-10"	Early Spring/Fall Zone 6(-10°)	○ ● ●
<b>'Yellow Blotch' *SPRING AND FALL AVAILABILITY*</b> •Yellow with a dark center.	H6-8" W8-10"	Early Spring/Fall Zone 6(-10°)	○ ● ●

# PREMIUM ANNUALS



PERENNIAL  
FAVORITES

## Pepper; See Capsicum

**Perilla** Foliage plant that is heat and cold tolerant. Extremely well branched. Fast and vigorous growth.

### Magilla Series (*frutescens*)

<b>'Purple'</b> •Showy maroon-purple Coleus-like foliage with a bright pink leaf center.	H24-36" W12-18"	Summer-Frost	○ ● ●
---	--------------------	--------------	-------

### Petunia Trumpet-shaped flowers.

**Cascadia Series** Low, spreading growth habits and flowers produced all along the trailing stems.

<b>'Indian Summer'</b> •Orange and pink blooms.	H6-10" W12-36"	Spring-Frost Zone 6(-10°)	○ ● ♀
--	-------------------	------------------------------	-------

**Easy Wave Series (SUMMER AVAILABILITY ONLY)** Super fast growing, easy care, spreading, trailing and blooms.

<b>'Blue' *SUMMER AVAILABILITY*</b> •Dark blue	H6-12" W30-40"	Early Spring-Early Fall	○ ♀ ⚡
<b>'Burgundy Velour' *SUMMER AVAILABILITY*</b> •Burgundy with a black eye zone	H6-12" W30-40"	Early Spring-Early Fall	○ ♀ ⚡
<b>'Formula Mix' *SUMMER AVAILABILITY*</b> •Mix of bright solid colors	H6-12" W30-40"	Early Spring-Early Fall	○ ♀ ⚡
<b>'Pink' *SUMMER AVAILABILITY*</b> •Pink	H6-12" W30-40"	Early Spring-Early Fall	○ ♀ ⚡
<b>'Red' *SUMMER AVAILABILITY*</b> •Bright red	H6-12" W30-40"	Early Spring-Early Fall	○ ♀ ⚡
<b>'Violet' *SUMMER AVAILABILITY*</b> •Violet	H6-12" W30-40"	Early Spring-Early Fall	○ ♀ ⚡
<b>'White' *SUMMER AVAILABILITY*</b> •Solid white with a light green center.	H6-12" W30-40"	Early Spring-Early Fall	○ ♀ ⚡
<b>'Yellow' *SUMMER AVAILABILITY*</b> •Yellow edged in a lighter yellow to white margin.	H6-12" W30-40"	Early Spring-Early Fall	○ ♀ ⚡

**Hippy Chick Series** Unique bloom shape and bright color make it stand out. Semi trailing habit.

<b>'Violet' *New*</b> •Violet purple rimmed in white.	H4-6" W16-20"	Spring-Frost	○ ♀ ⚡
--	------------------	--------------	-------

**Headliner Series** This mounded petunia series offers early flowering with a dramatic color range.

<b>'Electric Purple Sky'</b> •Purple splotted with white.	H10-16" W20-30"	Spring-Frost	○ ♀ ⚡
<b>'Night Sky'</b> •Dark violet blooms splotted with white.	H10-16" W20-30"	Spring-Frost	○ ♀ ⚡
<b>'Pink Sky'</b> •Dark pink blooms splotted with white.	H10-16" W20-30"	Spring-Frost	○ ♀ ⚡
<b>'Raspberry Star'</b> •A bicolor white and dark pink bloom.	H10-16" W20-30"	Spring-Frost	○ ♀ ⚡

**Ray Series** Mounding habit. Large, showy flowers. Semi trailing. Better performance.

<b>'Baroque Pink' *New*</b> •Pink with white throat.	H14-18" W14-18"	Spring-Frost	○ ♀
<b>'Black' *New*</b> •Solid black	H14-18" W14-18"	Spring-Frost	○ ♀
<b>'Blue Improved' *New*</b> •Rich dark blue with a black throat.	H14-18" W14-18"	Spring-Frost	○ ♀
<b>'Bordeaux' *New*</b> •Red with a darker eye zone and a green throat.	H14-18" W14-18"	Spring-Frost	○ ♀
<b>'Classic Blue' *New*</b> •Medium blue with a white throat.	H14-18" W14-18"	Spring-Frost	○ ♀
<b>'Pistachio Cream' *New*</b> •Light creamy green with a darker green edge.	H14-18" W14-18"	Spring-Frost	○ ♀

ANNUAL  
FAVORITES



<b>'Purple' *New*</b> •Solid pinkish purple.	H14-18" W14-18"	Spring-Frost	○ ♀
<b>'Purple Vein' *New*</b> •Violet with dark purple veins.	H14-18" W14-18"	Spring-Frost	○ ♀
<b>'Red Improved' *New*</b> •Red with a darker throat.	H14-18" W14-18"	Spring-Frost	○ ♀
<b>'Sunshine' *New*</b> •Yellow with a wide white margin.	H14-18" W14-18"	Spring-Frost	○ ♀
<b>'White' *New*</b> •White with light green veining and throat.	H14-18" W14-18"	Spring-Frost	○ ♀
<b>Supertunias Series</b> Dense habit and fragrant blooms that appear non-stop from late spring to frost. Proven Winners.			
<b>'Black Cherry'</b> •Dark red with black centers.	H6-12" W18-24"	Spring-Frost	○ ♀ ⊕
<b>'Blue Skies'</b> •Medium sky blue	H6-12" W18-24"	Spring-Frost	○ ♀ ⊕
<b>'Bordeaux'</b> •Pale pink with purple veining.	H6-12" W18-24"	Spring-Frost	○ ♀ ⊕
<b>'Honey'</b> •Pink and yellow	H6-12" W18-24"	Spring-Frost	○ ♀ ⊕
<b>'Limoncello'</b> •Lemon-yellow with dark center.	H6-12" W18-24"	Spring-Frost	○ ♀ ⊕
<b>'Really Red'</b> •Deep red	H6-12" W18-24"	Spring-Frost	○ ♀ ⊕
<b>'Royal Magenta'</b> •Dark magenta with a dark eye.	H6-12" W18-24"	Spring-Frost	○ ♀ ⊕
<b>'Royal Velvet'</b> •Royal purple	H6-12" W18-24"	Spring-Frost	○ ♀ ⊕
<b>'Vista Bubblegum'</b> •Pretty bubblegum pink, very vigorous habit.	H12-24" W24-37"	Spring-Frost	○ ♀ ⊕
<b>'Vista Fuchsia'</b> •Dark pink, very vigorous habit.	H12-24" W24-38"	Spring-Frost	○ ♀ ⊕
<b>'Vista Paradise'</b> •Watermelon pink with salmon-pink undertones, very vigorous habit.	H12-24" W24-38"	Spring-Frost	○ ♀ ⊕
<b>'Vista Silverberry'</b> •Very pale pink with darker veining, very vigorous habit.	H12-24" W24-38"	Spring-Frost	○ ♀ ⊕
<b>'Vista Snowdrift'</b> •Bright white with lime green center and main veins.	H12-24" W24-36"	Spring-Frost	○ ♀ ⊕
<b>'White'</b> •Pure white	H6-12" W18-24"	Spring-Frost	○ ♀ ⊕
<b>Supertunia Mini Vista Series</b> Maintenance free creating a dense habit and fragrant blooms all summer. Proven Winners.			
<b>'Indigo'</b> •Violet-blue	H6-12" W18-24"	Spring-Frost	○ ♀ ⊕
<b>'Morning Glory'</b> •Dark violet with a white center.	H6-12" W18-24"	Spring-Frost	○ ♀ ⊕
<b>'Pink Star'</b> •Pink with wide white stripes.	H6-12" W18-24"	Spring-Frost	○ ♀ ⊕
<b>'Sangria'</b> •Dark pink with darker pink veining and a deep purple eye.	H6-12" W18-24"	Spring-Frost	○ ♀ ⊕
<b>'Violet Star'</b> •White with a dark, wide purple star.	H6-12" W18-24"	Spring-Frost	○ ♀ ⊕
<b>'White'</b> •White with pale green throat and veining.	H6-12" W18-24"	Spring-Frost	○ ♀ ⊕

# PREMIUM ANNUALS



PERENNIAL  
FAVORITES

**Phlox** Large, lightly scented blooms cover mounding to cascading plants. They love to grow cool but are also very heat and drought tolerant. Performs well in landscapes, baskets, and containers.

**Phlox Gisele Series** Bred for reliable rooting, heat tolerant and large, attractive flower clusters. Has a mounding, trailing habit.

<b>'Hot Pink'</b> •Hot pink with a brushed white eye.	H10-12" W14-18"	Spring-Frost	○ ● ♣
<b>'Light Pink with Eye' *New*</b> •Light pink with red eye.	H10-12" W14-18"	Spring-Frost	○ ● ♣
<b>'Light Violet'</b> •Light violet	H10-12" W14-18"	Spring-Frost	○ ● ♣
<b>'Purple' *New*</b> •Purple	H10-12" W14-18"	Spring-Frost	○ ● ♣
<b>'Red' *New*</b> •Red	H10-12" W14-18"	Spring-Frost	○ ● ♣
<b>'White'</b> •White	H10-12" W14-18"	Spring-Frost	○ ● ♣

**Intensia Series** Early spring through autumn, mid-height plants for hanging baskets and containers.

<b>'Blueberry'</b> •Blue with a purple eye.	H8-12" W8-12"	Spring-Frost	○ ● ♣
<b>'Red Hot'</b> •Solid red.	H8-12" W8-12"	Spring-Frost	○ ● ♣

**Plectranthus** Long, trailing stems in variegated green and white foliage.

<b>coleoides 'Variegata'</b> •Variegated green with small white margins.	H6-8" W12-18"	Spring-Frost	○ ● ♣
---	------------------	--------------	-------

**Portulaca** This accent plant cascades fountain-like from baskets, containers or as a ground cover.

**Rio Grande Series** (oleracea) These are well-matched in vigor, controlled habit and good branching. Exceptionally large flowers in a vibrant range of core colors. Rugged performer thrives in heat and keeps flowering all summer.

<b>'Magenta'</b> •Vibrant deep pink.	H2-6" W9-12"	Summer-Frost	○ ♣ 🦋
<b>'Orange'</b> •Bright orange	H2-6" W9-12"	Summer-Frost	○ ♣ 🦋
<b>'Scarlet'</b> •Dark orange-red.	H2-6" W9-12"	Summer-Frost	○ ♣ 🦋
<b>'White'</b> •Solid white	H2-6" W9-12"	Summer-Frost	○ ♣ 🦋
<b>'Yellow'</b> •Vibrant electric yellow.	H2-6" W9-12"	Summer-Frost	○ ♣ 🦋

**Salvia Sage** Large and diverse group of hardy and tender perennials, annuals, and herbs. Fairly drought tolerant. Bright tubular flowers form whorled spikes. Foliage is usually aromatic.

<b>farinacea 'Victoria Blue' *606 SUMMER AVAILABILITY ONLY*</b> •Intense blue flowers that rest on a compact plant on narrow grey-green leaves.	H14-18" W12-18"	Summer-Frost	○ 🦋 ♣
<b>farinacea 'Victoria White' *SUMMER AVAILABILITY ONLY*</b> •Pure white flowers that rest on a compact plant of narrow grey-green leaves.	H16-20" W12-18"	Summer-Fall	○ 🦋 ♣
<b>greggii 'Hot Lips'</b> •Bicolor red and white.	H30-36" W18-24"	Early Summer-Frost	○ 🦋 ♣
<b>guarantica 'Black and Blue'</b> •Bushy, upright plant is free branching. Dark green, slightly hairy leaves with tubular dark purple flowers.	H18-30" W12-18"	Early Summer-Frost	○ 🦋
<b>'Wendy's Wish'</b> •Deep green foliage has a well-branching habit producing dark pink flowers.	H30-36" W24-36"	Spring-Summer	○ 🦋

ANNUAL  
FAVORITES



**Heatwave Series (microphylla x)** Mass display of intense colored flowers on a compact shrub-like plant. Foliage is very aromatic.

<b>'Blast'</b> •Salmon pink.	H24-36" W24-36"	Spring-Frost	○ ♀ ☼
<b>'Blaze'</b> •Dark crimson.	H24-36" W24-36"	Spring-Frost	○ ♀ ☼
<b>'Breeze'</b> •Violet purple.	H24-36" W24-36"	Spring-Frost	○ ♀ ☼
<b>'Glimmer'</b> •Creamy white petals grow on purple stems.	H24-36" W24-36"	Spring-Frost	○ ♀ ☼
<b>'Glitter'</b> •Vivid pink.	H24-36" W24-36"	Spring-Frost	○ ♀ ☼
<b>'Sparkle'</b> •Deep pink with a white throat.	H24-36" W24-36"	Spring-Frost	○ ♀ ☼

**Sanvitalia Creeping Zinnia** Great for ground covers and small to mid-size containers. Bright flowers bloom continuously; very heat tolerant.

<b>speciosa 'Sunbini'</b> •Larger golden yellow flowers and uniform mounding habit. Drought tolerant and low maintenance.	H6-10" W12-18"	Summer-Frost	○ ♀
--	-------------------	--------------	-----

**Scaevola Fan Flower** Fan-shaped flowers on serrated, oval, dark green leaves. Heat tolerant and easy to maintain. Great in the landscape and containers.

<b>aemula 'Whirlwind Blue'</b> •Dark royal blue	H8-14" W18-24"	Late Spring-Frost	○ ☼ ♀
<b>aemula 'Whirlwind Pink'</b> •Pink	H8-14" W18-24"	Late Spring-Frost	○ ☼ ♀
<b>aemula 'Whirlwind White'</b> •White	H8-14" W18-24"	Late Spring-Frost	○ ☼ ♀

**Senecio Dusty Miller** Bushy, uniform plants. Great foliage plants as accents in gardens, landscapes, and containers.

<b>candicans 'Angel Wings' *New*</b> •Huge, grayish white foliage that forms a tight mound.	H10-12" W10-12"	Foliage plant	○ ◐ ♀
<b>cineraria 'Silverdust'</b> •Finely cut, silvery white, velvety leaves.	H8-12" W8-10"	Foliage Plant	○ ◐

**Solenostemon; See Coleus**

**Stock (Matthiola)**

**Hot Cakes Series**

<b>'Hot Rose' *SPRING AND FALL AVAILABILITY*</b> •Rose	H10-16" W6-8"	Early Spring-Frost	○
<b>'Formula Mix' *SPRING AND FALL AVAILABILITY*</b> •Burgundy, purple, pink, and white double flowers.	H10-16" W6-8"	Early Spring-Frost	○
<b>'Pink' *SPRING AND FALL AVAILABILITY*</b> •Pink double flowers.	H10-16" W6-8"	Early Spring-Frost	○
<b>'Purple' *SPRING AND FALL AVAILABILITY*</b> •Purple double flowers.	H10-16" W6-8"	Early Spring-Frost	○
<b>'White' *SPRING AND FALL AVAILABILITY*</b> •White double flowers.	H10-16" W6-8"	Early Spring-Frost	○

# PREMIUM ANNUALS



PERENNIAL  
FAVORITES

**Sutera (Bacopa)** Trailing/cascading plant is covered with five-petal blooms. Does best in cool weather.

**Hybrid Scopia Series** Relatively fine foliage sets this series apart from other garden plants with less refined foliage.

<b>'Guliver Blue'</b> •Dark blue	H4-8" W12-18"	Early Spring-Frost	○ ● ☼
<b>'Guliver Pink'</b> •Pink	H4-8" W12-18"	Early Spring-Frost	○ ● ☼
<b>'Guliver White'</b> •White	H4-8" W12-18"	Early Spring-Frost	○ ● ☼

**Snowstorm Series** Expect a rapid growth rate and improved summer heat tolerance with this series.

<b>'Giant Snowflake'</b> •Crisp, clean white flowers that are larger than other white varieties.	H4-8" W20-36"	Spring-Frost	○ ● ☼
---	------------------	--------------	-------

**Torenia** Bicolor snapdragon-like flower. Semi-trailing habit. Great heat tolerance.

**Catalina Series** More compact habit with oversized bicolor blooms. Shade lover.

<b>'Gilded Grape'</b> •Yellow with a dark purple throat.	H8-16" W8-10"	Summer-Frost	○ ● ☼
<b>'Midnight Blue'</b> •Dark blue with a yellow and pale blue throat.	H8-16" W8-10"	Summer-Frost	○ ● ☼
<b>'Pink'</b> •Pink and light pink bicolor.	H8-16" W8-10"	Summer-Frost	○ ● ☼
<b>'White Linen'</b> •White with a yellow throat.	H8-16" W8-10"	Summer-Frost	○ ● ☼

**Tradescantia Spiderwort** Makes a good ground cover for difficult, dry areas or even an indoor plant.

<b>pallida purpurea 'Purple Heart' (Purple Queen) Wandering Jew</b> •Dark purple foliage with light pink flowers.	H12-18" W12-18"	Summer-Frost	○ ● ☼
--	--------------------	--------------	-------

**Verbena** Verbena is a spreading plant ideal for cascading over retaining walls, pots, baskets, and window boxes. As long as the soil is extremely well drained, verbena will produce countless clusters of small blooms all season.

<b>bonariensis 'Little One'</b> •Upright, dwarf form. Pinkish purple buds open to show pink flowers that fade to off-white.	H18-24" W15-18"	Spring-Frost	○
--	--------------------	--------------	---

**Empress Series** Large flowers on broad-leaf plants, semi-upright with a uniform habit. Has good branching. These are weather tolerant and cold resistant. Requires good drainage for best growth. Landscapes, baskets or containers.

<b>'Burgundy Charme'</b> •Burgundy with white eye.	H6-10" W22-26"	Late Spring-Frost	○
<b>'Hot Pink Charme'</b> •Hot pink with small white eye.	H6-10" W22-26"	Late Spring-Frost	○
<b>'Lavender'</b> •Pale lavender-blue with a small white eye.	H6-10" W22-26"	Late Spring-Frost	○
<b>'Peach'</b> •Peachy apricot	H6-10" W22-26"	Late Spring-Frost	○
<b>'Purple'</b> •Purple	H6-10" W22-26"	Late Spring-Frost	○
<b>'Red'</b> •Bright red	H6-10" W22-26"	Late Spring-Frost	○
<b>'Strawberry Charme'</b> •Pink with a white eye.	H6-10" W22-26"	Late Spring-Frost	○
<b>'Violet Blue'</b> •Deep purple with white eye.	H6-10" W22-26"	Late Spring-Frost	○
<b>'White'</b> •Solid white	H6-10" W22-26"	Late Spring-Frost	○

ANNUAL  
FAVORITES



**Lanai Series** Large cluster flowers bloom from tip to crown, compact habit, bred for powdery mildew resistance. Landscapes and containers. One of the best trailing verbenas on the market.

<b>'Compact Lime Green'</b> •White with lime-green overtones.	H4-6" W12-14"	Late Spring-Frost	○
<b>'Upright Blue with Eye'</b> •Royal blue with a white eye.	H8-12" W12-14"	Late Spring-Frost	○
<b>'Upright Pink with Eye'</b> •Pink with a white eye.	H8-12" W12-14"	Late Spring-Frost	○
<b>'Upright Purple with Eye'</b> •Purple with a white eye.	H8-12" W12-14"	Late Spring-Frost	○
<b>'Upright Red with Eye'</b> •Red with a white eye.	H8-12" W12-14"	Late Spring-Frost	○
<b>'Upright Rose with Eye'</b> •Dark pink with a white eye.	H8-12" W12-14"	Late Spring-Frost	○

**Superbena Series (pendula)** Super large flowers, strong growth, and mildew resistant. Semi-upright trailing habit. Performs well in landscapes and containers.

<b>'Peachy Keen'</b> •Peach, salmon and pink mix.	H6-12" W18-24"	Late Spring-Frost	○
<b>'Royale Chambray'</b> •Lilac-blue	H6-12" W18-24"	Late Spring-Frost	○
<b>'Royale Cherryburst'</b> •Red with pale pink stripes.	H6-12" W18-24"	Late Spring-Frost	○
<b>'Royale Plum Wine'</b> •Deep purple.	H6-12" W18-24"	Late Spring-Frost	○
<b>'Royale Romance'</b> •Burgundy with a tiny white eye.	H6-12" W18-24"	Late Spring-Frost	○
<b>'Violet Ice'</b> •Violet star shaped flowers with white eyes.	H6-12" W18-30"	Spring-Frost	○
<b>'Whiteout'</b> •White.	H6-12" W18-30"	Spring-Frost	○◐

**Vinca** Commonly called greater periwinkle, large periwinkle or blue buttons.

<b>major 'Maculata'</b> •Dark green leaves with unevenly variegated yellow-green centers. Grown for foliage. Evergreen ground cover that produces a 5 petaled pale blue flower.	H4-8" W12-24"	Spring	○◐◑● ☹️🌱
<b>major 'Variegata'</b> •Beautiful green and white variegated foliage. Grown for foliage. Evergreen ground cover that produces true blue flowers.	H4-8" W12-24"	Spring	○◐◑● ☹️🌱

**Titan Series (SUMMER AVAILABILITY ONLY)** A vigorous grower even in cooler climates and good low-water variety in hot, dry conditions.

<b>'Burgundy' *SUMMER AVAILABILITY ONLY*</b> •Burgundy	H14-16" W10-12"	Summer-Frost	○
<b>'Dark Red' *SUMMER AVAILABILITY ONLY*</b> •Red	H14-16" W10-12"	Summer-Frost	○
<b>'Lilac' *SUMMER AVAILABILITY ONLY*</b> •Lilac	H14-16" W10-12"	Summer-Frost	○
<b>'Mix' *SUMMER AVAILABILITY ONLY*</b> •Mixed colors	H14-16" W10-12"	Summer-Frost	○
<b>'Pure White' *SUMMER AVAILABILITY ONLY*</b> •White	H14-16" W10-12"	Summer-Frost	○

# PREMIUM ANNUALS



PERENNIAL  
FAVORITES

**Viola Sweet Violet (SPRING AND FALL AVAILABILITY)** Fragrant flowers with small pansy blooms. Trailing, compact with dark green foliage. Does best in cooler weather. Longer living than traditional pansies.

**Sorbet Series (cornuta)** Unbeatable vigor and excellent performance across a wide range of climatic conditions. Excellent over wintering in the garden. Early and uniform blooming.

<b>'All Season Mix' *SPRING AND FALL AVAILABILITY*</b> •A beautiful mix of blotch faced violas.	H6-8" W6-8"	Spring-Fall Zone 6(-10°)	○ ●
<b>'Blue Blotch' *SPRING AND FALL AVAILABILITY*</b> •Dark velvet blue with small black blotch face.	H6-8" W6-8"	Spring-Fall Zone 6(-10°)	○ ●
<b>'Deep Orange' *SPRING AND FALL AVAILABILITY*</b> •Clear orange	H6-8" W6-8"	Spring-Fall Zone 6(-10°)	○ ●
<b>'Fire' *SPRING AND FALL AVAILABILITY*</b> •Red to yellow	H6-8" W6-8"	Spring-Fall Zone 6(-10°)	○ ●
<b>'Jump Up Mix' *SPRING AND FALL AVAILABILITY*</b> •A mix of multicolored flowers with 'whiskers' on their faces.	H6-8" W6-8"	Spring-Fall Zone 6(-10°)	○ ●
<b>'Purple' *SPRING AND FALL AVAILABILITY*</b> •Dark purple	H6-8" W6-8"	Spring-Fall Zone 6(-10°)	○ ●
<b>'Red Blotch' *SPRING AND FALL AVAILABILITY*</b> •Dark red with a black blotch face.	H6-8" W6-8"	Spring-Fall Zone 6(-10°)	○ ●
<b>'White' *SPRING AND FALL AVAILABILITY*</b> •White with a few whiskers.	H6-8" W6-8"	Spring-Fall Zone 6(-10°)	○ ●
<b>'Yellow' *SPRING AND FALL AVAILABILITY*</b> •Yellow	H6-8" W6-8"	Spring-Fall Zone 6(-10°)	○ ●

**Zinnia (SUMMER AVAILABILITY ONLY)** Zinnias are one of the easiest annuals to grow. Outstanding in beds, borders, and containers. Zinnias thrive in the sun and heat of summer, providing an abundance of bright, vibrant blooms.

**Profusion Series** Early, continuous-blooming plants perform well under both warm and cool conditions. Excellent tolerance to disease including Powdery Mildew and Bacterial Leaf Spot.

<b>'7 Color Mix' *SUMMER AVAILABILITY ONLY*</b> •Orange, salmon, white, yellow, cherry red, lavender, and light pink.	H10-12" W12-18"	Summer-Frost	○ ♀ ✂ 🦌
<b>'Cherry' *SUMMER AVAILABILITY ONLY*</b> •Cherry red tinged with pink, yellow center	H10-12" W12-18"	Summer-Frost	○ ♀ ✂ 🦌
<b>'Orange' *SUMMER AVAILABILITY ONLY*</b> •Bright orange	H10-12" W12-18"	Summer-Frost	○ ♀ ✂ 🦌
<b>'White' *SUMMER AVAILABILITY ONLY*</b> •Double white	H10-12" W12-18"	Summer-Frost	○ ♀ ✂ 🦌
<b>'Yellow' *SUMMER AVAILABILITY ONLY*</b> •Intense shades of yellow	H10-12" W12-18"	Summer-Frost	○ ♀ ✂ 🦌

**LEGEND:** ♀=Pollinator • ✂=Cut Flower • 🌵=Drought Resistant • 🦌=Deer Resistant  
▲=Native/Waterwise • ○=Full Sun • ◐=Part Sun • ●=Full Shade • H=Height • W=Width





HERBS

**BASIL Ocimum**

<b>basilicum 'Boxwood'</b> •Named for its shape. Unlike the large leafed basil, this plant is a tight mound of small leaves that resemble boxwood plants.	H12-16" W12-18"	Summer Zone 10(30°)	○
<b>basilicum 'Dolce Fresca'</b> •Produces sweet tender leaves that outshine comparable varieties while maintaining an attractive, compact shape that's both versatile and beautiful. After harvest, the plant is quick to recover and keeps the desired ornamental shape that's perfect for containers, borders, or as a focal point. AAS Winner.	H12-24" W12-18"	Summer Zone 10(30°)	○
<b>basilicum 'Everleaf Genovese'</b> •The first basil bred for season-long performance and continual harvesting. Well-branched variety with short internodes. Makes a beautiful columnar plant with huge harvest potential that stays tidy, both in-ground or in container gardens. Robust flavor stands up to cooking; perfect for pesto and adding to sauce. Resistant to mildew and Fusarium.	H18-24" W12-18"	Summer Zone 10(30°)	○
<b>basilicum 'Genovese Emily'</b> •Compact variety that grows medium-sized leaves that are packed with flavor.	H18-24" W12-18"	Summer Zone 10(30°)	○
<b>basilicum 'Genovese Red Freddy'</b> •Beautiful purple color with specks of green throughout. Blooms white. It's also very fragrant and tastes great.	H18-21" W12-18"	Summer Zone 10(30°)	○
<b>basilicum 'Persian'</b> •High marks for fresh lemony flavor, large leaves, ornamental habit and lateness to flower. Green foliage produces purple buds that open up to pink flowers.	H18-24" W12-18"	Summer Zone 10(30°)	○
<b>basilicum 'Pesto Perpetuo'</b> •This is a superb culinary plant. Light green and cream variegation makes it an eye-catching addition to the garden. The non-flowering, columnar plants grow enough foliage to last all summer long. With substantial light, Pesto Perpetuo will be happy indoors during winter months.	H18-24" W12-18"	Summer Zone 10(30°)	○
<b>basilicum 'Red Rosie'</b> •Intense dark purple-red color. Plants are compact and upright. A favorite for its unique color and mild, aromatic basil flavor. For better leaf production keep flowering buds pinched. The flowers, on tall pale-purple spikes, can be used ornamentally.	H12-24" W6-12"	Summer Zone 10(30°)	○
<b>basilicum 'Spicy Globe'</b> •Tiny, very aromatic leaves form dense globes, making this plant attractive in the herb or flower garden and excellent in containers. This is a bush basil that grows in a tidy compact mound. Also called Greek Basil. The leaves are so tiny, you won't have to slice and dice if the recipe calls for chopping.	H6-10" W8-12"	Summer Zone 10(30°)	○
<b>basilicum 'Try Basil'</b> •An easy way to grow 3 different basil in one pot. Leaves should be harvested just before the plants begin to flower or pinch off the flowers to prolong harvesting period. Leaves have a mild flavor with a slight mint aftertaste.	H12-24" W12-18"	Summer Zone 10(30°)	○

EDIBLE  
FAVORITES

**CHIVES Allium**

<b>schoenoprasum Gigantic</b> •Elegant garden plant with attractive star-shaped flowers. The leaves and stems have a mixed flavor of onion and garlic which are ideal for a number of culinary uses. The foliage and the flowers are edible.	H12-18" W6-9"	Late Summer Zone 4(-30°)	○ 🦋🍷
<b>schoenoprasum Onion Chives</b> •Beautiful pink flowers and foliage have a distinctive mild onion flavor. Fresh leaves add zest to soups, salads, eggs or sour cream, or use whole blossoms for a novelty herb vinegar. Cut at any stage but 4-6" is optimal.	H12-18" W8-12"	Late Summer Zone 4(-30°)	○🍷
<b>tuberosum Garlic Chives</b> •Beautiful, sweet-scented white flowers compliment grey-green leaves. Foliage has a distinctive mild garlic flavor, delicious in soups, salads, sauces and spreads. An attractive plant for the herb, perennial or fragrance garden.	H12-18" W8-12"	Late Summer Zone 3(-40°)	○ ✂️🍷

# EDIBLES



PERENNIAL  
FAVORITES

## CILANTRO *Coriandrum*

### *sativum* 'Santo'

•Aromatic, flavorful leaves (cilantro) and seeds (coriander). Lemon sage flavored seeds are excellent in stews, bean dishes, and pastries. Pungent, sharp-flavored leaves enhance poultry and meats in spicy recipes, salsa and soups. Reseeds.

H12-18"  
W8-12"

Summer  
Zone 10(30°)



## CURRY DWARF *Helichrysum*

### *italicum* 'Nana'

•The fragrance of the velvety leaves is of curry, although the flavor is bitter and it is not commonly used for cooking, it can also be used for marinades and has been used in essential oils. It is a good container plant, or to make into a small topiary.

H10-18"  
W10-18"

Summer  
Zone 7(0°)



## DILL *Anethum*

### *graveolens* *Fernleaf Dill*

•Fragrant, ferny foliage and flowers. Leaves and seeds provide a distinctive flavor and aroma to a wide range of culinary favorites including: pickles, potatoes, fish and dips. Neat, compact growth. AAS winner 1992.

H12-18"  
W12-16"

Summer  
Zone 10(30°)



## FENNEL *Foeniculum*

### *vulgare* *Bronze Fennel*

•Aromatic, feathery bronze foliage is an attractive filler in the herb or flower garden with yellow flowers. Leaves and seeds have a pleasant anise flavor. Use fresh leaves in salads, soups and herb vinegar.

H36-60"  
W24-36"

Late Summer  
Zone 4(-30°)



## LAVENDER *Lavandula*

### *allardii* 'Meerlo'

•An exceptionally pretty lavender with brightly variegated green and light yellow to white, highly fragrant foliage. Produces blue flowers in summer typical of other Lavenders. The leaves are great for drying, sachets and as a moth repellent.

H24-36"  
W24-36"

Summer  
Zone 5(-20°)



### *intermedia* 'Provence'

•Fragrant purple flowers and grey-green leaves, beautiful in herb gardens and excellent in containers. Dried flowers and leaves are prized for potpourri, scented oils and crafts. Blooms later than most lavenders and is more disease resistant.

H12-24"  
W24-36"

Summer  
Zone 5(-20°)



### *intermedia* 'Provence White'

•Fragrant white flowers and grey-green foliage. Dried flowers and leaves are prized for potpourri, scented oils and crafts. Blooms later than most lavenders and is disease resistant.

H12-24"  
W24-36"

Summer  
Zone 5(-20°)



## LEMON BALM *Melissa*

### *officinalis* *Lemon Balm*

•A member of the mint family and is considered a calming herb. It is used for both hot and iced tea. It is also frequently paired with spearmint in fruit and fish dishes. In the spring and summer, clusters of small, light yellow flowers grow where the leaves meet the stem. The leaves are very deeply wrinkled and range from dark green to yellowish green in color.

H24-36"  
W20-24"

Spring-Summer  
Zone 4(-30°)



## LEMON GRASS *Cymbopogon*

### *citratus* *Lemongrass*

•Lemongrass provides a zesty lemon flavor and aroma to many dishes. It can be frozen, dried, or used fresh. The clean citrus flavor mixes well with garlic, cilantro, and chilies.

H24-48"  
W18-24"

Harvest Once  
Established  
Zone 8(10°)



## MINT *Mentha*

### *gracilis* *Ginger Mint*

•A green foliage with gold veins and fruit scented aroma, with just a hint of ginger. Excellent with melon and other fruit salads.

H8-12"  
W12-16"

Late Summer  
Zone 5(-20°)



### *suaveolens* 'Variegata' *Pineapple Mint*

•Delightfully fruity fragrance. Variegated green and white leaves are a great addition to the herb or perennial garden. Leaves may be used to flavor teas, jellies and desserts.

H24-36"  
W18-24"

Late Summer  
Zone 5(-20°)



EDIBLE  
FAVORITES



<p><b>x piperita <i>Chocolate Mint</i></b> •This is a very strong mint used for teas. Easy to grow, spreads rapidly. Pick leaves frequently to manage growth. Thrives alongside water gardens or damp areas in the yard. Plants have lavender flowers.</p>	<p>H12-24" W18-24"</p>	<p>Late Summer Zone 4(-30°)</p>	<p>☉ ☾ ☿</p>
<p><b>x piperita <i>Orange Mint</i></b> •Traditional mint aroma with a hint of orange. Adds a citrus twist to salads. Adds scented foliage to hanging baskets and patio pots.</p>	<p>H24-36" W48-72"</p>	<p>Late Summer Zone 5(-20°)</p>	<p>☉ ☾ ☿</p>
<p><b>OREGANO <i>Origanum</i></b> Oregano's pungency is in direct proportion to the amount of sun it receives. It grows with woody stems and dark green leaves. For the best flavor, add oregano in the last few minutes of cooking.</p>			
<p><b>vulgare <i>Greek Oregano</i></b> •Tender, sweetly spicy leaves with excellent flavor. Low growing habit with soft, fuzzy, dark green foliage; flowers are light pink to white. Use fresh, dried or fresh frozen. Harvest before flowering for optimal flavor.</p>	<p>H18-24" W10-12"</p>	<p>Summer Zone 4(-30°)</p>	<p>☉ ☾</p>
<p><b>majoricum 'Italian'</b> •A cross between sweet and wild marjoram and not likely to overpower a recipe. The gently pungent flavor is probably the most popular oregano, nick-named "The Pizza Herb".</p>	<p>H12-24" W24-36"</p>	<p>Summer Zone 6(-10°)</p>	<p>☉ ☾</p>
<p><b>vulgare 'Variegata'</b> •Attractive variegated white and green foliage will add color and flavor with tender, sweetly spiced leaves. Typical oregano spreading habit works great on the patio or in the garden. Harvest before flowering. Continued harvest will help new growth.</p>	<p>H18-24" W12-18"</p>	<p>Summer Zone 5(-20°)</p>	<p>☉ ☾</p>
<p><b>PARSLEY <i>Petroselinum</i></b> Great as an addition to asparagus, peas, potatoes, eggs, and beef. Chewing parsley will help with bad breath from food odors such as garlic.</p>			
<p><b>cablin <i>Dark Single Leaf Parsley</i></b> •Attractive, fragrant, dark green leaves are excellent for seasoning and as a garnish. A complimentary flavor that enhances most dishes, especially sauces, salads, meats and vegetables. A biennial grown as an annual; replant each year for best flavor.</p>	<p>H18-24" W12-18"</p>	<p>Late Summer Zone 5(-20°)</p>	<p>☉ ☾</p>
<p><b>crispum <i>Forest Green Curled Parsley</i></b> •Traditional dark green curly parsley. Leaves are excellent as a garnish or for adding flavor to a variety of dishes. Each plant will grow into a large mound, ready to trim. Highly nutritious and rich in vitamin C and iron.</p>	<p>H12-20" W8-12"</p>	<p>Late Summer Zone 5(-20°)</p>	<p>☉ ☾</p>
<p><b>ROSEMARY <i>Rosmarinus</i></b> Rosemary is an attractive evergreen shrub with needle-like leaves.</p>			
<p><b>officinalis 'Arp' <i>Hardy Rosemary</i></b> •Intensely fragrant leaves have a distinctive flavor. Great seasoning for meat or vegetable dishes, or use dried for crafts. Attractive in the garden and containers. May be wintered indoors in pots.</p>	<p>H36-48" W36-48"</p>	<p>Late Spring-Summer Zone 6(-10°)</p>	<p>☉ ☾ ☿ ♂ ♀</p>
<p><b>officinalis 'Hill Hardy'</b> •One of those wonderful herbs that make a beautiful ornamental plant as well as a welcome culinary seasoning. It produces a tea-like fragrance and pungent, slightly bitter taste. Spiky green leaves on upright, woody stems with blue flowers in winter and spring if the climate will allow.</p>	<p>H24-36" W12-36"</p>	<p>Late Spring-Summer Zone 6(-10°)</p>	<p>☉ ☾ ☿ ♂ ♀</p>
<p><b>officinalis 'Huntington Carpet'</b> •Cool blue flowers on deep green glossy foliage make a stunning, fragrant carpet in the landscape.</p>	<p>H12-24" W48-96"</p>	<p>Late Spring-Summer Zone 7(10°)</p>	<p>☉ ☾ ☿ ♂ ♀</p>
<p><b>RUE <i>Ruta</i></b></p>			
<p><b>graveolens <i>Rue Herb of Grace</i></b> •Evergreen, somewhat shrubby plant, is a native of Southern Europe. Bright yellow flowers with blue-green foliage produces small green berries at the end of the season. Leaves are toxic if ingested in large doses.</p>	<p>H18-24" W14-18"</p>	<p>Spring-Summer Zone 7(0°)</p>	<p>☉ ♀ ☿</p>



## SAGE *Salvia*

<b>officinalis 'Berggarten' Garden Sage</b> •Grown for ornamental qualities and culinary properties. This shrubby plant has rounded, soft sea-green leaves with a unique pungent flavor and aroma. Can use fresh or dried. This variety rarely blooms and has better leaf production than other sages.	H18-24" W18-24"	Spring Zone 5(-20°)	○ ☞ ☹
<b>officinalis 'Icterina' Golden Variegated</b> •Aromatic foliage and blue flower spikes make a showy addition to the herb or flower garden.	H18-24" W10-12"	Spring Zone 5(-20°)	○ ☞ ☹
<b>officinalis 'Purpurascens' Purple Leaf Sage</b> •Leaves and stems are bluish purple and highly aromatic. Small, lilac-blue flowers. Great for flavoring pork, sausage and stuffing.	H24-30" W24-36"	Summer Zone 5(-20°)	○ ☞ ☹
<b>officinalis 'Tricolor'</b> •Attractive, green, white, and purple foliage with lilac-blue flowers in the summer. Compact and shrubby habit. Also used as an ornamental plant in landscapes.	H18-24" W12-18"	Summer Zone 5(-20°)	○ ☞ ☹

## TARRAGON *Artemisia*

<b>dracunculus 'Sativa' French Tarragon</b> •Aromatic, flavorful leaves have the scent and taste of licorice and mint. Dark green needle-like leaves and upright multibranching habit.	H12-24" W12-24"	Zone 4(-30°)	○ ☞ ☹
---	--------------------	--------------	-------

## THYME *Thymus*

<b>citrodorus aureus Variegated Lemon Thyme</b> •Pungent lemon scent and flavor. Leaves are variegated green and gold with a low spreading habit. Flowers are pale pink.	H6-8" W8-12"	Late Spring-Summer Zone 4(-30°)	○ 🦋 ☹
<b>vulgaris English Thyme</b> •Excellent culinary herb used to flavor chicken, fish and pork, vegetable dishes or stuffings. An attractive garden plant with rosy lavender flowers. It is a low-growing, bushy thyme with grey narrow leaves.	H6-8" W8-12"	Late Spring-Summer Zone 4(-30°)	○ 🦋 ☞ ☹
<b>vulgaris French Thyme</b> •French Thyme is one of the best culinary varieties. It is a low-growing, bushy thyme with grey narrow leaves. Once established, it tolerates drought very well and requires little care. Flowers are white.	H12-18" W8-12"	Late Spring-Summer Zone 5(-20°)	○ 🦋 ☞ ☹

## VERBENA *Aloysia*

<b>triphylla Lemon Verbena</b> •Exquisite and intense lemon fragrance adds delightful flavor. Cut back young stems periodically to keep plants compact. Shiny, trailing green foliage with small white and lavender flowers.	H48-60" W24-48"	Harvest Once Established Zone 8(10°)	○
---	--------------------	--	---

EDIBLE FAVORITES



# FRUITS & VEGETABLES

## ARTICHOKE *Cynara*

<p><b>scolymus 'Imperial Star'</b> •Has a green uniform globe shape. Excellent quality for eating; tends to be noticeably sweeter and more tender than other artichoke varieties. Can be planted and harvested in one season. Foliage is a silvery green with exaggerated cuts and stiff, almost thorny hairs.</p>	<p>H24-60" W36-48"</p>	<p>Days to harvest 90-100. Zone 7(0°)</p>	<p>○</p>
--	----------------------------	---	----------

## ASPARAGUS

<p><b>officinalis 'UC-157'</b> •This variety is known for very high yields. Useful variety that is suitable to growth in warmer areas with mild winters. Produces smooth green spears, tight tipped and non-stringy. The plant has tall, feathery, graceful stems. Plant takes up to 2-3 years to come to full production.</p>	<p>H48-60" W18-24"</p>	<p>Harvest in Spring Zone 4(-30°)</p>	<p>○●</p>
<p><b>officinalis 'Apollo-F1' *New*</b> •Early maturing asparagus with great yields. Produces medium to large diameter spears with slight purple at tip and butt of spear.</p>	<p>H36-48" W18-24"</p>	<p>Late Spring-Early Summer Zone 4(-30°)</p>	<p>○</p>
<p><b>officinalis 'Atlas-F1' *New*</b> •Early, vigorous and excellent yielder. Medium to large green spears with slight purple at the tip and butt. Tightly headed for smooth appearance. Tolerant to fusarium, rust, blight and cercospora foliar diseases.</p>	<p>H36-48" W18-24"</p>	<p>Late Spring-Early Summer Zone 4(-30°)</p>	<p>○</p>

## BLACKBERRY *Rubus*

<p><b>fruticosus 'Black Satin'</b> •Thornless and heat tolerant and a prolific producer of deliciously sweet and juicy blue-black berries. Small, soft pink flowers appear on second year wood. The semi-erect canes yield a reliable crop of large blackberries in midsummer.</p>	<p>H60-72" W36-60"</p>	<p>Summer Zone 5(-20°)</p>	<p>○</p>
--	----------------------------	--------------------------------	----------

## CHOKEBERRY *Aronia*

<p><b>melonocarpa 'Viking' <i>Black Chokeberry</i></b> •Masses of fragrant white flowers bloom in spring, a bit earlier than other species. Gorgeous red fall colors and extra large berries follow the glossy summer foliage. Persistent, purplish black berries left on the shrub and can persist into spring.</p>	<p>H36-60" W36-60"</p>	<p>Late Spring Zone 3(-40°)</p>	<p>○☛</p>
--	----------------------------	-------------------------------------	-----------

## EGGPLANT *Solanum*

<p><b>anuum 'Asian Delite' *New*</b> •Slender, elongated eggplants are glossy with bright purple skin and white, tender, non-bitter flesh. Plants are upright and semi-spineless, so they are very easy and painless to harvest.</p>	<p>H24-42" W24-36"</p>	<p>Days to harvest 50-60 Zone 10(30°)</p>	<p>○</p>
<p><b>melongena 'Black Beauty'</b> •Produces deep purplish black oval fruit that is about 5" in diameter. Plants are bushy and spreading. Fruit is high quality with an outstanding flavor. Delicious grilled, in pastas, or salads. Disease resistant.</p>	<p>H12-24" W12-24"</p>	<p>Days to harvest 72-85 Zone 10(30°)</p>	<p>○</p>
<p><b>melongena 'Fairytale'</b> •Tender, plump and sweet, the short, slender fruits are beautifully marbled with purple and white tones. The mini eggplants (4-5" x 1") grow on prolifically branching compact plants in clusters of six fruits. Perfect for growing in containers.</p>	<p>H12-24" W12-18"</p>	<p>Days to harvest 50-60 Zone 10(30°)</p>	<p>○</p>
<p><b>melongena 'Gretel'</b> •Compact and perfect to plant in containers. Almost seedless, 8-10" long white eggplants have a tender skin that doesn't need peeling, saving time in the kitchen and bringing more fiber and nutrients to the table. Heavy bearing, succulent and bitter free fruit. All American Selection.</p>	<p>H24-36" W18-36"</p>	<p>Days to harvest 55-65 Zone 10(30°)</p>	<p>○</p>
<p><b>melongena 'Hansel'</b> •The slender eggplant is perfect for cutting into rounds for sauteing. If the peak maturity is missed, these slender eggplants do not get bitter. Slender dark purple fruit can be harvested between 3" and 10". 2008 All American Selections Winner.</p>	<p>H24-36" W18-24"</p>	<p>Days to harvest 55-65 Zone 10(30°)</p>	<p>○</p>



## EGGPLANT *Solanum* Continued

<b>melongena 'Pinstripe'</b> •This unusual plant has light purple fruits streaked with white that produces high yields. This is an Italian eggplant variety that will produce a 4-5 oz. tennis ball sized fruit. Perfect for the patio.	H12-24" W18-24"	Days to harvest 60-65 Zone 10(30°)	○
<b>melongena 'White Moon' *New*</b> •Pick when skin is glossy; dull fruit indicates over-ripeness. Both under-and over-ripe fruit tastes bitter. Pick white eggplants before skin turns yellow. Use pruning shears or a sharp knife to cut eggplants, keeping a short stub of stem attached. Produces 7" fruit.	H36-48" W12-36"	Days to harvest 70-80 Zone 10(30°)	○

## Geranium *Pelargonium*

<b>graveolens 'Citronella' *New*</b> •Upright, evergreen, tender perennial with deeply cut, crinkled and serrated, soft green leaves. Strongly scented, the leaves exude a delicious, sharp citrus scent when bruised. Produces small lavender pink flowers in summer. Deadhead spent flowering stems.	H12-24" W12-18"	Summer Zone 10(30°)	○●
---	--------------------	------------------------	----

## GOJIBERRY *Lychium*

<b>barbarum 'Wolfberry'</b> •Goji is a sprawling shrub with long, flexible canes and clusters of small, grey-green leaves. The flowers are a brilliant royal-purple and they appear along the length of the canes. They give way to juicy, bright red fruits that resemble small peppers. Anywhere you would use a blueberry or cranberry, you can use goji. Gojiberrries are extremely nutritionally dense and high in antioxidants.	H96-120" W60-96"	Harvest Summer-Fall Zone 5(-20°)	○
--	---------------------	-------------------------------------	---

## HOPS *Humulus*

<b>lupulus 'Cascade' Hop Vine</b> •This vigorous climber produces large cones and contributes fragrance and a light bitterness to homebrewed beers. Vigorous vine with dark green foliage; flowers are chartreuse. Mildew resistant. Requires two years to fruit. Very usefull as an ornamental.	H120-240" W48-60"	Late Spring Harvest in Fall Zone 4(-30°)	○
---	----------------------	--	---

## KIWI *Actinidia Hardy Kiwi*

<b>aruta 'Issai'</b> •The only self-fertile hardy Kiwi. Not as vigorous as other varieties and can be grown in a small area. Known to fruit the first year. Fruit is bite-sized and succulent. Needs no pollinator. A twining climber of glossy foliage and fragrant white blooms.	H48-120" W36-48"	Harvest Late Summer Zone 6(-10°)	○●
---	---------------------	-------------------------------------	----

## PEPPER *Capsicum*

<b>annuum 'Anaheim'</b> •Long, tapered, very smooth fruits are deep green turning red. Also known as the New Mexican Chile. Excellent used fresh, dried, or frozen.	H6-10" W12-18"	Days to harvest 80-90 SHU 7,500 Zone 10(30°)	○
<b>annuum 'Anaheim Spitfire' *New*</b> •Spitfire is an anaheim pepper with a vigorous plant that has the potential to produce an abundance of large, high quality fruit	H6-10" W12-18"	Days to harvest 80-85 SHU 90-130 Zone 10(30°)	○
<b>annuum 'Ancho Poblano Trident' *New*</b> •Dark green, glossy fruits have thick walls and grow up to 7" long. Highly resistance to tobacco mosaic virus.	H18-24" W18-24"	Days to harvest 80-85 SHU 250-1,500 Zone 10(30°)	○
<b>annuum 'Better Belle'</b> •This popular variety produces 4-lobed, blocky, thick-walled peppers that are excellent for stuffing. Green fruit will mature to red if left on the leafy plants. Produces high yields.	H24-36" W18-24"	Days to harvest 80-90 SHU 0 Zone 10(30°)	○
<b>annuum 'Better Belle IV'</b> •Harvest earlier than other varieties, producing large tasty, thick-walled fruit.	H18-24" W18-24"	Days to harvest 65-70 SHU 0 Zone 10(30°)	○

EDIBLE FAVORITES



<p><b>annuum 'Bhut Jolokia' Ghost Pepper Red</b> •Bhut Jolokia is deadly hot, nearly twice as hot as the famous Red Savina. Somewhat of a slow grower. More grown for its novelty than for its culinary uses. Peppers size up to 2-3" long.</p>	<p>H24-36" W12-24"</p>	<p>Days to harvest 85-100 SHU 1,000,000 Zone 10(30°)</p>	○
<p><b>annuum 'Bhut Jolokia Chocolate' Ghost Pepper</b> •It is 125 times hotter than a jalapeño. It loves heat and humidity, but with a little extra care, it will grow in a cooler climate. It is a rare, natural variant of the Bhut red variety but is much sweeter and delicious.</p>	<p>H18-24" W12-24"</p>	<p>Days to harvest 85-100 SHU 1,000,000 Zone 10(30°)</p>	○
<p><b>annuum 'Bhut Jolokia Purple' Ghost Pepper *New*</b> •Chili pepper matures from purple to red. It has a nice sweet flavor with a good burn. The Jolokia loves heat and humidity but with extra care, they will grow well in a cooler climate.</p>	<p>H24-30" W12-24"</p>	<p>Days to harvest 85-100 SHU 1,000,000 Zone 10(30°)</p>	○
<p><b>annuum 'Bhut Jolokia White' Ghost Pepper *New*</b> •Rare and beautiful, the pods start off a light green then a creamy white and ripen to white.</p>	<p>H24-30" W12-24"</p>	<p>Days to harvest 85-100 SHU 1,000,000 Zone 10(30°)</p>	○
<p><b>annuum 'Bhut Jolokia Yellow' Ghost Pepper *New*</b> •Wrinkly and pointy, has a very fruity flavor that kicks in almost immediately after consumption. The extreme heat builds up for several minutes and eventually creates a powerful endorphin rush.</p>	<p>H24-30" W12-24"</p>	<p>Days to harvest 85-100 SHU 1,000,000 Zone 10(30°)</p>	○
<p><b>annuum 'Big Bomb Cherry'</b> •Early plant produces high yields of 2x2" wide cherry-type hot peppers. Peppers turn from green to brilliant red when mature. Peppers have thick walls that retain their shape when pickled.</p>	<p>H24-30" W14-18"</p>	<p>Days to harvest 65-75 SHU 30,000 Zone 10(30°)</p>	○
<p><b>annuum 'Big Jim' *New*</b> •The fruit of this pepper matures early, with thick flesh and a very sweet taste. It has a heavy yield of bright orange peppers and has a high resistance to disease.</p>	<p>H18-24" W18-24"</p>	<p>Days to harvest 75-80 SHU 3,000 Zone 10(30°)</p>	○
<p><b>annuum 'Blushing Beauty Bell'</b> •This all American Winner shows itself well in the garden starting an impressive ivory white that eventually ripens to a reddish blush. Thick, sweet and big (4" X 4"), like a bell pepper ought to be.</p>	<p>H18-24" W18-24"</p>	<p>Days to harvest 65-75 SHU 0 Zone 10(30°)</p>	○
<p><b>annuum 'Cajun Belle'</b> •Early, vigorous pepper produces high yields of 2-3", bell-shaped fruit that has a mildly spicy flavor. Green peppers mature to red and are delicious eaten fresh or in salsa. 2010 All-American Selections winner.</p>	<p>H12-24" W18-24"</p>	<p>Days to harvest 60-70 SHU 1,000 Zone 10(30°)</p>	○
<p><b>annuum 'Candy Cane Red'</b> •Snack pepper has unique, eye-catching variegated foliage, plus fruit that ripen from green striped to solid red. Sweet flavor and thin walls, crispy texture. Perfect for fresh eating at any stage of ripeness.</p>	<p>H18-24" W12-18"</p>	<p>Days to harvest 60-65 SHU 0 Zone 10(30°)</p>	○
<p><b>annuum 'Carolina Reaper'</b> •Bred for extreme heat, but this pepper has excellent flavor as well. Has a sweet and fruity flavor, that is right before the heat kicks in. Well branching habit, with medium vigor. Green fruit will darken to a deep red.</p>	<p>H24-36" W18-24"</p>	<p>Days to harvest 85-90 SHU 2,250,000 Zone 10(30°)</p>	○
<p><b>annuum 'Chocolate Beauty'</b> •A uniquely colored, tasty sweet pepper. Starts green and ripens to a rich chocolate-brown. Adds color to salads and other dishes. Eat fresh or freeze for later use.</p>	<p>H24-36" W12-24"</p>	<p>Days to harvest 65-75 SHU 0 Zone 10(30°)</p>	○
<p><b>annuum 'Devils Tongue'</b> •There's mega-heat here that's embodied in a twisted and folded habanero-like shape. The pepper's extreme heat, fruity flavor, and vibrant hue make the Devil's Tongue perfect for extreme-eating salsas and sauces.</p>	<p>H24-30" W12-18"</p>	<p>Days to harvest 90-95 SHU 125,000 Zone 10(30°)</p>	○
<p><b>annuum 'Diamond White Bell' *New*</b> •Plant produces good yields of white, sweet bell peppers. Peppers turn from translucent white to pale yellow when mature.</p>	<p>H22-30" W10-12"</p>	<p>Days to harvest 80-90 SHU 0 Zone 10(30°)</p>	○
<p><b>annuum 'Dragonfly Purple' *New*</b> •Beautiful peppers with thick walls. Fruit has a tender, crisp texture with a sweet and delicious flavor. It matures from green to deep purple. Sturdy compact plants. TMV resistant.</p>	<p>H18-24" W12-24"</p>	<p>Days to harvest 70-75 SHU 0 Zone 10(30°)</p>	○



## PEPPER Capsicum Continued

EDIBLE FAVORITES

<b>annuum 'Early Golden Summer' *New*</b> •Thick, lobed fruit matures from lime green to golden yellow throughout the summer months.	H18-24" W12-24"	Days to harvest 65-70 SHU 0 Zone 10(30°)	○
<b>annuum 'Ghost Wicked Hybrid' *New*</b> •This hybrid ghost pepper seriously brings the heat. Smooth skinned, deep red, pointed, lantern shaped, 2.5" peppers are very attractive and wrinkled like habaneros. Fruit mature about 10-12 days earlier and have higher yields than similar open pollinated ghost varieties.	H12-24" W12-18"	Days to harvest 70-80 SHU 800,000 Zone 10(30°)	○
<b>annuum 'Golden Summer'</b> •Plant produces good yields of 4" long by 4" wide sweet bell peppers. Peppers start out lime-green, then mature to a beautiful sunny gold. Can be used when lime-green or gold. Excellent gourmet pepper for salads, stuffing, and cooking.	H24-36" W12-18"	Days to harvest 70-80. SHU 0 Zone 10(30°)	○
<b>annuum 'Gypsy'</b> •No-heat sweet pepper, but surprising for its intensity as the fruits mature. Vigorous producer of mid-sized fruit perfect for eating fresh.	H18-24" W18-24"	Days to harvest 60-65 SHU 0 Zone 10(30°)	○
<b>annuum 'Habañero Chocolate'</b> •These are hotter than the regular Habanero. These are a serious smoky sweet heat.	H24-30" W24-36"	Days to harvest 95-105 SHU 500,000 Zone 10(30°)	○
<b>annuum 'Habañero Orange'</b> •Blazing hot, wrinkled green fruit ripen to yellowish orange. Ideal for Mexican dishes. Fruit and seeds can be used fresh or dried as seasoning for foods. Wear gloves when handling; oil from seeds and fruit can be irritating to skin and eyes.	H24-30" W24-36"	Days to harvest 95-105 SHU 350,000 Zone 10(30°)	○
<b>annuum 'Habañero Peach'</b> •Probably the sweetest of the Habaneros, but don't let that fool you they plenty of heat and flavor. The salmon color makes it stand out in the garden.	H16-18" W12-18"	Days to harvest 95-105 SHU 350,000 Zone 10(30°)	○
<b>annuum 'Habañero Red'</b> •Wrinkled green fruit ripen to red. Ideal for Mexican dishes. Fruit and seeds can be used fresh or dried as seasoning for foods. Wear gloves when handling; oil from seeds and fruit can be irritating to skin and eyes. This is the famous 10-alarm pepper from the Caribbean.	H18-24" W12-24"	Days to harvest 95-105 SHU 350,000 Zone 10(30°)	○
<b>annuum 'Habañero White'</b> •This creamy-white fruit is a favorite for its smoky taste and extreme heat.	H16-18" W12-18"	Days to harvest 95-105 SHU 350,000 Zone 10(30°)	○
<b>annuum 'Habañero Yellow'</b> •Wrinkled green fruit ripen to yellow. Fruit and seeds can be used fresh or dried as seasoning for foods. This is the famous 10-alarm pepper from the Caribbean.	H18-24" W12-18"	Days to harvest 95-105 SHU 400,000 Zone 10(30°)	○
<b>annuum 'Jalapeño'</b> •Add some spice to your salsa with these tapered chili peppers. Deep green 3" fruit mature to an intense red. Plants have a long harvest period. Also good for pickling, drying, roasting and stuffing.	H18-24" W18-24"	Days to harvest 75-85 SHU 10,000 Zone 10(30°)	○
<b>annuum 'Jalapeño Emerald Fire Giant' *New*</b> •Compact plants boast extra large, 3-1/2", very tasty jalapeno fruits. Thick walled with very little cracking, even after maturing to red. A high yielding X3R variety featuring better disease resistance than similar types.	H12-24" W12-18"	Days to harvest 70-75 SHU 5,000 Zone 10(30°)	○
<b>annuum 'Jalapeño Jaloro Yellow' *New*</b> •The fruit starts off a pale yellow, turns orange and finally red. Can be used at any state of it's maturity but commonly used while yellow. The flavor and heat is that of a jalapeno, but with a slight fruit finish.	H18-24" W18-24"	Days to harvest 75-85 SHU 10,000 Zone 10(30°)	○
<b>annuum 'Jalapeño M' *New*</b> •Dark green, medium-hot, thick-walled peppers 3" long, 1" wide, with rounded tips. Matures to dark red.	H18-24" W12-18"	Days to harvest 70-75 SHU 5,000 Zone 10(30°)	○
<b>annuum 'Jalapeño Orange'</b> •This is just like your traditional Jalapeño with 3" fruit but intense orange in color when ripe. Plants have a long harvest period. Also good for pickling, drying, roasting and stuffing.	H18-24" W18-24"	Days to harvest 75-85 SHU 10,000 Zone 10(30°)	○





<p><b>annuum 'Jalapeño Purple'</b> •This is just like your traditional Jalapeño with 3" fruit, but deep purple in color when ripe. The peppers emerge a deep green with the purple tone quickly saturating the skin, and eventually ripening to blood red. Plants have a long harvest period.</p>	<p>H18-24" W18-24"</p>	<p>Days to harvest 75-85 SHU 10,000 Zone 10(30°)</p>	○
<p><b>annuum 'Mad Hatter'</b> •Vigor, earliness, high yields, large size and awesome citrusy taste make it a must have. Flattened-disc shaped fruit has lobes and wings.</p>	<p>H36-48" W18-24"</p>	<p>Days to harvest 75-80 SHU 25-50 Zone 10(30°)</p>	○
<p><b>annuum 'Majestic Red' *New*</b> •These fruits are very blocky, with smooth skin that turns from rich green to bright red, though it can be picked green if desired.</p>	<p>H18-24" W12-18"</p>	<p>Days to harvest75-80 SHU 0 Zone 10(30°)</p>	○
<p><b>annuum 'Mini Bell Mix'</b> •A mix of orange red and chocolate. Each plant produces small but stocky fruits. Well branched plants produce high numbers of deliciously sweet mini peppers.</p>	<p>H10-12" W10-14"</p>	<p>Days to harvest 65-75 SHU 0 Zone 10(30°)</p>	○
<p><b>annuum 'Orange Blaze Bell' *New*</b> •The fruit of this pepper matures early, with thick flesh and a very sweet taste. It has a heavy yield of bright orange peppers and has a high resistance to disease.</p>	<p>H24-30" W18-24"</p>	<p>Days to harvest 65-70 SHU 0 Zone 10(30°)</p>	○
<p><b>annuum 'Pretty and Sweet'</b> •This pepper is mostly grown as an ornamental due to its attractive multicolored fruit but has a sweet delicious taste. Compact 18" plants are very attractive in ornamental gardens and containers. Early harvest has a sweeter taste.</p>	<p>H18-20" W12-14"</p>	<p>Days to harvest 90-105 SHU 0 Zone 10(30°)</p>	○
<p><b>annuum 'Red Beauty'</b> •A red bell pepper widely adapted to reliably turn red in almost any area of the country. Very thick-walled, heavy fruits are blocky, and about 4" long. Heavy yields of bright red, sweet peppers. Resistant to Tobacco Mosaic Virus.</p>	<p>H24-36" W18-24"</p>	<p>Days to harvest 70-80 SHU 0 Zone 10(30°)</p>	○
<p><b>annuum 'Satan's Kiss'</b> •A popular, fast growing chili variety from southern Italy. These medium hot, red little poppers are the size of a golf ball. Traditionally this pepper is stuffed with anchovies and mozzarella and then grilled.</p>	<p>H18-24" W18-24"</p>	<p>Days to harvest 70-80 SHU 50,000 Zone 10(30°)</p>	○
<p><b>annuum 'Serrano Flaming Jade' *New*</b> •Disease resistant, upright habit and uniform plants. Each plant is laden with a heavy set of large, long, firm fruit throughout the entire growing season, especially in the cooler climates of North America. Serrano peppers are great in sauces and pico de gallo as they lend an extra kick of heat compared to jalapeno peppers.</p>	<p>H24-36" W24-36"</p>	<p>Days to harvest 70-75 SHU 3,000 Zone 10(30°)</p>	○
<p><b>annuum 'Serrano Purple' *New*</b> •This beautiful purple-colored pepper is slightly longer than the traditional serrano pepper. Ripens from green to purple.</p>	<p>H24-36" W24-36"</p>	<p>Days to harvest 85-90 SHU 20,000 Zone 10(30°)</p>	○
<p><b>annuum 'Scorpion Butch T'</b> •Looks like a sweet red pepper spent too much time in the sun. Bhut Jolokia was the previous record holder of "World's Hottest Pepper". This pepper is full of flavor and 2" long. Great addition to BBQ sauce.</p>	<p>H24-30" W16-18"</p>	<p>Days to harvest 85-100 SHU 1,250,000 Zone 10(30°)</p>	○
<p><b>annuum 'Sriracha' *New*</b> •Large, uniform dark green fruit turns to red with smooth skin and a good shelf life.</p>	<p>H18-22" W18-22"</p>	<p>Days to harvest 80-95 SHU 2,500 Zone 10(30°)</p>	○
<p><b>annuum 'Super Chili'</b> •An early bearing pepper, with a high yield of colorful and fiery hot 2.5" long peppers. Peppers are held upright. All-American winner.</p>	<p>H24-30" W14-18"</p>	<p>Days to harvest 75-85 SHU 25,000 Zone 10(30°)</p>	○
<p><b>annuum 'Sweet Banana'</b> •Large, pointed fruits measure 6-7" long and 1 1/2" across. The mild yellow peppers ultimately turn a bright red. Great for pickling. All American Selections Bronze Medal Winner 1941.</p>	<p>H18-24" W10-12"</p>	<p>Days to harvest 70-75 SHU 0 Zone 10(30°)</p>	○
<p><b>annuum 'Tabasco' *New*</b> •Tiny, medium-hot peppers that grow in an upside-down fashion. The peppers emerge yellow-greenish, then mature to yellow, orange and finally scarlet red.</p>	<p>H18-24" W8-12"</p>	<p>Days to harvest 65-70 Zone 5(-20°)</p>	○
<p><b>annuum 'Trinidad Moruga Scorpion'</b> •Wrinkled, lantern-shaped fruits ripen to a searing red-orange.</p>	<p>H18-24" W18-24"</p>	<p>Days to harvest 90-100 SHU 2,000,000 Zone 10(30°)</p>	○



## RASPBERRY *Rubus*

<b>'Heritage'</b> •The classic Heritage is the best fall crop selection! This ever-bearing vine produces a moderate summer crop, followed by an abundant fall harvest.	H48-60" W18-24"	Harvest Ffall Zone 4(-30°)	○ ● ♀
---	--------------------	-------------------------------	-------

## RHUBARB *Rheum*

<b>hybridum 'Canada Red'</b> •Produces large rich red stems on a hardy plant. Stems are excellent for cooking and baking pies. Harvest throughout summer; only stems are edible. <b>DO NOT EAT THE LEAVES.</b>	H24-36" W24-36"	Harvest after the first growing season Zone 4(-30°)	○ ●
---	--------------------	---	-----

<b>hybridum 'Red Champagne'</b> •An outstanding early variety with long, pale pink stems. It has a sweet taste and is easy to grow and trouble-free. <b>DO NOT EAT THE LEAVES.</b>	H30-40" W32-40"	Harvest after first growing season Zone 5(-20°)	○ ●
---	--------------------	---	-----

<b>hybridum 'Valentine Red'</b> •Beautiful dark red stalks make zesty, satisfying sauces or pies. Less acidic, so it is sweeter to the taste and needs much less sugar than other rhubarbs. Fast grower. Harvest a year sooner than with other varieties. <b>DO NOT EAT THE LEAVES.</b>	H24-30" W24-36"	Harvest after the first growing season Zone 4(-30°)	○ ●
--	--------------------	---	-----

<b>hybridum 'Victoria'</b> •The best cooking rhubarb, noticeably sweeter and milder than all others. Stalks are slender and very tender, not tough and stringy. Plants are prolific; stalks green with red blush. <b>DO NOT EAT THE LEAVES.</b>	H36-48" W24-36"	Harvest after the second growing season Zone 4(-30°)	○ ●
--	--------------------	--	-----

## STRAWBERRY *Fragaria*

<b>ananassa 'Eversweet'</b> •Juicy, vibrant red berries have a sweet, rich flavor; great for jellies, pies and fresh eating. Plants produce two large crops, with sporadic fruiting in between. Tolerates hot temperatures.	H6-8" W24-36"	Harvest May-October Zone 4(-30°)	○
--	------------------	-------------------------------------	---

<b>ananassa 'Fragissimo Pink' *New*</b> •Everbearing plant. Pretty pink blooms grow into delicious red fruit.	H6-8" W24-36"	Harvest May-October Zone 4(-30°)	○
--	------------------	-------------------------------------	---

<b>ananassa 'Fort Laramie'</b> •Sweet, juicy berries are delicious in pies, jellies and for eating fresh. This everbearing variety is among the hardiest and has a tidy growth habit that spreads by runners to form a handsome groundcover. Attracts birds and butterflies. Prefers well-drained soil. Medium to large sized fruit.	H8-12" W18-24"	Harvest May-October Zone 4(-30°)	○ ● ♀ ♀
---	-------------------	-------------------------------------	---------

<b>ananassa 'Gasana'</b> •Early bloomer of large pink flowers that continues to bloom after fruit is set. The fruit is juicy and sweet. This is a strong vigorous plant that produces several runners and is ideal for a basket or pot. Small to medium sized fruit.	H8-12" W24-36"	Harvest May-October Zone 4(-30°)	○ ● ♀
---	-------------------	-------------------------------------	-------

<b>ananassa 'Ruby Ann'</b> •Compact plant produces very few runners. Sensational deep red flowers appear early in the season. Medium sized, very sweet everbearing fruit. Perfect for hanging baskets.	H8-12" W24-36"	Harvest June- September Zone 4(-30°)	○ ● ♀
---	-------------------	--	-------

<b>ananassa 'Toscana'</b> •This plant has decorative, large, rose blossoms and striking cone-shaped fruit. The fruit is juicy and sweet. A strong plant producing several runners. Blooms late spring. Medium sized fruit. Winner of FleuroStar Award 2011-2012.	H8-12" W14-18"	Harvest June-July Zone 5(-20°)	○ ● ♀
---	-------------------	-----------------------------------	-------

<b>'Delizz'</b> •Delizz is the first and only strawberry EVER to be an All-America Selection national winner. Compact, hardy plants produce a pleasing plethora of very sweet, conical mid-sized fruit on strong stems. Large, glossy seedless berries make for instant sweet treats. Vigorous hybrid doubles your berry bounty with two harvests: the first is summer's June harvest; the second, the fall harvest, lasts from August to September.	H10-24" W10-24"	Harvest May-October Zone 4(-30°)	○ ● ♀
---	--------------------	-------------------------------------	-------

<b>vesca 'Yellow Wonder' *New*</b> •Deliciously aromatic fruit with a smooth texture and "melt in your mouth" flavor. Produces an abundance of pastel yellow fruit from white blooms.	H8-10" W10-12"	Harvest May-October Zone 4(-30°)	○
--	-------------------	-------------------------------------	---

EDIBLE FAVORITES



**SWEET POTATO Ipomea**

**Treasure Island Series (batatas)** The first edible and ornamental sweet potatoes on the market. Not only are the leaves colorful, they are edible, too. In the fall consumers can dig up and enjoy the colorful sweet potatoes

<p><b>'Kaukura' *New*</b> •This delicious sweet potato grows on a vine with dark, heart-shaped leaves. Flesh is a pale orange.</p>	<p>H12-14" W36-48"</p>	<p>Days to harvest 100-110 Zone 4(-30°)</p>	<p>○</p>
<p><b>'Makatea' *New*</b> •Produces very light orange skin and white flesh, sometimes with a purple blush in the center. Its edible yellow-green, heart-shaped, chartreuse foliage is an excellent addition to mixed salads.</p>	<p>H12-14" W36-48"</p>	<p>Days to harvest 100-110 Zone 4(-30°)</p>	<p>○</p>
<p><b>'Manihi' *New*</b> •With edible, deep-purple, maple-leaf leaves, its orange skin and light orange flesh, this sweet potato boasts exquisite taste and health benefits.</p>	<p>H12-14" W36-48"</p>	<p>Days to harvest 100-110 Zone 4(-30°)</p>	<p>○</p>

**TOMATILLO Physalis**

<p><b>ixocarpa 'Super Verde'</b> •Extra large fruits are firm, weigh about 2-1/2 ounces each, have strong healthy husks, an attractive green color and excellent vigor.</p>	<p>H36-48" W24-36"</p>	<p>Days to harvest 75-85 Zone 10(30°)</p>	<p>○</p>
---	----------------------------	---	----------

**TOMATO Lycopersicon**

<p><b>esculentum 'Better Boy'</b> •Large, firm, red fruit is excellent for eating fresh from the vine. Fruit weighs in at 10 oz. or more. Indeterminate: may require staking.</p>	<p>H48-60" W24-48"</p>	<p>Days to harvest 65-75 Zone 10(30°)</p>	<p>○</p>
<p><b>esculentum 'Big Beef'</b> •This disease-resistant variety produces large, uniform red fruit. Tomatoes are big and meaty with a delicious flavor for eating fresh off the vine. Indeterminate: may require staking. Grow in full sun for sweetest flavor. 1994 AAS winner.</p>	<p>H48-60" W24-36"</p>	<p>Days to harvest 70-80 Zone 10(30°)</p>	<p>○</p>
<p><b>esculentum 'Bush Early Girl'</b> •This compact variety yields large crops of red tomatoes. Fruit is flavorful and sweet. Plants are disease resistant. Good for areas with a short growing season. Determinate: no staking necessary.</p>	<p>H18-36" W24-36"</p>	<p>Days to harvest 50-60 Zone 10(30°)</p>	<p>○</p>
<p><b>esculentum 'Bush All Star' *New*</b> •The Ideal pot tomato, 7 oz. red beefsteak, super strong stem. Cage to support the weight of the tomatoes.</p>	<p>H36-48" W24-36"</p>	<p>Days to harvest 60-65 Zone 10(30°)</p>	<p>○</p>
<p><b>esculentum 'Candyland' *New*</b> •Currant tomatoes are smaller in size than cherry-type and are ready to pop in your mouth straight from the garden. Gardeners will appreciate the dark red, sweet-flavored fruit that can be enjoyed throughout the season. This fruit is about the size of a dime.</p>	<p>H48-60" W18-24"</p>	<p>Days to harvest 50-60 Zone 10(30°)</p>	<p>○</p>
<p><b>esculentum 'Celebrity'</b> •(AAS) VF1 &amp; 2NT Large, glossy fruit on strong stems. F1 hybrid. Outstanding fresh or cooked. Semi determinate.</p>	<p>H36-48" W24-36"</p>	<p>Days to harvest 65-75 Zone 10(30°)</p>	<p>○</p>
<p><b>esculentum 'Chef's Choice Bi-Color' *New*</b> •Plants produce large 7-8 oz. flattened beefsteak fruits with beautiful pinkish-red internal stripes within a yellow flesh. The lovely stripes extend to the base of the outer fruit skins. These heirloom looking tomatoes are as sweet as they are beautiful with better flavor and texture.</p>	<p>H36-48" W18-24"</p>	<p>Days to harvest 0-75 Zone 10(30°)</p>	<p>○</p>
<p><b>esculentum 'Chef's Choice Black' *New*</b> •A beefsteak type tomato with a dark green/brown/black hue. Meaty interior with great flavor. This hybrid boasts a prolific yield of 8-ounce fruits grown on strong, 5-foot indeterminate vines.</p>	<p>H36-48" W18-24"</p>	<p>Days to harvest 70-75 Zone 10(30°)</p>	<p>○</p>
<p><b>esculentum 'Chef's Choice Pink'</b> •Very large yields of 12-14oz pink beefsteak tomatoes. The perfect acid to sugar balance in this tomato make it a must for any home chef. Indeterminate potato leaf plants have good disease resistance.</p>	<p>H20-24" W18-24"</p>	<p>Days to harvest 75-85 Zone 10(30°)</p>	<p>○</p>

EDIBLE  
FAVORITES



## TOMATO *Lycopersicon* Continued

<p><b>esculentum 'Chef's Choice Green'</b> •Tangy sweet flavor and unconventional, attractive bright yellow-green fruits. You'll enjoy this disease free plant throughout the season with its dark green leaves and well-behaved form.</p>	H48-60" W20-24"	Days to harvest 85-90 Zone 10(30°)	○
<p><b>esculentum 'Chef's Choice Orange'</b> •Developed from the orange heirloom Amana Orange. Its fruit averages 12 oz., has a beautiful orange exterior color and an internal color that is neon orange.</p>	H48-60" W18-24"	Days to harvest 75-80 Zone 10(30°)	○
<p><b>esculentum 'Chef's Choice Purple' *New*</b> •Attractive, flattened globe shaped, 9 to 10 oz. fruits are firm, smooth and flavorful.</p>	H36-48" W18-24"	Days to harvest 70-75 Zone 10(30°)	○
<p><b>esculentum 'Chef's Choice Red'</b> •Produces 8 oz. globe-shaped, tomato-red, beefsteak-type tomatoes. Just the right balance of acid to sugar.</p>	H48-60" W18-24"	Days to harvest 75-80 Zone 10(30°)	○
<p><b>esculentum 'Chef's Choice Striped' *New*</b> •A unique addition to the series, with 6 to 7 oz. beautiful globed-shaped fruits. Stunning yellow skin is covered with pink/red stripes that resemble brush strokes. Flesh is not only delicious, but is an eye-catching bright yellow with a slight red blush on the blossoms end.</p>	H36-48" W18-24"	Days to harvest 70-75 Zone 10(30°)	○
<p><b>esculentum 'Chef's Choice Yellow'</b> •Hearty, beefsteak-type, meaty fruits weighing 9 to 10oz. in a beautiful golden-yellow. Unusual sweet, citrus-like flavor with the perfect balance of sugars and acids. Huge crops of flattened, globe-shaped fruits measuring 6 to 7-in. across. Firm texture for perfect slices every time. Disease resistant.</p>	H48-60" W18-24"	Days to harvest 75-80 Zone 10(30°)	○
<p><b>esculentum 'Early Doll (4th of July)'</b> •A very early maturing bright red globe tomato with excellent flavor that keeps on producing over a long season. High yield of 4-5oz. almost round fruit on plants that show good disease resistance and heat tolerance. Indeterminate.</p>	H24-36" W18-24"	Days to harvest 60-70 Zone 10(30°)	○
<p><b>esculentum 'Early Girl'</b> •Vines bear clusters of large tomatoes that have excellent flavor. This is a great, all-round, choice for your tomato needs. Resistant to disease. The large, meaty fruit with exceptional flavor are on dependable, strong vines that benefit from the support of a cage or stake, especially when loaded with fruit. Considered a semi-determinate plant.</p>	H48-60" W18-24"	Days to harvest 55-65 Zone 10(30°)	○
<p><b>esculentum 'Hamson (DX-52-12)'</b> •Bushy, compact growth produces firm red fruit with great flavor. Excellent for canning and eating fresh. Developed at Utah State University to set fruit under adverse conditions. Determinate: no staking necessary.</p>	H24-36" W18-24"	Days to harvest 60-70 Zone 10(30°)	○
<p><b>esculentum 'Indigo Rose'</b> •Stunning clusters of 2-3" purple-black fruits that turn a rosy-red when ripe. Deep red flesh with strong acidic flavor. High levels of anthocyanin. Breeder's rule of thumb: If you think it's ripe, wait three more days before you pick it.</p>	H24-36" W24-36"	Days to harvest 65-75 Zone 10(30°)	○
<p><b>esculentum 'La Roma III'</b> •Bright red pear-shaped fruit are thick and meaty with few seeds. Great tomato for cooking and canning. Disease tolerant. Determinate.</p>	H34-48" W24-36"	Days to harvest 65-75 Zone 10(30°)	○
<p><b>esculentum 'Lemon Boy'</b> •Beautiful globed lemon-yellow fruit with mild flavor. Plants adapt well to variable conditions. Wonderful in fresh salads or vegetable trays. Indeterminate: may require staking. Grow in full sun for sweetest flavor.</p>	H36-48" W24-36"	Days to harvest 70-80 Zone 10(30°)	○
<p><b>esculentum 'Lemon Cherry'</b> •Pale yellow fruits have a sweet, juicy flavor. Harvest for eating fresh, add whole or sliced to fresh salads, or add some to vegetable trays for colorful garnish. Ideal for container gardening.</p>	H36-48" W24-36"	Days to harvest 55-65 Zone 10(30°)	○
<p><b>esculentum 'Marriage Big Brandy'</b> •The result of crossing 2 classic heirloom tomatoes, Brandywine and Big Dwarf, for a 12-15 ounce, husky tomato with distinctive, deeply pleated fruit that's juicy, sweet, and balanced with a touch of acid. Semi-determinate plants.</p>	H60-48" W36-48"	Days to harvest 70-80 Zone 10(30°)	○

EDIBLE FAVORITES



<p><b>esculentum ‘Marriage Genuwine’</b> •A cross of Costoluto Genovese x Brandywine. Genuwine produces fruit 1-3 weeks faster than the most common heirloom tomato in the country with yields up to 3 times as many fruit. It’s a unique heirloom hybrid that maintains that distinctive sweet, luscious heirloom flavor that we all love, but it’s even prettier than its heirloom parents, exhibiting significantly fewer blemishes. Keeps after harvest significantly longer.</p>	H60-48” W36-48”	Days to harvest 55-65 Zone 10(30°)	○
<p><b>esculentum ‘Mega Bite’</b> •With fruit that are 3-4” in diameter, these beefsteaks weigh between 4-6 oz. Expect up to 60 tomatoes from every plant. Compact enough to grow in a container yet strong enough to grow big fruit. The fruit is bright red, round, beautiful and resistant to cracks. Determinate.</p>	H12-24” W18-24”	Days to harvest 55-65 Zone 10(30°)	○
<p><b>esculentum ‘Ruby Crush Grape’</b> •This variety has sugar-acid balanced fruits that resist cracking. Smooth, bright red fruits are solid, oval, and weigh about 1/2 ounce each. Unlike other determinate grape varieties, compact plants are strong, have good leaf cover preventing sun damage and require minimal support.</p>	H18-24” W15-18”	Days to harvest 60-70 Zone 10(30°)	○
<p><b>esculentum ‘Skyreacher’ *New*</b> •A garden standout! Very pretty, good flavor, strong plant. Small, round slicer has a beautiful striped red-orange exterior. Upright habit.</p>	H30-40” W30-36”	Days to harvest 70-75 Zone 10(30°)	○
<p><b>esculentum ‘Sub Arctic Plenty’</b> •Produces good yields of 4 oz. red tomatoes. One of the world’s earliest tomatoes to produce fruit, sets fruit under 50 degrees. Disease resistant. Determinate.</p>	H48-60” W24-36”	Days to harvest 45-55 Zone 10(30°)	○
<p><b>esculentum ‘Sun Sugar’</b> •Plant produces heavy yields of flavorful, sweet and juicy orange cherry tomatoes. Tomatoes grow in clusters and turn orange when mature. This variety has thin skin and is crack resistant. Disease resistant.</p>	H48-60” W24-36”	Days to harvest 65-75 Zone 10(30°)	○
<p><b>esculentum ‘Super Fantastic’</b> •Plant produces heavy yields of large round red tomatoes all season long. Tomatoes are juicy, meaty, and very flavorful. Tall plant, does well in most regions. Disease resistant.</p>	H48-60” W24-36”	Days to harvest 65-75 Zone 10(30°)	○
<p><b>esculentum ‘Supersweet 100’</b> •Super-sweet, mouth-watering cherry tomatoes are extra high in vitamin C. High yields are produced throughout the season. A delectable addition to salads and vegetable trays, and for eating fresh. Indeterminate: may require staking. Grow in full sun for sweetest flavor.</p>	H48-60” W18-24”	Days to harvest 60-70. Zone 10(30°)	○
<b>Heirloom Tomatoes</b>			
<p><b>esculentum ‘Amish Paste’</b> •Acquired from the Amish near Lancaster, PA. The fruit is bright red, 8-12 oz. and vary in size from ox-heart to rounded plum. The delicious flesh is juicy and meaty. Excellent paste tomato for sauces or eating fresh. Indeterminate, will need staking.</p>	H24-36” W24-36”	Days to harvest 80-90 Zone 10(30°)	○ 🦋
<p><b>esculentum ‘Big Rainbow’</b> •Plant produces good yields of 1 to 2 lb. bi-colored beefsteak tomatoes. Tomatoes have a fruity sweet flavor and turn to gold and red when mature. A family heirloom variety from Germany.</p>	H48-60” W24-36”	Days to harvest 85-95 Zone 10(30°)	○ 🦋
<p><b>esculentum ‘Big Zac’</b> •This prize-winning variety has been known to produce fruits weighing up to 6 lbs. Huge, glossy-red beefsteaks are ideal for slicing and sandwiches.</p>	H36-48” W24-36”	Days to harvest 75-85 Zone 10(30°)	○ 🦋
<p><b>esculentum ‘Black Cherry’</b> •The only true black cherry tomato. This variety is a vigorous grower that yields an abundant crop in huge clusters of 1” round, mahogany-brown cherry tomatoes. Delicious sweet taste. Indeterminate.</p>	H48-60” W24-36”	Days to harvest 60-70 Zone 10(30°)	○ 🦋
<p><b>esculentum ‘Black Krim’</b> •Indeterminate plants produce large 6” fruit that weight 10-16 oz. each. Heat tolerant.</p>	H48-60” W24-36”	Days to harvest 75-85 Zone 10(30°)	○ 🦋



## TOMATO HEIRLOOM *Lycopersicon* Continued

<p><b>esculentum 'Black Prince'</b></p> <ul style="list-style-type: none"> <li>•Plant produces good yields of medium-size reddish-black tomatoes. Tomatoes have a rich tomato flavor after they turn reddish-black. A heirloom variety from Russia; a true Siberian tomato that can handle higher elevations. Fruit sets at much cooler temperatures in comparison of other tomatoes.</li> </ul>	H48-60" W24-36"	Days to harvest 60-70 Zone 10(30°)	○ 🐝
<p><b>esculentum 'Bloody Butcher'</b></p> <ul style="list-style-type: none"> <li>•Early all-purpose tomato high in acid and great tasting. Due to its early fruit, the plant tends to stay smaller and more compact than traditional tomatoes while forming clusters of 5-9, 2" round deep red fruits. Indeterminate.</li> </ul>	H24-48" W12-18"	Days to harvest 55-65 Zone 10(30°)	○ 🐝
<p><b>esculentum 'Brandywine Red'</b></p> <ul style="list-style-type: none"> <li>•The exquisite flavor of these very large fruits will delight and are meaty and rich. Excellent fresh from the vine or cooked for sauces, pasta dishes or casseroles. Indeterminate.</li> </ul>	H48-60" W24-36"	Days to harvest 75-85 Zone 10(30°)	○ 🐝
<p><b>esculentum 'Brandywine Yellow' *New*</b></p> <ul style="list-style-type: none"> <li>•The potato leafed vines produce golden-yellow, large fruits weighing up to two pounds. The tomatoes have a creamy texture and an excellent, intense flavor that can be a bit more on the tart side than one would expect out of a yellow-fruited tomato.</li> </ul>	H48-60" W12-24"	Days to harvest 90-95 Zone 10(30°)	○
<p><b>esculentum 'Bumble Bee Pink Striped' *New*</b></p> <ul style="list-style-type: none"> <li>•Produces pink cherry tomatoes with yellow stripes. The flavor is bright and very sweet. Fruit should be picked when the tomatoes are light pink, before significant softening. Flavors change with different stages of ripening, Provide trellis support, as it forms a vigorous vine.</li> </ul>	H48-60" W18-24"	Days to harvest 65-70 Zone 10(30°)	○
<p><b>esculentum 'Bumble Bee Purple Striped' *New*</b></p> <ul style="list-style-type: none"> <li>•Purple cherry tomatoes with green stripes. The flavor is bright and tangy. Fruit should be picked when the tomatoes are purple with green stripes and before significant softening. Flavors change with different stages of ripening. Provide trellis support, as it forms a vigorous vine.</li> </ul>	H48-60" W18-24"	Days to harvest 65-70 Zone 10(30°)	○
<p><b>esculentum 'Bumble Bee Sunrise Striped' *New*</b></p> <ul style="list-style-type: none"> <li>•Luminous swirls of reds and oranges, inside the fruit and out. The meat tastes sweet and fruity. Provide trellis support, as it forms a vigorous vine.</li> </ul>	H48-60" W18-24"	Days to harvest 65-70 Zone 10(30°)	○
<p><b>esculentum 'Cherokee Purple'</b></p> <ul style="list-style-type: none"> <li>•Abundant, medium-sized fruits are very sweet and juicy with a smoky flavor. Thick, rosy brown skin resists cracking. Good foliage cover prevents sunburn. Indeterminate.</li> </ul>	H48-60" W24-36"	Days to harvest 80-90 Zone 10(30°)	○ 🐝
<p><b>esculentum 'Delicious'</b></p> <ul style="list-style-type: none"> <li>•Huge solid scarlet fruits average 1 lb. or more. Smooth, crack-free, excellent slicer with delicious flavor. This tomato still holds the world record of weighing in at 7 lbs. Plant produces good yields of gigantic, meaty fruit with very few seeds. Indeterminate.</li> </ul>	H48-60" W24-36"	Days to harvest 75-85 Zone 10(30°)	○ 🐝
<p><b>esculentum 'Elberta Peach'</b></p> <ul style="list-style-type: none"> <li>•Peach-like in appearance' complete with fuzzy leaves. Plant produces heavy yields of 1-2", 3 oz. flavorful fruit. With bright red and regal gold stripes. An excellent gourmet tomato. Determinate.</li> </ul>	H36-48" W18-24"	Days to harvest 60-70 Zone 10(30°)	○ 🐝
<p><b>esculentum 'Glacier'</b></p> <ul style="list-style-type: none"> <li>•A very early tomato variety that is cold tolerant. Produces 2" size fruit that weigh about 2-3 oz. Fruit will set under 55 degrees. Determinate.</li> </ul>	H48-60" W24-36"	Days to harvest 50-60 Zone 10(30°)	○ 🐝
<p><b>esculentum 'Great White'</b></p> <ul style="list-style-type: none"> <li>•Plant produces good yields of large 10-16 oz. white tomatoes. Also known as Great White Beefsteak. Crack resistant. An American heirloom tomato variety with a history that traces back to the era of the American Civil War.</li> </ul>	H48-60" W36-48"	Days to harvest 80-90 Zone 10(30°)	○ 🐝
<p><b>esculentum 'Green Zebra'</b></p> <ul style="list-style-type: none"> <li>•Relatively small 2-3" fruit with a good old fashioned tomato flavor. The vines are vigorous but not that tall. At maturity, the fruit will turn a golden green with forest green stripes. Great for brightening up salads, sandwiches, sauces or for pickling. Indeterminate, may need staking.</li> </ul>	H24-48" W18-30"	Days to harvest 65-70 Zone 10(30°)	○ 🐝



<p><b>esculentum 'Heatmaster' *New*</b> •Plants produce strongly oblong fruits perfect for halving or quartering into salads. Fruit size is about 7 oz. Bred for hot climates.</p>	H36-48" W24-36"	Days to harvest 65-75 Zone 10(30°)	○
<p><b>esculentum 'Hillbilly'</b> •Undeniably delicious. With lovely yellow-orange skin and flesh mottled and streaked with red, this West Virginia heirloom beefsteak weighs in at 1-2 lb. Heavily ribbed fruits bring superb, sweet, low acid flavor.</p>	H36-48" W24-36"	Days to harvest 85-95 Zone 10(30°)	○
<p><b>esculentum 'Marriage Cherokee Carbon' *New*</b> •Large, robust beefsteak tomatoes that weigh an average of 10 to 12 oz. The unblemished fruits have a beautiful dark purple coloring and they are full of rich, sweet yet tangy tomato flavor.</p>	H48-60" W18-24"	Days to harvest 75-80 Zone 10(30°)	○
<p><b>esculentum 'Mortgage Lifter'</b> •Exceptionally large, meaty, deliciously sweet tomatoes. They are borne on indeterminate vines producing heavy yields of 1-2 pound fruits. Very flavorful.</p>	H48-60" W24-36"	Days to harvest 70-80 Zone 10(30°)	○ 🦋
<p><b>esculentum 'Moskovich'</b> •Fruits are early, deep red, and will set under 55 degrees. Rich flavor and a smooth-globe shaped fruit that weigh 4-6 oz. Highly resistant to cracking. Indeterminate.</p>	H48-60" W24-36"	Days to harvest 55-65. Zone 10(30°)	○ 🦋
<p><b>esculentum 'Pineapple'</b> •This delicious, very sweet, tangy, meaty beefsteak weighs up to 2 lbs. The huge yellow-gold fruit is often striped in red boasting fewer seeds and more solid interiors for an extra bite or two in every tomato.</p>	H48-60" W24-36"	Days to harvest 90-100 Zone 10(30°)	○
<p><b>esculentum 'Rocky' *New*</b> •This is an incredibly large paste tomato, with each meaty fruit growing to 6 inches long and weighing between 8 and 12 oz.</p>	H36-48" W12-24"	Days to harvest 70-75 Zone 10(30°)	○
<p><b>esculentum 'San Marzano'</b> •These very productive plants produce 3 1/2" long, bright red, pear shaped, meaty plum tomatoes that are great for making sauces.</p>	H36-48" W24-30"	Days to harvest 75-80 Zone 10(30°)	○
<p><b>esculentum 'Siberian'</b> •Sets fruit early with clusters of bright red tomatoes that weigh up to 5 oz. Determinate, compact habit. Plants will set fruit even in low temperatures of 40°.</p>	H24-36" W24-36"	Days to harvest 50-60 Zone 10(30°)	○
<p><b>esculentum 'Silvery Fir Tree'</b> •Silver carrot-like leaf makes this a very unique and unusual looking tomato. Compact plant with round 3" red fruit.</p>	H24-36" W18-24"	Days to harvest 55-65 Zone 10(30°)	○
<p><b>esculentum 'Snow White' *New*</b> •Uncommonly delicious white cherry tomato with sweet fruity flavor.</p>	H60-72" W36-48"	Days to harvest 75-85 Zone 10(30°)	○
<p><b>esculentum 'Striped German'</b> •Super-flavored, red and yellow bicolored fruit has unusually well-defined stripes. Flat, medium to large sized with ribbed shoulders.</p>	H48-60" W24-36"	Days to harvest 75-85 Zone 10(30°)	○
<p><b>esculentum 'Stupice'</b> •This Czech heirloom is a prolific producer of 2-2 1/2" round, ultra juicy fruit on a compact bush. Produces early with high yields in clusters of bright red delicious tomatoes.</p>	H24-36" W24-36"	Days to harvest 55-65 Zone 10(30°)	○
<p><b>esculentum 'Tye Dye'</b> •Bicolor gold and red hybrid delivers all the taste of popular heirloom tomatoes, with bigger yields, consistent form and better disease resistance. Indeterminate.</p>	H24-36" W24-36"	Days to harvest 65-75 Zone 10(30°)	○ 🦋
<p><b>esculetum 'Valencia'</b> •Produces smooth, round, 8-10 oz. orange fruit. Meaty interiors. This mid-season tomato is among the best for flavor and texture.</p>	H36-48" W24-36"	Days to harvest 75-85 Zone 10(30°)	○
<p><b>esculetum 'Viva Italia'</b> •Outstanding vigorous plant with great flavor and high yields of red 3 oz. fruit. This paste tomato tastes great to eat right off the vine. Compact, determinate habit. Turns deep red when mature. Best tomato for soups and ketchup.</p>	H36-48" W24-36"	Days to harvest 75-80 Zone 10(30°)	○

# EDIBLES



PERENNIAL  
FAVORITES

## Trailing Tomatoes

<b>esculentum 'Tumbling Tom Red'</b> •Red 1-2" cherry tomatoes that are deliciously sweet. Determinate.	H18-24" W6-12"	Days to harvest 65-75 Zone 10(30°)	○
<b>esculentum 'Tumbling Tom Yellow'</b> •Yellow 1-2" cherry tomatoes that are deliciously sweet. Determinate.	H18-24" W6-12"	Days to harvest 65-75 Zone 10(30°)	○

EDIBLE  
FAVORITES





## Annual Grasses

**Cordyline** New Zealand native, this palm-like tree can grow as tall as 10-15 feet in height if allowed to grow multiple years. The flowers are white and are sweetly fragrant, followed by small green berries that turn cream to purple. Blooming will only appear after multiple growing seasons. Used mainly for its foliage as an accent plant.

<b>australis 'Can Can'</b> •This spiky-leaved evergreen has beautiful variegated leaves starting off an eye-catching red and pink, then aging to green and yellow.	H36-48" W36-48"	Late Spring-Frost Zone 9(20°)	○ ● ☼
<b>australis 'Pink Champagne'</b> •Green leaves with pink centers and cream edging.	H24-36" W24-36"	Late Spring-Frost Zone 9(20°)	○ ● ☼
<b>australis 'Red Sensation'</b> •Crimson red	H36-72" W18-24"	Late Spring-Frost Zone 9(20°)	○ ● ☼
<b>australis 'Red Star'</b> •Dark red	H24-36" W18-24"	Late Spring-Frost Zone 9(20°)	○ ● ☼
<b>australis 'Salsa'</b> •This spiky-leaved evergreen has beautiful variegated leaves starting off an eye-catching red and pink, then aging to green and yellow.	H36-72" W18-24"	Late Spring-Frost Zone 9(20°)	○ ● ☼
<b>australis 'Torbay Dazzler'</b> •Ribbons of green and creamy gold with reddish highlights near the center.	H24-36" W24-36"	Late Spring-Frost Zone 9(20°)	○ ● ☼
<b>indivisia 'Dracaena Palm'</b> •Green	H24-36" W12-18"	Late Spring-Frost Zone 9(20°)	○ ● ☼

### Cyperus Papyrus

<b>involucratus 'Baby Tut'</b> •Green foliage with mounding habit has heads of pendulous blades that bear greenish flower spikelets. Makes an exotic, tropical centerpiece that is shorter than its big brother 'King Tut'. Can be placed in water, but avoid covering the crown.	H18-24" W12-24"	Late Spring-Frost Zone 9(20°)	○ ● ☼
<b>involucratus 'King Tut'</b> •A vigorous grower with umbrella shaped leaf bracts. Makes an exotic, tropical centerpiece. 'King Tut' is a water garden friendly grass-like annual that can be planted in pots or the landscape as well. The large heads of pendulous blades bear greenish flower spikelets. Can be placed in water, but avoid covering the crown.	H48-72" W36-60"	Late Spring-Frost Zone 9(20°)	○ ● ☼
<b>involucratus 'Prince Tut'</b> •A nicely compact form about half the height of 'King Tut' but with same large poms on the end of the stems. It is quite sturdy and less likely to have stems flop.	H30-48" W24-36"	Late Summer-Frost Zone 9(20°)	○ ●
<b>prolifer 'Cleopatra'</b> •This is one of the shortest papyrus, reaching to only 12" in height with greenish-brown summer flowers and short needle-thin leaf-bracts bare (leafless) that top the stems. Grow in water at a depth up to 4".	H12-18" W16-20"	Late Spring-Frost Zone 9(20°)	○ ● ☼

### Isolepsis Fiber Optic Grass

<b>cernua 'Live Wire'</b> •Likes consistently moist soil but can handle dry conditons. Will grow in bogs or water gardens. Blooms late spring to early fall with a white to near white flower. Unique dark green grasslike plant is ideal for adding texture to mixed containers.	H10-12" W10-12"	Late Summer-Frost Zone 9(20°)	○ ●
--	--------------------	----------------------------------	-----

### Melinus Ruby Grass

<b>neriglume 'Pink Crystals'</b> •This grass is small but showy. It has lush, blue-green foliage that turns purple-red in fall. The plant forms dense, mounded clumps. The wiry, rolled leaves grow in tufts within the clumps. In the summer, soft fuzzy pink panicles are produced on stems. Peak bloom is late summer to early fall.	H12-24" W12-24"	Summer-Frost Zone 9(20°)	○ ●
--	--------------------	-----------------------------	-----

### Milium Golden Millet

<b>effusium 'Flashlights'</b> •Chartreuse-green, slightly weeping foliage with a mounding habit. Plant in moist, well-drained soil. Delicate, white pinnacles appear in spring. Great accent plant in containers or landscape.	H18-24" W18-24"	Late Spring-Frost Zone 9(20°)	○ ● ☼
---	--------------------	----------------------------------	-------



### Pennisetum *Fountain Grass*

<b>'First Kight'</b> •A royal flush of black purple foliage. It has center leaves that thrust skyward like broadsword blades and outer leaves that arch gracefully.	H48-54" W24-36"	Late Summer-Frost Zone 8(10°)	○ ●
<b>purpureum 'Regal Princess'</b> •Similar to 'Princess', with improved purple color and enhanced disease resistance. Blades grow deeper purple into summer, unlike many that fade.	H36-48" W24-36"	Late Summer-Frost Zone 8(10°)	○ ●
<b>setaceum 'Cherry Sparkler' <i>Variegated Fountain Grass</i></b> •Foliage is green and cream variegated, and is overlaid with a soft pink blush. In cool temperatures the blush is highly expressed and plants are pink overall in appearance. Burgundy plumes stand above the foliage.	H24-36" W18-24"	Summer-Frost Zone 9(20°)	○ ☼
<b>setaceum 'Fireworks' <i>Variegated Fountain Grass</i></b> •Similar to Rubrum, with green, white and pink variegation.	H24-30" W12-36"	Summer-Frost Zone 9(20°)	○ ☼
<b>setaceum 'Red Riding Hood' <i>Dwarf Purple Fountain Grass</i></b> •A dwarf form of 'Rubrum', it sports bottlebrush-like pink blooms.	H12-18" W12-20"	Summer-Frost Zone 9(20°)	○ ☼
<b>setaceum 'Rubrum' <i>Purple Fountain Grass</i></b> •Long red-purple plumes on cascading purple foliage. A quick bloomer. Used as a bedding plant or in containers.	H36-48" W24-48"	Summer-Frost Zone 9(20°)	○ ☼
<b>setaceum 'Sky Rocket'</b> •Mounding with cascading clumps of fine textured, bright variegated green and white foliage with pink plumes.	H24-36" W16-24"	Summer-Frost Zone 9(20°)	○ ☼



# Perennial Grasses

## Andropogon *Big Blue Stem*

<b>gerardii 'Blackhawks'</b> •Upright foliage starts dark green, begins to turn purple in August as nights cool, and is nearly black by late September.	H48-60" W12-24"	Late Summer-Fall Zone 3(-40°)	○ ☕ ☹
<b>gerardii 'Rain Dance' *Native &amp; Waterwise*</b> •Red-tipped foliage, deeper green than the species, turns completely maroon in fall. Up to 4" red flowers on red stems in varying tones. Seed heads branch into three parts making it look like a turkey's foot.	H60-72" W38-48"	Late Summer-Fall Zone 3(-40°)	○ ☕ ☹ ▲
<b>gerardii 'Red October' *Native &amp; Waterwise*</b> •Burgundy-red tips from spring to fall on deep green foliage. Small burgundy flowers bloom in August on 5-6' red stems. Foliage color deepens to purple-red as the nights cool.	H60-72" W18-24"	Late Summer-Fall Zone 3(-40°)	○ ☕ ☹

## Bouteloua *Blue Grama*

<b>gracilis 'Blonde Ambition' *Native &amp; Waterwise*</b> •Native grass that grows in a wide range of soil types. Flag-like, beige flowers are held horizontally above blue-green foliage. Long lasting blonde seed heads provide exceptional winter interest.	H18-36" W10-18"	Summer-Fall Zone 3(-40°)	○ ☕ ☹ ▲
<b>gracilis 'Blue Grama Grass' *Native &amp; Waterwise*</b> •This grass is a tufted, warm season, Missouri native grass. Narrow, bluish-grey leaf blades, 1/4" wide, typically form a dense clump. Foliage turns golden brown in autumn. Flowers appear on arching stems.	H12-24" W18-24"	Summer-Fall Zone 3(-40°)	○ ☕ ☹ ▲

## Calamagrostis *Feather Reed Grass*

<b>acutiflora 'Avalanche'</b> •Green with a white stripe in the center. A variegated foliage that plumes like a Karl Foerster although they're not as showy.	H48-60" W24-30"	Summer-Fall Zone 4(-30°)	○ ◐ ☹
<b>acutiflora 'Eldorado'</b> •Gold variegated form of Karl Foerster. Green leaves with bright gold center. Needs moisture in hot weather.	H48-60" W18-24"	Summer-Fall Zone 5(-20°)	○ ◐ ☹
<b>acutiflora 'Karl Foerster'</b> •Vertical habit, green leaves, golden flower plumes. Likes moist, well-drained soil. A favorite among landscapers.	H48-60" W24-30"	Summer-Fall Zone 4(-30°)	○ ◐ ☹ ✂
<b>acutiflora 'Overdam'</b> •White edge with a green-striped center. A variegated foliage that will plume like a Karl Foerster although not as showy. Likes moist, well-drained soil.	H48-60" W24-30"	Summer-Fall Zone 4(-30°)	○ ◐ ☹
<b>brachytricha 'Diamond'</b> •A clump-forming, warm season grass with bright green leaves. The feathery pink flowers fade to cream in fall and turn to gold in winter.	H36-48" W24-36"	Summer-Fall Zone 5(-20°)	○ ◐ ☹ ✂

## Carex *Sedge*

<b>buchananii 'Firefox'</b> •Plants form upright clumps of very fine, hair-like leaves in a most unusual bronzy-cinnamon color. Outstanding as a color contrast in the border. Also nice in a rock garden or containers. Plants are inclined to self seed.	H12-24" W12-18"	Spring-Fall Zone 6(-10°)	○ ◐ ☹ ☹
<b>buchananii 'Red Rooster'</b> •Upright, finely-textured, bronze foliage. This one holds the color well. Plumes in late spring.	H16-20" W24-36"	Spring-Fall Zone 6(-10°)	○ ◐ ☹ ☕ ☹
<b>comans 'Amazon Mist'</b> •Milky green-on-green reverse Carex. Upright form has twisting tips, suited for small containers and mixed planters.	H10-12" W12-16"	Spring-Fall Zone 6(-10°)	○ ◐ ☹ ☕ ☹
<b>comans 'Bronco'</b> •Deep bronze-brown, thin foliage is gracefully arching, forming an attractive mound. Winter and early season growth is tinged a beautiful coppery-pink, tipped with silver. Great for containers or rock gardens.	H10-18" W18-24"	Spring-Fall Zone 6(-10°)	○ ◐ ☹ ☕ ☹



## Chasmanthium Northern Sea Oats

<b>latifolium 'Little Tickler'</b> •A truly unique variety of Northern Sea Oats differing from the species having a more dwarf habit. It has interesting rolled dark green bamboo-like foliage. Large oat-like seed heads are a golden green.	H18-24" W12-18"	Late Summer-Fall Zone 5(-20°)	○ ● ☙ ☚
<b>latifolium 'Northern Sea Oats'</b> •Drooping seed heads hang in clusters. Green foliage turns bronze in fall and green seed heads turn purplish bronze by end of summer. Likes well-drained soil and tolerates poor soils. Cut back to the ground in early spring before new growth begins.	H30-36" W12-18"	Late Summer-Fall Zone 5(-20°)	○ ● ☚

## Cortaderia Dwarf Pampas Grass

<b>selloana 'Pumila'</b> •This dwarf cultivar has mid-green leaves and densely tufted, silvery yellow plumes atop tall, upright stalks.	H36-72" W36-48"	Late Summer-Fall Zone 6(-10°)	○ ☚
--	--------------------	----------------------------------	-----

## Deschampsia Tufted Hair Grass

<b>cespitosa *Native &amp; Waterwise*</b> •An ornamental grass that does well in moderately shady locations. Airy masses of finely branched, light green inflorescences rise above the neatly rounded tufts of narrow, dark green foliage.	H24-48" W12-24"	Early Summer-Fall Zone 4(-30°)	○ ●
<b>cespitosa 'Northern Lights'</b> •Creamy white, variegated leaves that turn pink in cold weather. Requires weekly watering and more often in hot summers.	H12-18" W12-36"	Early Summer-Fall Zone 5(-20°)	○ ● ☚
<b>cespitosa 'Pixie Fountain'</b> •A miniature grass, with dark green foliage and yellow-gold plumes.	H16-24" W18-24"	Summer-Fall Zone 2(-50°)	○ ● ☚

## Erianthus Pampas Grass

<b>ravennae Northern Pampas Grass</b> •Truly one of the giants of the grass world. The tall white flower stalks extend high above the foliage. The foliage is a grey-green mound. Prefers well-drained soil.	H144-160" W72-96"	Late Summer-Fall Zone 5(-20°)	○ ☙ ☚
---	----------------------	----------------------------------	-------

## Festuca Fescue

<b>glauca 'Beyond Blue'</b> •Long, exaggerated, fine-textured foliage is a rich powder blue that stays bright all season. It is known for its tidiness and low maintenance habit.	H12-18" W16-18"	Summer-Fall Zone 4(-30°)	○ ☚
<b>glauca 'Boulder Blue'</b> •This plant forms compact, cascading mounds of intensely blue, narrow leaves. Blooms are generally secondary, but this cultivar blooms more heavily than most.	H6-12" W6-12"	Summer-Fall Zone 4(-30°)	○ ☙ ☚
<b>glauca 'Elijah's Blue'</b> •Possibly the best blue! Evenly rounded tufts of thin blue grass. Prefers loose, well-drained soil.	H8-18" W8-10"	Summer-Fall Zone 4(-30°)	○ ☙ ☚
<b>idahoensis Idaho Fescue *Native &amp; Waterwise*</b> •A modest sized native bunchgrass with beautiful blue-green, fine textured foliage. Known for its hardiness and very low maintenance.	H18-24" W10-16"	Late Spring-Fall Zone 3(-40°)	○ ● ☙ ▲ ☚
<b>idahoensis Siskiyou Blue Idaho Fescue *Native &amp; Waterwise*</b> •Clumping, graceful, upright habit. Native Idaho blue fescue.	H14-18" W8-16"	Summer-Fall Zone 5(-20°)	○ ☙ ▲ ☚
<b>mairei 'Atlas Fescue'</b> •A large growing bunch grass that flowers with slender spikes of tawny brown flowers. Durable and long lived.	H24-36" W24-36"	Late Spring-Fall Zone 4(-30°)	○ ☙ ☚

## Helictotrichon Blue Oat Grass

<b>sempervirens Blue Oat Grass</b> •A beautiful silver-blue foliage; evergreen. Produces bright gold oat-like seed heads that hold its shape all season and can support snow load for winter interest.	H12-36" W18-36"	Spring-Fall Zone 4(-30°)	○ ✂ ☙ ☚
---	--------------------	-----------------------------	------------

GRASS FAVORITES



**Hierochloa**

<b>odorata <i>Vanilla Grass</i></b> *Native & Waterwise* •Native throughout North America. Glossy green leaves have a pleasant, vanilla fragrance. Used in herbal medicines and alcoholic beverages. Spreads by underground rhizomes. Will grow in different soil types but prefers rich, moist soils.	H12-24" W18-30"	Early Summer-Fall Zone 3(-40°)	○ ☕ ☹️ 🌱
---	--------------------	-----------------------------------	-------------

**Juncus *Soft Rush*** Warm-season grass. Warm-season grasses won't start growing until mid to late spring or even early summer. Their major growth and flowering happens when the weather is hot. They will usually turn shades of brown for the winter and is an elegant plant. Requires very little attention once is it well-established. Grows in any level of moisture from dry to standing water.

<b>effusus 'Twisted Dart'</b> •Offers the contrast of blue and green along with straight and twisted blades.	H8-12" W8-12"	Spring-Fall Zone 5(-20°)	○ ● ☕ ☹️
<b>effusus 'Twister'</b> •Small, curly green leaves offer interesting and fun foliage. Upright habit. Thrives in wet conditions.	H12-18" W12-14"	Spring-Fall Zone 5(-20°)	○ ● ☕ ☹️
<b>inflexus 'Blue Arrows'</b> •Strong, straight, upright habit with blue-green foliage works great in containers or planting in the garden.	H24-48" W12-20"	Spring-Fall Zone 5(-20°)	○ ● ☕ ☹️
<b>inflexus 'Blue Dart'</b> •Compact, blue-foliaged grass that has a spray-type habit and is well-suited to small containers and baskets.	H12-16" W8-12"	Spring-Fall Zone 5(-20°)	○ ● ☕ ☹️

**Leymus *Blue Wildrye***

<b>glaucus 'Blue Basin'</b> *Perennial Favorites Standout* •A columnar powder-blue form with coarse, wide foliage provides a great vertical accent. Very drought and alkaline tolerant.	H60-72" W18-24"	Summer-Fall Zone 4(-30°)	○ ☕
--	--------------------	-----------------------------	-----

**Miscanthus *Maiden Grass***

<b>oligostachyus 'Purpurensens' <i>Autumn Flame</i></b> •Leaves are a pleasant grey-green, turning a brilliant red-orange in fall. Seed heads have a magenta hue-changing to silky, white panicles as winter approaches.	H36-60" W24-40"	Late Summer- Winter Zone 4(-30°)	○ ☹️
<b>sinensis 'Cosmopolitan' <i>Variiegated Japanese Silver Grass</i></b> •This is a very large, vigorous, ornamental grass with broad, weeping foliage and feathery beige flower heads.	H96-120" W30-36"	Late Summer- Winter Zone 4(-30°)	○ ☕ ☹️
<b>sinensis 'Gold Breeze'</b> •Forms an eye-catching clump of green leaves that are horizontally banded in creamy yellow from the base of the plant to the tips. This grass is strictly upright and compact in habit. Showy burgundy inflorescences appear just above the foliage.	H38-60" W24-36"	Fall-Winter Zone 5(-20°)	○ ☹️
<b>sinensis 'Gracillimus'</b> •Narrow arching foliage with plumes that are copper to red. Plant as a specimen, screen or with evergreen shrubs for winter interest.	H72-84" W36-72"	Fall-Winter Zone 5(-20°)	○ ☕ ☹️
<b>sinensis 'Little Miss'</b> •Lush green foliage emerges early spring, graduating to brilliant carmine and purple tones in summer, intensifying in fall. Foliage clumps retain their green coloration in the center, providing a two-tone effect. Red flowers set showy buff-colored seed heads in late summer that hold through fall.	H24-36" W24-36"	Late Summer- Winter Zone 4(-30°)	○ ☕ ☹️

**Muhlenbergia *Muhly Grass***

<b>capillaris 'Pink Cloud'</b> •Slender, smooth, glossy green blades that produce dark pink plumes.	H30-36" W24-36"	Fall Zone 5(-20°)	○ ● ☕
<b>reverchonii 'Undaunted' <i>Ruby Muhly Grass</i></b> •A native grass that is long-lived, low-maintenance, and clumping with lovely reddish clouds of flowers. It thrives in most soils including alkaline clay and adapts to water-logging.	H18-30" W18-24"	Fall-Winter Zone 5(-20°)	○ ☕ ☹️

GRASS  
FAVORITES

# GRASSES



PERENNIAL  
FAVORITES

## Panicum *Switch Grass*

<b>virgatum 'Heavy Metal'</b> •Leaves are silvery blue with a very upright habit. The upright nature creates a formal appearance softened only by its delicate seed heads. Tolerates a wide range of soils.	H60-72" W24-36"	Early Summer-Fall Zone 3(-40°)	○ ⊗
<b>virgatum 'Hot Rod'</b> •A compact, drought and salt tolerant clumping grass with excellent vertical form. Blue-green foliage during the growing season turns a deep burgundy in summer. Airy purple flower panicles produce showy seed heads.	H36-48" W18-24"	Late Summer-Fall Zone 4(-30°)	○ ♣ ⊗
<b>virgatum 'Northwind'</b> •A tall ornamental grass which features one of the best vertical forms of any Panicum. The leaves are olive-green to bluish-green topped with finely textured yellow plumes.	H24-36" W24-36"	Late Summer-Fall Zone 2(-50°)	○ ● ♣ ⊗
<b>virgatum 'Ruby Ribbons'</b> •Soft green foliage, takes on a wine-red color in early summer. Flowers have wispy ornamental seed heads that appear in the fall.	H42-48" W22-34"	Late Summer-Fall Zone 4(-30°)	○ ♣ ⊗
<b>virgatum 'Shenandoah'</b> •Best burgundy coloring of all panicum, turning deep red by mid summer. Tolerates a wide range of soils. Flowers have wispy ornamental seed heads throughout the fall and winter season.	H42-48" W28-34"	Late Summer-Fall Zone 4(-30°)	○ ● ♣ ⊗

## Pennisetum *Fountain Grass*

<b>alopecuroides 'Burgundy Bunny'</b> •This is the only miniature variety to show some red color in summer, followed by all-over blazing red color in the fall until frost. Short stature with narrow, green leaves and small tufted cream flower plumes.	H12-16" W12-16"	Summer-Fall Zone 5(-20°)	○ ♣ ⊗
<b>alopecuroides 'Hameln'</b> •Fine textured foliage with seed heads that open greenish white, turning a creamy tan.	H12-24" W18-24"	Summer-Fall Zone 4(-30°)	○ ♣ ⊗
<b>alopecuroides 'Red Head'</b> •Fine textured foliage with soft smokey-pink bottle-brush plumes. The leaves turn gold in fall.	H36-48" W24-36"	Summer-Fall Zone 5(-20°)	○ ♣ ⊗
<b>orientale 'Karley Rose'</b> •Fine textured deep green foliage with purplish rose plumes. Vigorous and very attractive. Prefers moist soil.	H30-40" W24-36"	Summer-Fall Zone 5(-20°)	○ ♣ ⊗
<b>orientale <i>Oriental Fountain Grass</i></b> •This is one of the most commonly used ornamental grasses due to its low growing habit and abundance of of 3-4" light pink flowers. Foliage is dark green and 12-24" in height with blooms being an additional 12-24" above the foliage.	H24-48" W24-36"	Summer-Fall Zone 5(-20°)	○

## Poa *Bluegrass*

<b>secunda var. juncifolia <i>Mini Oat</i> *Perennial Favorites Standout*</b> •This is a <u>Blue Oat Grass look-a-like</u> with it's similar blue-grey foliage and growth pattern. The blades are rough to the touch, stiff and tightly folded with boat-shaped tips.	H12-24" W10-12"	Summer-Fall Zone 4(-30°)	○ ♣
<b>glauca 'Blue Hills' <i>Blue Meadow Grass</i></b> •It has tiny, delicate, high arching flowers and pleasant blue-green leaves. It is a cool season grass.	H8-10" W10-12"	Summer-Fall Zone 2(-50°)	○ ● ♣

## Schizachyrium *Little Blue Stem*

<b>scoparium 'Blaze' *Native &amp; Waterwise*</b> •Fine-bladed native grass. Striking vertical effect with stunning fall color of reds and oranges.	H24-36" W12-16"	Summer-Fall Zone 3(-40°)	○ ♣ ⊗ ▲
<b>scoparium 'Prairie Blues' *Native &amp; Waterwise*</b> •Native prairie grass. Upright, clump of pewter-blue foliage. Fall display is best with white seed heads and orange foliage. Soft wispy appearance.	H30-36" W14-18"	Summer-Fall Zone 3(-40°)	○ ♣ ⊗ ▲
<b>scoparium 'Standing Ovation'</b> •Sturdy, upright stems with a blue cast that is dark purple closer to the base. It has brilliant fiery-colored foliage through fall. The blades are thicker than other varieties.	H36-48" W12-18"	Summer-Fall Zone 3(-40°)	○ ♣ ⊗ ✂

GRASS  
FAVORITES



**Sorghastrum *Indian Grass***

<p><b>nutans 'Indian Steel' *Native &amp; Waterwise*</b> •Clumping native grass with metallic blue foliage. Upright golden-brown flowers are large and very attractive. Foliage turns to a bright coppery-brown after frost.</p>	<p>H36-72" W24-36"</p>	<p>Summer-Fall Zone 3(-40°)</p>	<p>○ ☘ ▲</p>
<p><b>nutans 'Thin Man'</b> •A selected form of native Indiangrass. It has very blue foliage and a narrow, very upright growing habit.</p>	<p>H60-72" W24-30"</p>	<p>Late Summer Zone 4(-30°)</p>	<p>○ ☘ ▲</p>

**Sporobolus**

<p><b>airoides <i>Prairie Dropseed</i> *Native &amp; Waterwise*</b> •Useful for large scale groundcover, erosion control and for revegetation. Flowers are delicate and excellent for dried arrangements. Foliage color is medium green; narrow blade width.</p>	<p>H24-40" W18-30"</p>	<p>Summer-Fall Zone 4(-30°)</p>	<p>○ ☘ ▲</p>
<p><b>heterolepis 'Morning Mist'</b> •Magnificent fountain of fine textured, emerald-green leaves.</p>	<p>H24-48" W24-36"</p>	<p>Summer Zone 3(-40°)</p>	<p>○ ☘</p>
<p><b>heterolepis <i>Prairie Dropseed</i></b> •Reddish to purplish tones with an open form. Pink flowers form a mist-like display. Loves moisture and fertilizer. Upright, arching native grass. Emerald-green, fine-textured blades. Turns orange and gold in fall.</p>	<p>H24-36" W20-24"</p>	<p>Summer Zone 3(-40°)</p>	<p>○ ☘</p>
<p><b>wrightii 'Windbreaker' <i>Los Lunas Sacaton Grass</i></b> •Foliage is green with large golden seed heads that turn a lovely golden color in the winter months. It is very drought tolerant but needs a couple of deep waterings through dry months.</p>	<p>H60-84" W60-72"</p>	<p>Summer-Fall Zone 5(-20°)</p>	<p>○ ☘</p>

**Stipa *Mexican Feather Grass***

<p><b>tenuissima 'Pony Tails'</b> •Green foliage is very fine and soft to the touch. Flowers are feathery, ripening to golden brown. This is a great choice for mass plantings.</p>	<p>H24-30" W12-24"</p>	<p>Summer-Fall Zone 6(-10°)</p>	<p>○ ☘</p>
---	----------------------------	-------------------------------------	------------







**Achillea Yarrow** Fragrant fern-like foliage. Tolerates poor soils.

<b>ageratifolia Greek Yarrow</b> •Low growing evergreen. Silver foliage with bright white flowers on short stems.	H4-6" W12-24"	Late Spring-Summer Zone 4(-30°)	○ ♀ ☼ ♀
<b>'Little Moonshine'</b> •Bright gold with cut grey green foliage. Miniature version of Moonshine.	H8-12" W10-12"	Summer-Early Fall Zone 3(-40°)	○ ♀ ♀
<b>millefolium 'Paprika'</b> •Ruby-red with a gold center.	H18-24" W18-24"	Summer-Early Fall Zone 3(-40°)	○ ♀ ♀
<b>millefolium 'Terra Cotta'</b> •Pronounced silvery foliage and sturdy stems support bright peach flowers that slowly turn to rich hues of reds and oranges.	H24-36" W12-24"	Summer-Early Fall Zone 3(-40°)	○ ♀ ♀
<b>'Moonshine'</b> •Bright yellow flowers with silvery foliage.	H18-24" W18-24"	Summer-Early Fall Zone 3(-40°)	○ ♀ ♀
<b>ptarmica 'Peter Cottontail' *New*</b> •Large, ivory white flowers. Low, mounding habit of green foliage.	H18-24" W28-30"	Summer-Early Fall Zone 4(-30°)	○ ☼ ♀ ♀ ✂
<b>tomentosa 'King Edward'</b> •Small clusters of primrose-yellow flowers with fuzzy, olive-green leaves.	H4-10" W8-12"	Summer-Early Fall Zone 3(-40°)	○ ♀ ♀

**Desert Eve Series** This compact series is an upright, clump-forming, herbaceous perennial with finely-divided, dark green leaves. In summer, erect stems bear flat clusters of flowers.

<b>'Deep Rose'</b> •Large 4" rose flower heads grow over fragrant fern-like foliage.	H12-18" W14-18"	Summer-Early Fall Zone 4(-30°)	○ ♀ ✂ ♀
<b>'Red Improved'</b> •Large 4" deep red flower heads grow over fragrant fern-like foliage.	H12-18" W14-18"	Summer-Early Fall Zone 4(-30°)	○ ♀ ✂ ♀
<b>'Terracotta'</b> •Large 4" pale orange flower heads grow over fragrant fern-like foliage.	H12-18" W14-18"	Summer-Early Fall Zone 4(-30°)	○ ♀ ✂ ♀
<b>'Yellow'</b> •Large 4" bright yellow flower heads grow over fragrant fern-like foliage.	H12-18" W14-18"	Summer-Early Fall Zone 4(-30°)	○ ♀ ✂ ♀

**Milly Rock Series (millefolium)** Compact, mounding habit that holds together all summer.

<b>'Red'</b> •Dark red with a yellow eye.	H10-12" W10-12"	Late Spring-Fall Zone 5(-20°)	○ ♀ ☼
<b>'Rose'</b> •Dark rose with a small yellow eye.	H10-12" W10-12"	Late Spring-Fall Zone 5(-20°)	○ ♀ ☼
<b>'Yellow' *New*</b> •Compact, mounding habit that holds together nicely all summer long. Lemon yellow	H10-12" W10-12"	Late Spring-Fall Zone 5(-20°)	○ ♀ ☼ ✂

**New Vintage Series (millefolium)** The Vintage Series contains deep colors that mature to attractive shades, instead of fading to brown. Excellent rebloom. Tidy, tight habit makes them superior for containers and the garden.

<b>'Red'</b> •Showy flat-top red flowers with creamy white eyes.	H12-14" W10-12"	Summer-Early Fall Zone 4(-30°)	○ ♀ ♀
<b>'Rose'</b> •Showy flat-top rose flowers with creamy white eyes.	H12-14" W10-12"	Summer-Early Fall Zone 4(-30°)	○ ♀ ♀
<b>'Violet'</b> •Showy flat-top violet flowers with creamy white eyes.	H12-14" W10-12"	Summer-Early Fall Zone 4(-30°)	○ ♀ ♀
<b>'White'</b> •Showy flat-top solid white flowers with creamy white eyes.	H12-14" W10-12"	Summer-Early Fall Zone 4(-30°)	○ ♀ ♀

# PERENNIALS



PERENNIAL  
FAVORITES

## Acinos *Alpine Rock Thyme*

<b>alpinus <i>Alpine Rock Thyme</i></b> •Forms a low cushioned mound with tiny green leaves. Clusters of bright magenta to purple flowers through most of the summer.	H4-8" W12-16"	Summer Zone 4(-30°)	○ ♀ ♣
--	------------------	------------------------	-------

**Aconitum *Monkshood*** Each flower is shaped like a helmet or hood, hence it's common name. Foliage is deeply cut, glossy and dark green. Foliage can irritate skin; leaves and roots are toxic.

<b>carmichaelii 'Royal Flush'</b> •Deep blue	H20-24" W12-24"	Mid Summer Zone 4(-30°)	○ ● ♣ ✂
<b>fischeri <i>Azure Monkshood</i></b> •Lavender-blue	H18-24" W12-18"	Mid Summer Zone 4(-30°)	○ ● ♣ ✂
<b>napellus <i>Common Monkshood</i></b> •Violet-blue	H36-42" W12-18"	Mid Summer Zone 4(-30°)	○ ● ♣ ✂

## Aegopodium *Bishops Weed*

<b>podagraria 'Variegatum' <i>Snow on the Mountain</i></b> •Rapid spreading groundcover with green and white variegated foliage and white flowers. Will grow in difficult spots.	H6-14" W24-36"	Late Spring Zone 3(-40°)	● ○ ♣
---	-------------------	-----------------------------	-------

## Aethionema

<b>schistosum <i>Persian Stonecress</i> *Native &amp; Waterwise*</b> •Fragrant soft pink flower clusters cover the plant. Evergreen foliage consists of small blue-green leaves. Excellent for alpine and rock gardens. Prefers well drained soil, but tolerates poor and sandy soil.	H10-12" W12-16"	Spring-Mid Summer Zone 4(-30°)	○ ♣ ▲
--	--------------------	-----------------------------------	-------

**Agastache *Hyssop*** One of the most rewarding perennials to grow. These versatile perennials are excellent in the border, and are just as happy for the summer in a container. These flowers are attractive to hummingbirds and butterflies. Fragrant and drought tolerant. Tubular shaped flowers are long blooming. All varieties have fragrant licorice-like scent to the foliage.

<b>aurantiaca 'Coronado'</b> •Silver-green leaves and sunny yellow tubular blooms set aglow with orange streaks.	H16-20" W12-18"	Summer Zone 4(-30°)	○ ● ♀ ♣ ✂
<b>aurantiaca 'Navajo Sunset' *Native &amp; Waterwise*</b> •Citrus scented dark green foliage with bright orange tubular flowers.	H18-24" W12-16"	Late Summer-Fall Zone 5(-20°)	○ ♀ ♣ ▲
<b>cana 'Blue Boa'</b> •Deep violet-blue flower spikes over green foliage.	H24-32" W12-16"	Summer Zone 5(-20°)	○ ● ♀ ♣ ✂
<b>cana 'Sonoran Sunset'</b> •Large lavender-rose tubular flowers on grey-green foliage.	H14-16" W12-16"	Summer Zone 4(-30°)	○ ● ♀ ♣ ✂
<b>'Crazy Fortune' *New*</b> •Anise-scented, cool-toned blooms are joined by variegated foliage to make an especially striking show. Purple blooms.	H24-28" W18-20"	Mid to late Summer Zone 4(-30°)	○ ♀ ♣ ✂
<b>'Forever Summer Melon' *New*</b> •Self cleaning, fragrant tubular flowers predominately rockmelon-orange with a tinge of pale watermelon pink.	H20-23" W18-23"	Summer-Fall Zone 6(-10°)	○ ♀ ♣ ✂
<b>'Pstessene-Coronado Red'</b> •Brilliant crimson and maroon tubular shaped flowers, very unique bloom and compact habit.	H14-18" W12-16"	Summer Zone 5(-20°)	○ ● ♀ ♣ ✂
<b>rugosa 'Little Adder'</b> •More compact and better branching produces purple-lavender tubular shaped flowers.	H12-18" W8-12"	Summer Zone 5(-20°)	○ ● ♀ ♣ ✂
<b>rupestris 'Apache Sunset'</b> •Forms a bushy clump, bearing short spikes of salmon-orange flowers with silvery, aromatic foliage.	H14-24" W12-18"	Summer Zone 4(-30°)	○ ♀ ♣ ✂

PERENNIAL  
FAVORITES



**Arizona Series (hybrida)** This series is native to North America and is well adapted to the mountainous and arid climates of the western United States. Drought tolerant once established; intolerant of damp soils.

<b>'Sandstone'</b> •Orange colored plumes are dense with a sweet honey-mint scent on a compact habit and long lasting.	H8-12" W8-12"	Summer Zone 6(-10°)	
<b>'Sun'</b> •First year flowering plant with yellow-gold flowers on a compact and uniform habit.	H8-12" W8-12"	Summer Zone 6(-10°)	
<b>'Sunset'</b> •Flower spikes are blending shades of orange, pink and lavender on a compact habit.	H8-12" W8-12"	Summer Zone 6(-10°)	

**Kudos Series** Better disease resistance. This series is very tolerant of wet, cold soils.

<b>'Ambrosia'</b> •Creamy coconut, pale orange and light rose-pink spikes have an airy appearance.	H12-18" W12-16"	Summer-Fall Zone 5(-20°)	
<b>'Coral'</b> •Coral plumes dense with a sweet honey-mint scent.	H12-18" W12-16"	Summer-Fall Zone 5(-20°)	
<b>'Gold'</b> •Gold-orange	H12-18" W12-16"	Summer-Fall Zone 5(-20°)	
<b>'Mandarin'</b> •Bright orange plumes have a neat, tight appearance.	H12-18" W12-16"	Summer-Fall Zone 5(-20°)	
<b>'Silver Blue'</b> •Clear light blue flowers are held in plump spikes on deep green foliage.	H12-18" W12-16"	Summer-Fall Zone 5(-20°)	

**Ajuga Bugleweed (reptans)** A common perennial ground cover. It is fast growing and easy to grow. Most are very hardy, have attractive leaves and lovely flowers. Can take morning sun.

<b>'Black Scallop'</b> •Lush dark burgundy-black foliage blankets the ground with blue flower spikes.	H4-6" W10-24"	Spring Zone 3(-40°)	
<b>'Chocolate Chip'</b> •Depending on the amount of sunlight, the leaves are a mix of rich chocolate-purple and green.	H4-6" W8-10"	Spring Zone 3(-40°)	
<b>'Pink Lightning'</b> •Clumps of attractive variegated foliage are topped in spring with short spikes of mauve-pink flowers.	H4-6" W10-12"	Spring Zone 3(-40°)	
<b>'Silver Queen'</b> •Variegated foliage that is silvery green, and cream with pale blue flowers.	H4-6" W12-24"	Spring Zone 3(-40°)	

**Alcea Hollyhock (rosea)** Stately, short-lived perennial that easily self-seeds and can establish colonies in the garden that persist for years. Plant hollyhocks at the back of the border or along fences and walls.

<b>'Halo Mix'</b> •The majestic stems are lined with bi-color single flowers, each floret displaying a contrasting halo and glowing eye of purple, rose, red, salmon, yellow, and white.	H48-60" W18-24"	Summer Zone 4(-30°)	
<b>'Queeny Mix'</b> •A dwarf double that produces a profusion of large, fully double blooms that are purple, rose, red, salmon, yellow and white.	H24-30" W12-18"	Summer Zone 4(-30°)	
<b>'Spring Celebrities Mix'</b> •Large, double blooms of pink, orange, white, and yellow.	H24-30" W18-24"	Summer Zone 4(-30°)	
<b>'Summer Carnival Mix'</b> •Sturdy stems covered with semi-double and double blooms in bright clear shades of yellow, scarlet, rose, pink, white and rose-red.	H36-48" W18-24"	Summer Zone 4(-30°)	



## Alcea *Hollyhock* (rosea) Continued

**Chater's Series** Saucer shaped double blossoms with medium green colored leaves that are round with lobed and pleated edges.

<b>'Chamois Rose'</b> •Light pink	H48-60" W24-36"	Summer Zone 4(-30°)	☉ ☽ 🦋 🌿
<b>'Golden Yellow'</b> •Golden yellow	H48-60" W24-36"	Summer Zone 4(-30°)	☉ ☽ 🦋 🌿
<b>'Maroon'</b> •Maroon	H48-60" W24-36"	Summer Zone 4(-30°)	☉ ☽ 🦋 🌿
<b>'Red'</b> •Velvet-red	H48-60" W24-36"	Summer Zone 4(-30°)	☉ ☽ 🦋 🌿
<b>'Salmon'</b> •Salmon-pink	H48-60" W24-36"	Summer Zone 4(-30°)	☉ ☽ 🦋 🌿
<b>'White'</b> •White with small yellow centers.	H48-60" W24-36"	Summer Zone 4(-30°)	☉ ☽ 🦋 🌿

**Spotlight Series** Single flowers are produced on tall, sturdy stalks.

<b>'Black Night'</b> •Deep black-purple	H60-72" W18-24"	Summer Zone 4(-30°)	☉ ☽ 🦋 🌿
<b>'Mars Magic'</b> •Bright red	H60-72" W18-24"	Summer Zone 4(-30°)	☉ ☽ 🦋 🌿
<b>'Polar Star'</b> •Pure white	H60-72" W18-24"	Summer Zone 4(-30°)	☉ ☽ 🦋 🌿
<b>'Radiant Rose'</b> •Bright pink	H60-72" W18-24"	Summer Zone 4(-30°)	☉ ☽ 🦋 🌿
<b>'Sunshine'</b> •Bright yellow	H60-72" W18-24"	Summer Zone 4(-30°)	☉ ☽ 🦋 🌿

**Alchemilla *Lady's Mantle* (mollis)** Attractive lobed leaves that are creased like a fan. Good in rock gardens and as a ground cover. Grows well in dry shade.

<b>'Auslese'</b> •Green to bright chartreuse flowers appear in clusters above scalloped, grey-green foliage.	H16-18" W18-24"	Late Spring Zone 3(-40°)	☉ ☽ ● 🦋 🌿
<b>'Thriller'</b> •Vivid golden-yellow flowers held on stems in open sprays above the scalloped bright green leaves.	H12-18" W12-18"	Late Spring Zone 3(-40°)	☉ ☽ ● 🦋 🌿

**Allium** Close relatives of onions and leeks; which make them deer and wildlife resistant. They come in a variety of sizes, textures and colors.

<b>'Blue Eddy'</b> •Fragrant lilac-pink bloom with light silvery blue foliage.	H8-12" W8-12"	Late summer Zone 5(-20°)	☉ ☽ 🦋 🌿 🌿
<b>'Millenium'</b> •Compact, upright clump of thick glossy green leaves which emit a slight smell of onion when crushed. Grows bright rosy purple clusters of flowers on strong stems above the attractive foliage.	H14-20" W10-16"	Late summer Zone 5(-20°)	☉ ☽ 🌿 🌿



**Alyssum Madwort (*montanum*)** Abundant mounds of rich, fragrant flowers on grey-green foliage. Stunning on rock walls and in borders. Drought tolerant once established.

<p><b>'Golden Spring'</b> •Golden-yellow blooms, more frost and heat tolerant than other varieties.</p>	<p>H6-8" W12-14"</p>	<p>Spring Zone 4(-30°)</p>	<p>☉ ☾ ☼ ☿</p>
<p><b>'Mountain Gold'</b> •Forms a low, trailing mound of silvery grey leaves, bearing masses of bright yellow flowers.</p>	<p>H8-10" W12-18"</p>	<p>Spring Zone 3(-40°)</p>	<p>☉ ☾ ☼ ☿</p>

**Amelanchier Serviceberry**

<p><b>ainifolia 'Saskatoon Serviceberry'</b> •White flower clusters that produce edible purple berries. Native to North America.</p>	<p>H72-120" W48-72"</p>	<p>Spring Zone 3(-40°)</p>	<p>☉ ☿</p>
<p><b>utahensis Utah Serviceberry *Native &amp; Waterwise*</b> •A deciduous shrub or small tree with edible berry-like fruit, native to North America. Foliage is blue-green and oval. Flowers are white on 2" delicate flower clusters. Small, purple, pea-shaped fruit is great to eat, similar to blueberries. Brilliant red and yellow fall color. Requires good drainage, not salt tolerant.</p>	<p>H72-120" W72-120"</p>	<p>Spring-Early Summer Zone 3(-40°)</p>	<p>☉ ☿ ▲</p>

**Anacyclus Mat Daisy (*depressus*)** Daisy-like white flowers with rose-pink on the reverse side.

<p><b>'Spring Carpet'</b> •Forms a low mat of very fine, ferny, grey-green leaves. Short stems of white daisies appear in late spring, each with a yellow eye.</p>	<p>H4-6" W12-16"</p>	<p>Late Spring Zone 4(-30°)</p>	<p>☉ ☿</p>
--	--------------------------	-------------------------------------	------------

**Anemone Windflower** Dark green foliage with graceful upright flower stems that rise above the foliage.

<p><b>'Curtain Call Deep Rose'</b> •Bright deep rose flowers appear in late summer over a small mound of compact green foliage.</p>	<p>H14-18" W16-18"</p>	<p>Late Summer Zone 4(-30°)</p>	<p>● ☾</p>
<p><b>'Curtain Call Pink'</b> •Bright rose-pink flowers appear in late summer positioned above a small mound of compact green foliage. Double row of pink petals and compact size makes it a perfect addition to fall containers.</p>	<p>H14-18" W16-18"</p>	<p>Late Summer Zone 4(-30°)</p>	<p>● ☾</p>
<p><b>'Honorine Jobert'</b> •This heirloom selection features large, white single blossoms on tall stems.</p>	<p>H36-48" W18-30"</p>	<p>Fall Zone 5(-20°)</p>	<p>● ☾</p>
<p><b>hupenhensis 'September Charm'</b> •Single rose-pink flowers, each petal darker on the backside.</p>	<p>H24-36" W24-36"</p>	<p>Fall Zone 4(-30°)</p>	<p>● ☾</p>
<p><b>hupenhensis v. japonica 'Pamina'</b> •Semi-double blossoms in a deep rose-pink shade.</p>	<p>H14-18" W16-18"</p>	<p>Fall Zone 5(-20°)</p>	<p>● ☾</p>
<p><b>'Lucky Charm'</b> •Dark violet sheen on new leaves which mature to a dark green with violet underside and stems. Blooms bright pink with gold accents.</p>	<p>H30-36" W18-24"</p>	<p>Fall Zone 3(-40°)</p>	<p>● ☾</p>
<p><b>'Queen Charlotte'</b> •Masses of wide, open, semi-double rose pink flowers with golden stamens.</p>	<p>H24-36" W24-36"</p>	<p>Fall Zone 5(-20°)</p>	<p>● ☾</p>
<p><b>sylvestris 'Snowdrops'</b> •Delicate nodding white flowers appear over a low mound of ferny foliage.</p>	<p>H12-18" W12-18"</p>	<p>Spring Zone 3(-40°)</p>	<p>● ☾</p>
<p><b>tomentosa 'Robustissima'</b> •Vigorous spreading habit that forms a low mound of grape-like green leaves. Pale pink blooms appear on sturdy branches above the foliage.</p>	<p>H34-46" W22-34"</p>	<p>Late Summer Zone 3(-40°)</p>	<p>● ☾</p>
<p><b>'Whirlwind'</b> •Very large semi-double snow-white blossoms. Growth habit is vigorous and large with dark green leaves. Can handle more sun compared to other Anemones.</p>	<p>H24-36" W24-36"</p>	<p>Fall Zone 3(-40°)</p>	<p>● ☾</p>

**Antennaria Pussytoes**

<p><b>dioica 'Rubra' *Native &amp; Waterwise*</b> •Tiny, bright silver-grey leaves form a low creeping mat. Fuzzy rose-pink flowers appear above the foliage. Excellent native ground cover for a sunny rock garden. Tolerates poor, dry soils.</p>	<p>H4-6" W10-12"</p>	<p>Late Spring Zone 3(-40°)</p>	<p>☉ ☾ ☿ ☼ ▲</p>
---	--------------------------	-------------------------------------	----------------------

# PERENNIALS




























PERENNIAL  
FAVORITES

<b>Aquilegia <i>Columbine</i></b> Old-fashioned flower available in a variety of sizes and colors with long-spurred blossoms.			
<b>caerulea Rocky Mountain Colorado Blue *Native &amp; Waterwise*</b> •Big blue and white flowers.	H24-36" W12-18"	Early Spring Zone 3(-40°)	☉ ☌ ☀ ♣ ♀ ▲
<b>caerulea 'White Crystal Star' *New*</b> •These plants prefer full sun in areas with mild summer climates, but in hot climates, they do well with partial shade in the afternoon. Bloom better with regular waterings, and cutting back old stems encourages repeat bloom.	H24-32" W12-18"	Spring-Early Summer Zone 3(-40°)	☉ ☌ ☀ ♀ ♀ ✂
<b>flabellata 'Cameo Mix'</b> •Shades of blue, pink, and white blooms that blanket this dwarf compact plant.	H2-6" W8-12"	Spring Zone 3(-40°)	☉ ☌ ☀ ♣ ♀
<b>Clementine Series (<i>vulgaris</i>)</b> Large doubled flowers that grow with an upright habit and a lush mound of foliage. Upward facing, similar to Clematis.			
<b>'Blue'</b> •Large, blue, spurless flowers.	H14-18" W12-16"	Spring Zone 3(-40°)	☉ ☌ ☀ ♀ ✂ ♀
<b>'Dark Purple'</b> •Large, dark purple, spurless flowers.	H14-18" W12-16"	Spring Zone 3(-40°)	☉ ☌ ☀ ♀ ✂ ♀
<b>'Red'</b> •Large, dark red, spurless flowers.	H14-18" W12-16"	Spring Zone 3(-40°)	☉ ☌ ☀ ♀ ✂ ♀
<b>'Salmon Rose'</b> •Large, salmon-pink, spurless flowers.	H14-18" W12-16"	Spring Zone 3(-40°)	☉ ☌ ☀ ♀ ✂ ♀
<b>Earlybird Series (<i>caerulea</i>)</b> This new series features strong, new colors and has a low cold requirement and short juvenility for growing in warm Winter climates. Features a controlled habit, with relatively short stems on well-mounded plants.			
<b>'Mix' *New*</b> •Mix of bright colors	H9-11" W8-10"	Early Spring- Summer Zone 3(-40°)	☉ ☌ ☀ ♀ ✂
<b>'White' *New*</b> •Solid white with yellow stamens	H9-11" W8-10"	Early Spring- Summer Zone 3(-40°)	☉ ☌ ☀ ♀ ✂
<b>Kirigami Series</b> Plants have a compact habit. The large, upfacing blooms, usually of bi-colored shades, are attractive to hummingbirds. Removing spent flowers will increase the blooming time. Since Columbines are relatively short lived, allow some of the plants to go to seed and self sow.			
<b>'Deep Blue and White'</b> •Dark blue sepals with white inside petals.	H14-24" W12-20"	Spring-Early Summer Zone 3(-40°)	☉ ☌ ☀ ♀ ✂ ♀
<b>'Mix'</b> •Assorted colors of red and white, blue and white, light blue and white, rose and white, and yellow.	H14-24" W12-20"	Spring-Early Summer Zone 3(-40°)	☉ ☌ ☀ ♀ ✂ ♀
<b>'Red and White'</b> •Red sepals with white inside petals.	H14-24" W12-20"	Spring-Early Summer Zone 3(-40°)	☉ ☌ ☀ ♀ ✂ ♀
<b>'Yellow'</b> •Soft butter yellow.	H14-24" W12-20"	Spring-Early Summer Zone 3(-40°)	☉ ☌ ☀ ♀ ✂ ♀
<b>Spring Magic Series</b> Early flowering and semi-tall Columbine series. This series produces abundant flowers and has a vigorous and strong growth habit. The dense leaf rosettes provide full, well-rounded plants without gaps.			
<b>'Mix'</b> •Bright, showy flowers of rose, blue, pink, white and yellow.	H12-24" W18-20"	Spring-Early Summer Zone 3(-40°)	☉ ☌ ☀ ♀ ✂ ♀












PERENNIAL  
FAVORITES







**Winky Series** Compact plants with double upward facing blooms.

<b>'Dark Blue &amp; White'</b> •Open facing double blooms of blue and white.	H18-24" W12-18"	Spring Zone 3(-40°)	    
<b>'Purple &amp; White'</b> •Double flowers in contrasting shades of deep violet and white.	H18-24" W12-18"	Spring Zone 3(-40°)	    
<b>'Red &amp; White'</b> •Double red and white flowers on uniform sturdy plants.	H18-24" W12-18"	Spring Zone 3(-40°)	    
<b>'Rose'</b> •Long-blooming with solid rose colored blossoms grown on sturdy stems.	H18-24" W12-18"	Spring Zone 3(-40°)	    
<b>'Sky Blue'</b> •Abundance of upright-facing light blue flowers with strong stems and a vigorous, bushy habit.	H18-24" W12-18"	Spring Zone 3(-40°)	    













**Arabis Rockcress** Grows loose spreading rosettes of small, greyish green leaves. Fragrant, long blooming, groundcover. Cut back after flowering for denser foliage. Flowers form above the foliage. Great for rock gardens and front edging on a border.

<b>blepharophylla 'Barranca Pink' *New*</b> •Evergreen deep pink flowering perennial forms neat rosettes with great flower power. Mounding habit.	H6-8" W7-8"	Early Spring Zone 4(-30°)	 
<b>blepharophylla 'Red Sensation'</b> •This forms a low rosette of green leaves with taller stems coming from the center that hold clusters of sweetly fragrant, crimson flowers.	H6-8" W6-18"	Spring Zone 5(-20°)	  
<b>blepharophylla 'Spring Charm'</b> •A dwarf, mat forming evergreen with soft green leaves that grow masses of bright clusters of rosy pink flowers.	H6-8" W8-10"	Early Spring Zone 3(-40°)	  
<b>caucasica 'Snowfix'</b> •An evergreen mound of soft grey-green foliage that reaches 6" tall. In early spring, tufts of pure white flowers will cover the foliage.	H6-12" W6-8"	Early Spring Zone 3(-40°)	  

**Arctostaphylos**

<b>uva-ursi 'Kinnickinnick' *Native &amp; Waterwise*</b> •Evergreen, mat forming, small shrub with attractive red stems and bright red berries in fall and winter. Flowers are inconspicuous. Requires good drainage and does best with morning sun.	H6-12" W60-180"	Spring-Early Summer Zone 3(-40°)	   
---	--------------------	--	--

**Arenaria Sandwort** These plants have narrow glossy green leaves that form mats of foliage. In mid-spring the plant is blanketed by 1/2" wide white flowers. Great for rock gardens and borders. Drought tolerant once established.

<b>montana 'Avalanche'</b> •Large white flowers and lance-shaped grey-green leaves appear on uniform, compact plants.	H4-8" W8-12"	Mid Spring Zone 3(-40°)	   
<b>montana 'Blizzard Compact'</b> •A low evergreen cushion of dark green leaves, bearing loads of white flowers.	H4-8" W10-12"	Mid Spring Zone 3(-40°)	   
<b>montana 'Lemon Ice'</b> •Forms a low, evergreen cushion of grey-green leaves, bearing loads of bright yellow buds that open to large lemon-yellow flowers.	H6-8" W8-12"	Mid Spring Zone 4(-30°)	   

# PERENNIALS



PERENNIAL  
FAVORITES

**Armeria Thrift** Compact tufts of evergreen, grass-like foliage with sturdy, wiry stems of globe-shaped flowers. Good for rock gardens and borders.

<b>'Nifty Thrifty'</b> •Green and white striped leaves, bearing short stems of bright pink pompom flowers.	H6-10" W4-6"	Late Spring Zone 5(-20°)	○ ♀ 🐇
<b>maritima 'Rubrifolia'</b> •Grassy purple-black leaves with contrasting magenta-pink pompom flowers.	H6-10" W6-12"	Late Spring Zone 3(-40°)	○ ♀ 🐇
<b>maritima 'Splendens'</b> •Dark green foliage becomes covered with wine red pompom blooms.	H10-12" W6-12"	Late Spring Zone 3(-40°)	○ ♀ 🐇
<b>maritima 'Victor Reiter' *New*</b> •Dwarf variety of clear pink, rounded flower clusters on slender stems.	H2-4" W6-12"	Late Spring Zone 4(-30°)	○ ♀ 🐇

**Ballerina Series** This series has broader evergreen leaves, stiffer flower stems and larger flower clusters. The varieties are compact and uniform.

<b>'Lilac'</b> •Vibrant lilac pink	H12-14" W12-16"	Early Summer-Fall Zone 5(-20°)	○ ◐ ♀ 🐇
<b>'Red'</b> •Bright red	H12-14" W12-16"	Early Summer-Fall Zone 5(-20°)	○ ◐ ♀ 🐇
<b>'White'</b> •Solid white	H12-14" W12-16"	Early Summer-Fall Zone 5(-20°)	○ ◐ ♀ 🐇

**Dreameria Series** This series has been bred to bloom all season long. It can handle cool springs and is heat tolerant. The tidy mounding habit is perfect for landscape and patio containers. Frost tolerant.

<b>'Dreameria Daydream'</b> •Bright pink	H10-12" W10-12"	Spring-Fall Zone 6(-10°)	○ ♀
<b>'Sweet Dreams'</b> •Lavender-mauve	H10-12" W10-12"	Spring-Fall Zone 6(-10°)	○ ♀

**Aronia Chokeberry** Deciduous shrub that tolerates a variety of soil types. In spring, white blooms appear with attractive dark glossy leaves and excellent red fall color. Black fruit persists until spring.

<b>melanocarpa 'Viking'</b> • This selection is one of the most ornamental fruiting shrubs. Fragrant flowers, ornamental fall foliage.	H36-60" W36-60"	Spring Zone 3(-20°)	○ ◐ ♀
---	--------------------	------------------------	-------

**Artemisia Sage Wormwood or Mugwort** The foliage is aromatic and the texture of these plants really add to the landscape. Most have silver foliage. The blooms are insignificant.

<b>frigida 'Fringed Sage' *Native &amp; Waterwise*</b> •Tufted, low-spreading, woody-based perennial that is primarily cultivated for its aromatic (camphor-scented), silver-white foliage.	H12-24" W12-18"	Summer-Fall Zone 3(-40°)	○ 🌱 🐇
<b>'Powis Castle'</b> •Silver foliage that has a shrubby and feathery look.	H24-36" W24-36"	Insignificant Zone 4(-30°)	○ 🌱 🐇
<b>schmidtiana 'Nana' Silver Mound</b> •Soft finely cut silver foliage that forms a nice mound.	H10-18" W12-20"	Insignificant Zone 4(-30°)	○ 🌱 🐇
<b>tridentata-vaseyana Mountain Big Sagebrush *Native &amp; Waterwise*</b> •Ferry silver foliage.	H24-60" W36-48"	Insignificant Zone 3(-40°)	○ 🌱 🐇

## Aruncus Goatsbeard

<b>aethusifolius 'Misty Lace'</b> •A compact variety noted for its reduced stature, and increased humidity tolerance. Large creamy white plumes on red stems wave above the fern-like leaves.	H22-30" W18-24"	Early Summer Zone 4(-30°)	● ◐ ♀ ✂ 🐇
<b>dioicus 'Kneiffii'</b> •Plants form a medium-sized mound of finely-cut green leaves that produce creamy-white plumes of flowers.	H20-32" W20-28"	Early Summer Zone 3(-40°)	● ◐ ♀ ✂ 🐇
<b>'Fairy Hair' *New*</b> •Sprays of creamy, triangular flower plumes that age to a darker color. Its foliage has needle-like, medium green leaves.	H20-24" W20-24"	Early Summer Zone 3(-40°)	● ◐ ♀ 🐇 ✂











PERENNIAL  
FAVORITES









**Aster *Michaelmas Daisy*** Reliable plants with daisy-like flowers. They have abundant blooms with different heights and bloom times. Some varieties are woody.










**Spring Blooming Aster**

<b>alpinus <i>Alpine</i></b> •White, pink, and purple with a yellow center.	H8-12" W8-12"	Spring Zone 3(-40°)	    
<b>alpinus 'Beauty Mix'</b> •This mix of pale lavender, blue, pink, and white shades has a distinct crested center.	H8-12" W8-12"	Spring Zone 3(-40°)	    













**Summer Blooming Aster**

<b>frikartii 'Monch'</b> •Lavender-blue single flowers with gold centers occur on upright, freely branching stems.	H24-30" W24-30"	Summer Zone 5(-20°)	   
---	--------------------	------------------------	--








**Fall Blooming Woody Aster**

<b>lateriflorus 'Lady In Black'</b> •Pale pink flowers with mauve centers bloom over ebony green foliage.	H24-36" W24-30"	Fall Zone 5(-20°)	  
<b>novi-belgii 'Purple Dome'</b> •Vivid purple daisy-like flowers in a compact habit.	H18-24" W18-24"	Fall Zone 3(-40°)	  
<b>novi-belgii 'Vibrant Dome'</b> •Rosy pink	H14-20" W24-30"	Fall Zone 3(-40°)	  






















**Island Series Fall Blooming Aster** Masses of daisy-like flowers appear in late summer and fall on dense, compact, mildew-resistant plants. The yellow-eyed, semi-double blossoms are complemented by green, lance-shaped foliage.

<b>'Bahamas'</b> •Pink	H8-12" W8-12"	Fall Zone 4(-30°)	  
<b>'Barbados'</b> •Lilac	H8-12" W8-12"	Fall Zone 4(-30°)	  
<b>'Samoa'</b> •Purple	H8-12" W8-12"	Fall Zone 4(-30°)	  
<b>'Tonga'</b> •Dark pink	H8-12" W8-12"	Fall Zone 4(-30°)	  

**Wood's Series (dumosus) Fall Blooming Aster** Semi double flowers with yellow centers. Resistant to powdery mildew.

<b>'Light Blue'</b> •Clear light blue	H12-18" W12-18"	Fall Zone 3(-40°)	  
<b>'Pink'</b> •Clear pink	H12-18" W12-18"	Fall Zone 3(-40°)	  
<b>'Purple'</b> •Clear purple	H12-18" W12-18"	Fall Zone 3(-40°)	  

**Fall Aster (Fall Availability Only)**

<b>'Believer'</b> •Dark blue	H12-24" W12-24"	Fall Zone 4(-30°)	  
<b>'Blue Henry I'</b> •Lavender-blue with a double flower	H12-24" W12-24"	Fall Zone 4(-30°)	  
<b>'Daydream'</b> •Light blue	H12-24" W12-24"	Fall Zone 4(-30°)	  
<b>'Days'</b> •Blue	H12-16" W12-24"	Fall Zone 4(-30°)	  
<b>'Dragon'</b> •Light blue	H12-24" W12-24"	Fall Zone 4(-30°)	  
<b>'Hazy'</b> •Dark rose-pink	H12-16" W12-24"	Fall Zone 4(-30°)	  
<b>'Henry I'</b> •Purple with a double flower	H12-16" W12-24"	Fall Zone 4(-30°)	  



## Aster *Michaelmas Daisy* Continued

<b>'Henry III'</b> •Purple with a double flower	H12-16" W12-24"	Fall Zone 4(-30°)	○ ♀ 🐇
<b>'Magic Purple'</b> •Dark purple-blue	H24-30" W18-24"	Fall Zone 4(-30°)	○ ♀ 🐇
<b>'Marie III'</b> •Dark pink with a double flower	H12-18" W12-24"	Fall Zone 4(-30°)	○ ♀ 🐇
<b>'Peter III'</b> •Light blue with a double flower	H24-30" W12-24"	Fall Zone 4(-30°)	○ ♀ 🐇
<b>'Pink Henry I'</b> •Pink with a double flower	H24-30" W12-24"	Fall Zone 4(-30°)	○ ♀ 🐇
<b>'Twist'</b> •Light blue	H24-30" W12-24"	Fall Zone 4(-30°)	○ ♀ 🐇

**Astilbe *False Spirea*** Native to the Far East, these beautiful plants and their hybrids have revolutionized the perennial possibilities of moist, shaded American gardens. Astilbes are companions of ferns and impatiens; they're some of the few flowers that make big color in full or partial shade.

<b>arendsii 'Augustleuchten' <i>August Light</i></b> •Long, scarlet red, feathery plumes grow above the foliage which emerges deep red in spring.	H26-30" W14-24"	Summer Zone 4(-30°)	● ◐ ♀ ✂ 🐇
<b>arendsii 'Bressingham Beauty'</b> •This taller variety has long, arching deep-pink plumes of flowers, over a mound of elegant, lacy green leaves.	H32-38" W24-30"	Early Summer Zone 4(-30°)	● ◐ ♀ ✂ 🐇
<b>arendsii 'Deutschland'</b> •Plumes of white feathery flowers.	H22-30" W18-24"	Summer Zone 4(-30°)	● ◐ ♀ ✂ 🐇
<b>arendsii 'Snowdrift'</b> •Feathery, pure white plumes of flowers, over a compact mound of elegant, lacy green leaves.	H20-24" W16-20"	Summer Zone 4(-30°)	● ◐ ♀ ✂ 🐇
<b>chinensis 'Maggie Daley'</b> •Lavender-pink flowers rise above lacy, fern-like foliage.	H16-20" W16-20"	Summer Zone 4(-30°)	● ◐ ♀ ✂ 🐇
<b>chinensis 'Milk and Honey'</b> •Creamy white plumes turn light pink as they age. Bushy foliage appears slightly marbled with green and silver that turns solid green as it matures.	H24-30" W18-20"	Summer Zone 4(-30°)	● ◐ ♀ ✂ 🐇
<b>chinensis 'Rise and Shine'</b> •Huge 8" hot pink plumes over compact green foliage.	H12-18" W12-18"	Summer Zone 4(-30°)	● ◐ ♀ ✂ 🐇
<b>chinensis 'Visions in Red'</b> •Pink to red plumes are sweetly fragrant with a dense, pyramidal shape over large, clear green leaves with a coarse texture.	H12-18" W12-18"	Summer Zone 4(-30°)	● ◐ ♀ ✂ 🐇
<b>'Delft Lace'</b> •Lacy, deep blue-green, waxy foliage with red highlights. Red stems carry panicles of deep, salmon red buds which open to a soft apricot pink.	H24-36" W18-24"	Summer Zone 4(-30°)	● ◐ ♀ ✂ 🐇
<b>japonica 'Montgomery' *New*</b> •Large, full trusses of dark red plumes and green foliage that emerge bronze in spring.	H12-24" W12-24"	Summer Zone 4(-30°)	◐ ● ♀ ✂ 🐇
<b>japonica 'Red Sentinel'</b> •Lacy panicles hold scarlet-red flowers above glossy green foliage.	H20-24" W12-18"	Summer Zone 4(-30°)	● ◐ ♀ ✂ 🐇

PERENNIAL FAVORITES



**Astrantia Masterwort** A hardy plant with a delicate appearance. Has heads of pincushion flowers on wiry stems that bloom above the foliage. Cut back the flower stems as they start to turn brown to encourage a second flush of blooms later in the season.

<b>major 'Star of Beauty' *New*</b> •This selection produces umbels of pincushion-shaped white flowers with magenta-purple tips, arranged like spokes on a wheel. Mid-sized in habit, great for the mid border or in containers. Dead-head regularly to promote more buds and to discourage self seeding all over. Performs best in rich, moist soil.	H20-23" W18-23"	Summer Zone 4(-30°)	○ ● ✂
<b>major 'Star of Treasure'</b> •Posies of tiny flowers are surrounded by ruff-like bracts, making sprays of intriguing star-like blooms. Excellent as dried and cut flowers.	H24-36" W12-18"	Late Spring-Late Summer Zone 4(-30°)	○ ● ✂

**Atriplex Four-Winged Saltbush**

<b>canescens Four-Winged Saltbush *Native &amp; Waterwise*</b> •Woody shrub that is erect and round in form with rigid, brittle stems and heavily branched. Valuable as a cover and browse shrub for wildlife. Can live easily for 30 years. Extremely tolerant of harsh conditions including salt, cold and drought.	H24-28" W24-48"	Summer Zone 3(-40°)	○ ☪☪☪
<b>confertifolia Shadscale *Native &amp; Waterwise*</b> •Blue evergreen foliage turning salmon peach color in winter. Easily maintained; rounded form eliminates need to prune. Do not over water.	H12-36" W12-68"	Summer Zone 3(-40°)	○ ☪☪

**Aubrieta Rockcress** Extremely popular rock garden plants, and a familiar sight in the spring garden. They form a low cushion of evergreen leaves, literally smothered by flowers for several weeks. Makes a good border plant with its spreading growth habit.

<b>gracillis 'Rock on Blue'</b> •Dark bluish purple	H4-6" W6-12"	Spring Zone 4(-30°)	○ ☪
<b>gracillis 'Rock on Pink'</b> •Deep pink	H4-6" W6-12"	Spring Zone 4(-30°)	○ ☪

**Audrey Series** More vigorous, branching and compact. The flowers are larger, and bloom longer than other varieties.

<b>'Blue Shades'</b> •Deep blue to violet	H4-6" W12-16"	Spring Zone 4(-30°)	○ ☪
<b>'Purple Shades'</b> •Light purple	H4-6" W12-16"	Spring Zone 4(-30°)	○ ☪

**Axcent Series** Compact with large flowers. Better heat and disease resistance. Vigor exceeds other varieties.

<b>'Burgundy Improved'</b> •Bright, burgundy flowers open on grey-green foliage.	H4-6" W12-16"	Spring Zone 4(-30°)	○ ☪
<b>'Dark Red'</b> •Large dark red blooms with grey-green leaves.	H4-6" W12-18"	Spring Zone 4(-30°)	○ ☪
<b>'Deep Purple'</b> •Large dark purple blooms with gray green leaves.	H4-6" W12-18"	Spring Zone 4(-30°)	○ ☪
<b>'Lilac'</b> •Large lilac blooms with grey-green leaves	H4-6" W12-18"	Spring Zone 4(-30°)	○ ☪
<b>'Violet Eye'</b> •Large violet blooms with yellow centers with grey-green leaves.	H4-6" W12-18"	Spring Zone 4(-30°)	○ ☪

**Aurinia Basket of Gold** A rock garden plant with silver-grey foliage.

<b>saxatilis 'Gold Rush' *New*</b> •Shorter-stemmed plant that features a more uniform plant habit and earlier flowering than the competition. Bright yellow.	H5-8" W5-8"	Early Spring Zone 3(-20°)	○
<b>saxatilis 'Summit'</b> •A well-behaved and disease resistant groundcover prized for its rousing floral display of tiny, golden yellow flowers borne just above the foliage.	H8-10" W14-20"	Spring Zone 3(-40°)	○ ☪ ☪

**Baileya Desert Marigold**

<b>multiradita Desert Marigold *Native &amp; Waterwise*</b> •Foliage is silver, woolly and deeply lobed. Bright yellow daisy-like flowers. Biennial or short-lived perennial.	H8-12" W4-6"	Early Spring- Summer Zone 6(-10°)	○ ☪☪☪
--	-----------------	---	----------

# PERENNIALS



PERENNIAL  
FAVORITES

**Begonia (grandis)** The only species of Begonia that is winter hardy tuberous-rooted, clump-forming perennial that typically forms a bushy mound of foliage.

<b>'Hardy Begonia' *New*</b> •Prefers a lightly shaded area, sheltered from strong winds. This Begonia has bright green heart-shaped leaves and dangling clusters of delicately fragrant light pink flowers.	H18-24" W15-18"	Mid Summer to Early Fall Zone 6(-10°)	☾ ●
---	--------------------	--	-----

**Belamcanda Blackberry Lily** Produces a profusion of star-shaped flowers, and its season of interest is extended into fall with the interesting seed pods which develop. Tan, pear-shaped pods burst open to reveal clusters of black seeds resembling blackberries, hence the common name.

<b>chinensis Blackberry Lily</b> •Flowers about 2" wide, varying in color from bright yellow-orange to near red produced on compact plants.	H24-36" W16-20"	Late Summer Zone 4(-30°)	○ ☾
--	--------------------	-----------------------------	-----

**Bellis English Daisy** This is an old-fashioned favorite even though they are biennial, usually lasting long through the season. These plants will reseed to provide future generations. Removing faded flowers regularly will keep plants blooming well into the summer. It has plump rosettes. Use as a border or ground cover.

<b>perennis 'Pomponette Mix'</b> •Wonderful early flowering produces many large, double, cushion-like daisies in shades of red, rose and white.	H6-8" W6-8"	Early Spring Zone 4(-30°)	○ ☾
--	----------------	------------------------------	-----

<b>perennis 'Speedstar Mix'</b> •Yellow-eyed semi-double daisies with red, white, and rose petals.	H4-6" W6-8"	Early Spring Zone 4(-30°)	○ ☾
---	----------------	------------------------------	-----

<b>perennis 'Tasso Mix'</b> •Red, pink, and white mix.	H6-8" W6-8"	Early Spring Zone 4(-30°)	○ ☾
---	----------------	------------------------------	-----

<b>perennis 'Tasso Strawberries and Cream'</b> •White and pink mix.	H6-8" W6-8"	Early Spring Zone 4(-30°)	○ ☾
--	----------------	------------------------------	-----

## Berlandiera Chocolate Flower

<b>lyrata Chocolate Flower *Native &amp; Waterwise*</b> •Low growing plant with lobe-shaped leaves and a mounding form. Flowers are yellow with a dark center and fragrant with a slight hint of chocolate.	H14-18" W12-18"	Summer Zone 4(-30°)	○ ♀ ♣ ☼
--	--------------------	------------------------	------------

**Brunnera Heartleaf Alkanet** Large heart-shaped leaves that love moist shady sites. They produce tiny forget-me-not flowers. Great for woodland settings.

<b>macrophylla 'Alexander's Great'</b> •Blue flowers with large silver and green veining on the foliage.	H14-18" W28-30"	Early Summer Zone 4(-30°)	● ☾
---	--------------------	------------------------------	-----

<b>macrophylla 'Emerald Mist'</b> •Bright blue flowers with a wide banding of silver near the outside of the foliage.	H12-16" W12-18"	Early Summer Zone 4(-30°)	● ☾
--	--------------------	------------------------------	-----

<b>macrophylla 'Hadspen Cream'</b> •Blue flowers with cream edged foliage.	H12-18" W14-18"	Early Summer Zone 4(-30°)	● ☾
---	--------------------	------------------------------	-----

<b>macrophylla Heartleaf Alkanet</b> •Blue flowers with green foliage.	H12-18" W14-18"	Early Summer Zone 4(-30°)	● ☾
---	--------------------	------------------------------	-----

<b>macrophylla 'Jack Frost'</b> •Blue flowers with silver foliage and green veining.	H12-18" W14-18"	Early Summer Zone 4(-30°)	● ☾
---	--------------------	------------------------------	-----

<b>macrophylla 'Variegata'</b> •Bold, irregular, creamy white leaf margins with a pale blue-green center. Best used as a groundcover. White leaf margins will quickly burn in the sun.	H12-15" W12-15"	Early Summer Zone 4(-30°)	●
---	--------------------	------------------------------	---

**Buddleia Butterfly Bush** Lance shaped gray-green leaves. Fragrant, colorful, summer flowering shrubs that respond well to heavy pruning in the spring. They are profuse bloomers with a very strong scent. A must have for pollinators.

**Buzz Series davidii** Dwarf series and more compact habit than traditional Butterfly Bush. They still produce full size flower spikes up to 10" in length.

<b>'Hot Raspberry'</b> •Bright raspberry-pink flower spikes.	H36-60" W36-48"	Summer Zone 4(-30°)	○ ♀ ✂ ♣ ☼
---	--------------------	------------------------	--------------

<b>'Ivory'</b> •Graceful, tapering white flower spikes.	H36-60" W36-48"	Summer Zone 4(-30°)	○ ♀ ✂ ♣ ☼
--	--------------------	------------------------	--------------

PERENNIAL  
FAVORITES



<b>'Lavender'</b> •Lavender flower spikes.	H36-60" W36-48"	Summer Zone 4(-30°)	
<b>'Magenta Improved'</b> •Magenta flower spikes.	H36-60" W36-48"	Summer Zone 4(-30°)	
<b>'Purple'</b> •Purple flower spikes.	H36-60" W36-48"	Summer Zone 4(-30°)	
<b>'Sky Blue'</b> •Sky blue flower spikes.	H36-60" W36-48"	Summer Zone 4(-30°)	
<b>'Soft Pink'</b> •Pale pink flower spikes.	H36-60" W36-48"	Summer Zone 4(-30°)	
<b>'Velvet'</b> •Deep rose-pink flower spikes.	H36-60" W36-48"	Summer Zone 4(-30°)	
<b>Callirhoe Prairie Winecups</b>			
<b>involutrata Winecups *Native &amp; Waterwise*</b> •Ground cover with attractive dark green, leathery leaves. Flowers are a magenta-wine color blooming on upright stems. Great for hot dry areas.	H4-8" W24-30"	Summer Zone 4(-30°)	
<b>Calylophus Sundrops</b>			
<b>serrulatus Prairie Lode *Native &amp; Waterwise*</b> •Bright golden yellow flowers. Easy to grow and long blooming. Groundcover that responds well to pruning before the growing season.	H6-8" W12-16"	Summer Zone 4(-30°)	
<b>Campanula Bellflower</b> Popular plants, ranging in heights from short to tall. The blue varieties were formerly used in the manufacturing of blue dye for tartans.			
<b>'Birch Hybrid'</b> •A profusion of lavender-blue, fluted, bell-shaped flowers smother the bright evergreen foliage. Makes a good groundcover, and can also be used in containers, rock gardens, on slopes, or in crevices.	H4-6" W10-12"	Spring-Summer Zone 4(-30°)	
<b>carpatica 'Blue Clips'</b> •Cup-shaped, upward facing, blue flowers. Dark green foliage, \ forms compact rounded clumps. Dead-head for continuous bloom.	H6-10" W8-12"	Late Spring Zone 4(-30°)	
<b>carpatica 'Rapido Blue'</b> •This is a mounding plant with small dark green foliage and an abundance of blue flowers. Good rock garden variety.	H4-8" W4-8"	Late Spring Zone 3(-40°)	
<b>carpatica 'Rapido White'</b> •This is a mounding plant with small dark green foliage and an abundance of white flowers. A good rock garden variety.	H4-8" W4-8"	Late Spring Zone 3(-40°)	
<b>carpatica 'White Clips'</b> •Cup-shaped, upward facing white flowers. Dark green foliage, forms compact rounded clumps. Dead head for continuous bloom.	H6-12" W8-12"	Summer Zone 4(-30°)	
<b>garganica 'Dickson's Gold'</b> •Striking bright gold, toothed leaves form a compact clump. The color is lime-green if grown in part shade. Lavender-blue, star-shaped, upward-facing flowers smother the foliage.	H4-6" W12-18"	Late Spring Zone 4(-30°)	
<b>glomerata 'Bellefleur Blue'</b> •This dwarf variety forms a low mound of upright stems with large clusters of deep violet-blue flowers.	H6-10" W12-23"	Early Summer Zone 4(-30°)	
<b>glomerata 'Genti Blue'</b> •Mid-size habit that forms a mound of stout, erect stems which bear deep blue flowers.	H16-18" W12-18"	Late Spring Zone 4(-30°)	
<b>glomerata 'Genti Twisterbell'</b> •Mid-size mounding habit that produces taller stems which bear large, unique, blue and white bi-color flower clusters.	H16-18" W16-18"	Late Spring Zone 4(-30°)	



## Campanula *Bellflower* Continued

<b>glomerata 'Genti White'</b> •Mid-size mounding habit that produces taller stems which bear large, clear white flowers.	H16-18" W12-18"	Late Spring Zone 4(-30°)	○ ● ☞ ☹
<b>glomerata 'Superba'</b> •Tall upright stems appear bearing large, showy clusters of rich purple funnel-shaped flowers. Foliage is dark green and mounding.	H24-30" W22-26"	Late Spring-Summer Zone 4(-30°)	○ ● ☞ ✂ ☹
<b>glomerata 'Superba Alba'</b> •Tall upright stems appear bearing large, showy clusters of pure white funnel-shaped flowers. Foliage is dark green and mounding.	H24-30" W22-26"	Late Spring Zone 4(-30°)	○ ● ☞ ✂ ☹
<b>persicifolia 'Takion Blue'</b> •Upward and outward facing blue, bell-shaped flowers on strong, dark green, glossy stems and foliage.	H16-20" W12-24"	Summer Zone 4(-30°)	○ ● ✂ ☹ ☹
<b>persicifolia 'Takion White'</b> •Upward and outward facing white bell-shaped flowers on strong dark green glossy stems and foliage.	H16-20" W12-24"	Summer Zone 4(-30°)	○ ● ✂ ☹ ☹
<b>portenschlagiana 'Muralis'</b> •A cascading habit with blue-violet flowers that are bell shaped and upward facing.	H8-12" W12-24"	Early Summer Zone 4(-30°)	○ ● ☹ ☹
<b>poscharskyana 'Blue Waterfall'</b> •Violet-blue, star-shaped, upward-facing flowers smother the dark green glossy foliage. A vigorous spreader that can be used as a groundcover.	H6-10" W18-24"	Late Spring Zone 4(-30°)	○ ● ☹ ☹
<b>rotundifolia 'Thumbell Violet'</b> •Graceful, slender stems, usually in clusters appear with bell-shaped violet-blue flowers that bloom continuously from early summer on.	H10-12" W10-12"	Spring-Summer Zone 4(-30°)	○ ● ✂ ☹

**Caryopteris *Bluebeard*** Attractive, compact, mounding deciduous shrub used in borders or along walks. Very fragrant and showy flowers.

<b>clandonensis 'Dark Knight'</b> •Dark purple-blue	H36-48" W36-48"	Summer Zone 5(-20°)	○ ☹ ☹
<b>clandonensis 'First Choice'</b> •Dark purple-blue	H24-36" W24-36"	Summer Zone 6(-10°)	○ ☹ ☹

**Catanache *Cupid's Dart*** The papery bright blue dandelion-shaped blossoms are excellent for cutting, fresh, or dried. Plants form a low clump of narrow, grey-green, hairy leaves, with flowers appearing on the taller upright stems.

<b>caerulea 'Amor Blue'</b> •Elegant, fine, blue flowers on slender stems with narrow foliage.	H20-26" W8-12"	Summer Zone 5(-20°)	○ ✂ ☹ ☹
---	-------------------	------------------------	------------

**Centaurea *Bachelor's Button*** Has showy heads of shaggy flowers. Forms a bushy clump of grey-green leaves. Will grow in most soil types.

<b>montana <i>Blue Bachelor's Button</i></b> •Clear blue	H12-24" W18-24"	Summer Zone 4(-30°)	○ ● ☞ ✂ ☹
---	--------------------	------------------------	--------------

**Centranthus *Jupiter's Beard*** Blue-green leaves on tall slender stems. Long blooming plants except during the heat of summer. Deadhead after spring bloom for better appearances. Reseeds some. Quite drought tolerant but will still do well in medium and high water use areas.

<b>ruber 'Alba'</b> •Small, star-shaped, white flowers appear in dense clusters.	H24-30" W18-24"	Late Spring-Fall Zone 5(-20°)	○ ● ☹ ✂ ☹ ☹
<b>ruber 'Pretty Betsy'</b> •Fragrant rose-red blooms.	H24-36" W18-24"	Spring Zone 5(-20°)	○ ● ☞ ☹ ✂
<b>ruber 'Valerian Red'</b> •This is a well-branched, bushy, clump-forming, woody-based perennial which is valued for its ability to produce showy blooms in poor soils. Small, star-shaped, rose red flowers appear in dense clusters atop upright to relaxed stems. Will self seed and spread without deadheading.	H18-36" W18-24"	Late Spring-Fall Zone 5(-20°)	○ ● ☹ ✂ ☹ ☹

PERENNIAL FAVORITES



**Cerastium *Snow in Summer*** Slow growing plant that forms a low mat of dense fuzzy silvery grey foliage. Short stems of star shaped flowers bloom in the spring. Tolerates drought and poor soils.

<b>tomentosa 'Yo Yo'</b> •Smaller, more restrained variety enveloped with glowing white flowers in early to mid summer. The woolly grey foliage holds up well in difficult dry spots.	H6-8" W12-18"	Late Spring Zone 3(-40°)	○ ☀️ 🌱
--	------------------	-----------------------------	--------

**Ceratoides (Krascheninikovia) *Winterfat*** This is a low spreading shrub with grey-brown, exfoliating bark and fuzzy, pale blue, deciduous foliage. Flowers only female plants. Long-lived subshrub.

<b>lanata</b> •The flowers that appear on the female plants are a brilliant, silvery white that grow on dense spikes.	H12-36" W12-36"	Spring-Late Summer Zone 4(-30°)	○
--	--------------------	------------------------------------	---

**Ceratostigma**

<b>plumbaginoides <i>Plumbago</i></b> •Slow growing groundcover with brilliant blue flowers. Glossy green foliage in summer, turning bronze to red in fall.	H8-12" W14-18"	Late Summer-Fall Zone 5(-20°)	○ ☀️ 🌱 🦋 🌱 🌱
--	-------------------	----------------------------------	-----------------

**Cercocarpus**

<b>intricatus <i>Littleleaf Mt. Mahogany</i> *Native &amp; Waterwise*</b> •Slow growing, intricately branched shrub with compact growth habit. Responds well to pruning. Small, shiny, evergreen leaves have a leathery appearance. Flowers are inconspicuous. Grows best in rocky, dry, well drained soil. Good browse shrub for deer and elk.	H72-96" W48-72"	Spring Zone 3(-40°)	○ 🌱 🌱
--	--------------------	------------------------	----------

<b>ledifolius <i>Curl-leaf Mt. Mahogany</i> *Native &amp; Waterwise*</b> •Evergreen foliage contrasts nicely with whitish bark. Long-lived plants. The bark measures up to 1" thick. Flowers are inconspicuous. Grows best in rocky, dry, well drained soil.	H60-120" W72-144"	Spring Zone 3(-40°)	○ 🌱 🌱
---	----------------------	------------------------	----------

<b>montanus <i>True Mt. Mahogany</i> *Native &amp; Waterwise*</b> •Deciduous, lower-growing variety with dense, symmetrical growth habit. Small yellow flowers. Good adaptability for landscapes.	H60-120" W72-120"	Late Spring-Summer Zone 3(-40°)	○ 🌱 🌱
--	----------------------	------------------------------------	----------

**Chamaebatiaria *Fernbush***

<b>millefolium <i>Fernbush</i></b> •Intensely aromatic lacy foliage adorned with snowy white flowers and reddish flaky bark. Makes a formal mound with light pruning. Attractive winter seed heads and habit.	H48-72" W72-96"	Summer Zone 4(-30°)	○ ☀️ 🌱
--	--------------------	------------------------	--------

**Chamerion (Epilobium)**

<b>angustifolia <i>Fireweed</i> *Native &amp; Waterwise*</b> •High elevation perennial that is strongly rhizomatous. Flowers are a deep, bright pink with willow-like leaves. Does well in a variety of soils.	H48-98" W48-60"	Summer-Fall Zone 4(-30°)	○ ☀️ 🌱 🌱
---	--------------------	-----------------------------	-------------

**Chelone *Turtlehead*** (Rhymes with 'baloney') The plant has shiny green leaves with flowers on spikes. Best grown in moist areas and is good as a cut flower.

<b>lyonii 'Tiny Tortuga'</b> •An upright, bushy mound of thick, dark green foliage. Produces upright stems of large, dark pink, hooded flowers.	H12-16" W8-10"	Late Summer-Mid Fall Zone 3(-40°)	○ ☀️ 🦋 🌱 ✂️
--	-------------------	---	----------------

**Chrysothamnus *Rabbitbrush***

<b>nauseosus <i>Rubber Rabbitbrush</i></b> •Nice form with a round head and erect, upright stems. Plant in dry, well drained soil. Prune in early spring to maintain compact form. Bright yellow flowers. Interesting fruit late summer to fall.	H24-48" W24-36"	Early Summer Zone 3(-40°)	○ 🦋 🌱
---	--------------------	------------------------------	-------

<b>nauseosus <i>Dwarf Rabbitbrush</i> *Native &amp; Waterwise*</b> •Shorter, tighter growth habit and bright yellow fall color.	H16-28" W20-30"	Early Summer Zone 3(-40°)	○ 🦋 🌱 🌱
--	--------------------	------------------------------	------------

# PERENNIALS



PERENNIAL  
FAVORITES

**Chrysanthemum Garden Mums** Garden mums are characterized by their mounded growth habits, sturdy and typically brittle stems, durable foliage and flowers, and adaptability to almost any container type and size. They have a very high bud count and excellent flowering uniformity. Nicely sized flowers with good lasting quality. Blooms in fall. Height 12-36". Zone 5. Season bloom times: Very early - Sept. 1-10, Early - Sept. 10-20, Mid - Sept. 20-30, Late - Oct. 1-10, Extender - Oct. 10-20. **Contact Perennial Favorites or your Sales Rep for a full listing of Fall Garden Mums.**

<b>Assorted Varieties</b>	Assorted	Late Summer-Fall Zone 5(-20°)	☉ ☌ ☕
---------------------------	----------	----------------------------------	-------

## Cimicifuga (Actea) Snakeroot

<b>'Chocoholic' Black Snakeroot</b> •Fern-like woodland perennial that thrives in shady gardens. Striking foliage is bronze to purple. Blooms are a fragrant mauve-pink and fade to white as they age. Does best in partial shade and moist soil.	H48-60" W30-34"	Late Summer-Fall Zone 4(-30°)	☉ ☌ ☕
--	--------------------	----------------------------------	-------

<b>ramosa 'Hillside Black Beauty'</b> •The young foliage tends to be green, then it quickly deepens to an almost iridescent purple-black. In late summer, the 4'-7' tall stems are topped with foot-long, fragrant, white flower clusters blushed with pale pink.	H48-84" W36-48"	Late Summer-Fall Zone 4(-30°)	☉ ☌ ☕
--	--------------------	----------------------------------	-------

## Clematis

Bush Clematis is related to the climbing varieties, forming a bushy, upright plant suited to growing in the border.

<b>heracleifolia 'Cassandra'</b> •Fragrant, tubular mid-blue flowers grow on deciduous, bushy shrubs.	H24-36" W12-18"	Summer-Fall Zone 5(-10°)	☉ ☌ ☕ ☕
--	--------------------	-----------------------------	---------

<b>heracleifolia 'China Purple'</b> •Bears interesting clusters of fragrant, rich, violet-blue flowers; similar to Hyacinth.	H34-48" W20-34"	Summer-Fall Zone 5(-10°)	☉ ☌ ☕ ☕
---	--------------------	-----------------------------	---------

<b>'Violet Stardust'</b> •The clump of this non-vining plant produces a profusion of blue-violet, star shaped, nodding flowers. It will benefit from support. If left alone, it will ramble 38-40" wide.	H24-36" W24-36"	Late Spring-Mid-Summer Zone 3(-40°)	☉ ☌ ☕
---	--------------------	--	-------

## Convallaria Lily of the Valley

<b>majalis Lily of the Valley</b> •Tough, vigorous grower, and great groundcover. It is fragrant and produces a stem of showy, tiny, white bells. All parts of this plant are very poisonous. This is a long-lived plant which naturalizes easily in woodland areas. Flowering may decrease over time, at which point dividing the plants may become appropriate.	H6-8" W12-24"	Spring Zone 3(-40°)	☉ ☌ ☕
--	------------------	------------------------	-------

<b>majalis 'Rosea'</b> •Unusual soft pink flowered form of Lily of the Valley. Vigorous, classic ground cover. Sweet smelling bell-shaped flowers.	H6-9" W6-12"	Spring Zone 3(-40°)	☉ ☌ ☕
---	-----------------	------------------------	-------

## Coreopsis Tickseed

Considered to be one of the best wildflowers available for the garden. They're easy to grow and have bright, daisy-like flowers with a long bloom period.

<b>auriculata 'Nana'</b> •Forms a small mound of leathery green leaves, bearing bright golden-orange single flowers.	H6-12" W8-12"	Late Spring-Fall Zone 4(-30°)	☉ ☌ ☕
---	------------------	----------------------------------	-------

<b>grandiflora 'Double The Sun'</b> •This variety blooms 2-3 weeks earlier than Early Sunrise. It is compact with semi-double yellow blooms.	H12-14" W12-14"	Spring-Fall Zone 4(-30°)	☉ ☌ ☕
---	--------------------	-----------------------------	-------

<b>grandiflora 'Early Sunrise'</b> •Yellow with a semi-double flower.	H18-24" W8-12"	Late Spring-Fall Zone 5(-20°)	☉ ☌ ☕
--	-------------------	----------------------------------	-------

<b>grandiflora 'Presto'</b> •Golden yellow with a semi-double flower.	H6-12" W6-8"	Late Spring-Fall Zone 4(-30°)	☉ ☌ ☕
--	-----------------	----------------------------------	-------

<b>grandiflora 'Santa Fe'</b> •A vigorous large-flowered plant that becomes covered with many semi-double golden blossoms.	H12-18" W10-16"	Late Spring-Fall Zone 4(-30°)	☉ ☌ ☕
---	--------------------	----------------------------------	-------

<b>grandiflora 'Sunkiss'</b> •Nearly 3" wide, golden yellow flowers with burgundy-red centers.	H12-14" W14-16"	Late Spring-Fall Zone 4(-30°)	☉ ☌ ☕
---	--------------------	----------------------------------	-------

<b>'Jethro Tull'</b> •Golden yellow with fluted petals.	H12-18" W14-18"	Late Spring-Fall Zone 5(-20°)	☉ ☌ ☕
--	--------------------	----------------------------------	-------

PERENNIAL  
FAVORITES





<b>lanceolata 'Baby Sun'</b> •Yellow flowers with red speckles around the throat.	H12-18" W18-24"	Late Spring-Fall Zone 4(-30°)	○ ♀ ☼
<b>'Solanna Golden Sphere'</b> •Grows a low mound of leathery green leaves with upright stems of large, fluffy, golden yellow pom-pom flowers.	H12-18" W12-18"	Late Spring-Fall Zone 5(-20°)	○ ♀ ☼
<b>'Tequila Sunrise'</b> •Bright yellow flowers with deep orange centers grow over foliage that is variegated creamy yellow with a hint of pink that turns a dark red tint in the fall.	H14-16" W12-14"	Late Spring-Fall Zone 5(-20°)	○ ♀ ☼
<b>verticillata 'Crème Brulee'</b> •Small butter yellow daisies with delicately serrated tips and thread-leaf foliage.	H12-18" W24-36"	Late Spring-Fall Zone 4(-30°)	○ ♀ ☼
<b>verticillata 'Moonbeam'</b> •Light yellow with dark yellow center and thread leafed foliage.	H18-24" W18-24"	Late Spring-Fall Zone 4(-30°)	○ ♀ ☼
<b>verticillata 'Sienna Sunset'</b> •Large burnt sienna colored flowers that lighten to a deep orange as they age. Thread-leaf foliage.	H16-20" W12-24"	Late Spring-Fall Zone 5(-20°)	○ ♀ ☼
<b>verticillata 'Zagreb'</b> •Bright golden yellow flowers with thread leaf foliage.	H12-18" W12-18"	Late Spring-Fall Zone 4(-30°)	○ ♀ ☼
<b>Leading Lady Series</b> Bred to flower earlier with floriferous blooming all summer. Cold and heat tolerant, and mildew resistant.			
<b>'Charlize'</b> •Frilly, double yellow flowers.	H18-23" W12-16"	Summer Zone 5(-20°)	○ ♀ ✂
<b>'Lauren'</b> •Large, single yellow flowers.	H18-23" W12-16"	Summer Zone 5(-20°)	○ ♀ ✂
<b>'Sophia'</b> •Large, yellow flowers with tubular petals.	H18-23" W12-16"	Summer Zone 5(-20°)	○ ♀ ✂
<b>Li'l Bang Series</b> Naturally compact plants that exhibit great disease resistance and long bloom time. Perfect size for container gardening, rock gardens and the front of the border.			
<b>'Daybreak'</b> •Single red flowers with a thin vibrant yellow-orange edge.	H8-12" W12-18"	Late Spring-Early Fall Zone 5(-20°)	○ ♀ ☼
<b>'Enchanted Eve'</b> •Large, single yellow-orange flowers blending a red center.	H8-12" W12-18"	Late Spring-Early Fall Zone 5(-20°)	○ ♀ ☼
<b>'Red Elf'</b> •Very large, rich red flowers produced on dwarf plants.	H8-12" W10-16"	Late Spring-Early Fall Zone 5(-20°)	○ ♀ ☼
<b>'Starbright'</b> •Large flowers of soft yellow with a deep red center on a dwarf and compact habit.	H6-12" W12-18"	Late Spring-Early Fall Zone 5(-20°)	○ ♀ ☼
<b>'Starlight'</b> •Very large, creamy flowers with a burgundy center turning a rosy pink in cooler temperatures.	H8-12" W12-18"	Late Spring-Early Fall Zone 5(-20°)	○ ♀ ☼
<b>'Starstruck'</b> •Large lavender flowers with white tips and yellow centers, cover dense, finely cut, deep green foliage.	H12-16" W14-18"	Late Spring-Early Fall Zone 5(-20°)	○ ♀ ☼
<b>Sizzle and Spice Series (verticillata)</b> Compact, rounded habit of bright green threadleaf foliage that is covered with flowers.			
<b>'Crazy Cayenne'</b> •Red-orange.	H14-18" W22-26"	Late Spring-Early Fall Zone 5(-20°)	○ ♀ ☼
<b>'Curry Up'</b> •Yellow with a bright red center.	H14-18" W22-26"	Late Spring-Early Fall Zone 5(-20°)	○ ♀ ☼
<b>'Hot Paprika'</b> •Deep red.	H14-18" W22-26"	Late Spring-Early Fall Zone 5(-20°)	○ ♀ ☼
<b>'Red Hot Vanilla'</b> •Cream with a dark red eye.	H14-18" W22-26"	Late Spring-Early Fall Zone 5(-20°)	○ ♀ ☼
<b>'Sassy Saffron'</b> •Lemon yellow with a deep maroon eye.	H14-18" W22-26"	Late Spring-Early Fall Zone 5(-20°)	○ ♀ ☼
<b>'Zesty Zinger'</b> •Dark red eye with red tipped ivory-white petals.	H14-18" W22-26"	Late Spring-Early Fall Zone 5(-20°)	○ ♀ ☼

# PERENNIALS



PERENNIAL  
FAVORITES

<b>Crocosmia <i>Montbretia</i></b> Forms clumps of tall sword-shaped foliage with long arching stems of funnel shaped blossoms.			
'Lucifer' •Scarlet	H36-40" W12-23"	Summer Zone 5(-20°)	○ ♀
<b>Delosperma <i>Iceplant</i></b> Succulent clumping form, spreads but stays in a tight mat. Blooms will close at night and re-open the next morning.			
'Alan's Apricot' •Stunning apricot flowers over grey-green foliage.	H2-4" W10-12"	Late Spring-Summer Zone 5(-20°)	○ ♀ ⚡ 🐇
<b>cooperi</b> •The succulent, needle-like leaves have fluorescent purple, upward facing flowers.	H2-4" W18-24"	Late Spring-Summer Zone 4(-30°)	○ ♀ ⚡ 🐇
'Fire Spinner' •Masses of dark orange, pink and white flowers are produced on apple-green foliage.	H2-4" W12-18"	Late Spring-Summer Zone 4(-30°)	○ ♀ ⚡ 🐇
'Granita Orange' *New* •Large flowers in varying shades of rusty orange that are at once bright, earthy and iridescent.	H1-2" W10-14"	Spring to Fall Zone 5(-20°)	○ ♀
'Granita Raspberry' *New* •A vigorous and floriferous plant with large, striking, iridescent raspberry flowers that are densely packed.	H1-2" W10-14"	Spring to Fall Zone 5(-20°)	○ ♀
'John Proffit' <i>Table Mountain</i> •The fuchsia colored flowers with bright yellow and white centers bloom over dark green foliage.	H2-4" W12-24"	Late Spring-Summer Zone 4(-30°)	○ ♀ ⚡ 🐇
'Kelaidis' <i>Mesa Verde</i> •Stunning salmon-pink flowers grow atop grey-green foliage.	H4-6" W12-24"	Late Spring-Summer Zone 5(-20°)	○ ♀ ⚡ 🐇
'Limoncello Wonder' *New* •Large, bright white flowers with yellow centers. Blooms continuously from spring through summer.	H1-2" W10-14"	Spring to Fall Zone 5(-20°)	○ ♀
<b>nubigenum <i>Yellow Hardy</i></b> •Bears a load of small starry yellow flowers Foliage turns bronze in winter.	H2-4" W12-24"	Late Spring-Summer Zone 4(-30°)	○ ♀ ⚡ 🐇
'Psfave' <i>Lavender Ice</i> •Iridescent lavender with dark eyes . Foliage turns purple in winter.	H2-4" W12-24"	Late Spring-Summer Zone 4(-30°)	○ ♀ ⚡ 🐇
'Red Mountain Flame' •This is a tough, vigorous, cold hardy plant with large, blazing orange-red flowers over light green foliage.	H2-4" W12-18"	Late Spring-Summer Zone 5(-20°)	○ ♀ ⚡ 🐇
<b>Jewel of the Desert Series</b> This series produces carpetlike mats of succulent foliage with neon-colored daisy-type flowers. These are a new generation of delosperma that will bloom continuously from spring until frost.			
'Amethyst' •Pink around the perimeter surrounding a bright purple center.	H4-6" W8-16"	Late Spring-Summer Zone 4(-30°)	○ ♀ ⚡ 🐇
'Garnet' •Brilliant scarlet and lavender petals with a central white eye.	H4-6" W8-16"	Late Spring-Summer Zone 4(-30°)	○ ♀ ⚡ 🐇
'Grenade' •This variety produces loads of starry flowers with petals that are orange around the perimeter surrounding a bright red center.	H4-6" W8-16"	Late Spring-Summer Zone 4(-30°)	○ ♀ ⚡ 🐇
'Moonstone' •Pristine white blooms with gold tipped stamens that sparkle.	H4-6" W8-16"	Late Spring-Summer Zone 5(-20°)	○ ♀ ⚡ 🐇
'Opal' •Fuchsia around the perimeter surrounding a bright yellow center.	H4-6" W8-16"	Late Spring-Summer Zone 5(-20°)	○ ♀ ⚡ 🐇
'Peridot' •Cheerful yellow with a white eye and yellow stamens.	H4-6" W8-16"	Late Spring-Summer Zone 5(-20°)	○ ♀ ⚡ 🐇

PERENNIAL  
FAVORITES



<b>'Rosequartz'</b> •Pink with a white eye and yellow stamens.	H4-6" W8-16"	Late Spring-Summer Zone 5(-20°)	 
<b>'Ruby'</b> •Rose-pink with a white eye and yellow stamens.	H4-6" W8-16"	Late Spring-Summer Zone 5(-20°)	 
<b>'Topaz'</b> •Pale orange petals with pale rose-pink tips, white eye and yellow stamens.	H4-6" W8-16"	Late Spring-Summer Zone 5(-20°)	 
<b>Rock Crystal Series (cooperi)</b> Compact selections with large, quarter-size flowers in vivid colors.			
<b>'Neon Red'</b> •Dark reddish orange with pinkish eye.	H4-6" W8-16"	Late Spring-Summer Zone 6(-10°)	 
<b>'Pink'</b> •Medium pink petals with a white eye that fades into a bright pink.	H4-6" W8-16"	Late Spring-Summer Zone 6(-10°)	 
<b>'Purple'</b> •Bright pinkish purple blooms.	H4-6" W8-16"	Late Spring-Summer Zone 6(-10°)	 
<b>Wheels of Wonder Series</b> This series produces large, beautiful flowers that bloom continuously. Blooms are held above plum, succulent olive-green foliage.			
<b>'Fire Wonder'</b> •Fiery red petals with a yellow and white eye and yellow stamens.	H6-8" W18-24"	Late Spring-Summer Zone 5(-20°)	 
<b>'Golden Wonder'</b> •Bright golden yellow with a white eye and yellow stamens.	H6-8" W18-24"	Late Spring-Summer Zone 5(-20°)	 
<b>'Hot Pink Wonder'</b> •Hot pink with a yellow center.	H6-8" W18-24"	Late Spring-Summer Zone 5(-20°)	 
<b>'Orange Wonder'</b> •Huge, creamsicle orange with yellow centers.	H6-8" W18-24"	Late Spring-Summer Zone 5(-20°)	 
<b>'Salmony Pink'</b> •Light salmon blending into yellow. White eye with a yellow eyezone.	H6-8" W18-24"	Late Spring-Summer Zone 5(-20°)	 
<b>'Violet Wonder'</b> •Violet petals surround bright white centers.	H6-8" W18-24"	Late Spring-Summer Zone 5(-20°)	 
<b>'White Wonder'</b> •Pure white flowers.	H6-8" W18-24"	Late Spring-Summer Zone 5(-20°)	 

# PERENNIALS



PERENNIAL  
FAVORITES

**Delphinium *Larkspur*** These plants have a tall, stately, dignified appearance. Mounds of dark green, glossy foliage have spikes of showy spurred flowers.

<b>grandiflorum 'Blue Mirror'</b> •Navy blue flowers forming a compact mound of well-branched, lacy foliage.	H12-18" W10-12"	Early Summer Zone 3(-40°)	☉ ☽ 🦋 ✂️ 🐇
<b>grandiflorum 'Hunky Dory Blue' *New*</b> •A compact, delphinium that does not need staking It makes a mound of fine, fern-like leaves which is a lovely showcase for the masses of rich violet-blue flowers.	H8-12" W24-36"	Summer Zone 4(-30°)	☉ 🦋
<b>nudicaule 'Laurin'</b> •Colorful sprays of long, spurred, bright red flowers.	H12-16" W12-18"	Early Summer Zone 3(-40°)	☉ ☽ 🦋 🐇 ✂️

**Delphina Series** Mounds of compact dark green, glossy foliage have spikes of showy, double blooms.

<b>'Dark Blue/Black Bee'</b> •Dark Blue with black centers.	H18-20" W13-15"	Summer Zone 3(-40°)	☉ 🦋 ✂️ 🐇
<b>'Dark Blue/White Bee'</b> •Dark blue with white centers.	H18-20" W13-15"	Summer Zone 3(-40°)	☉ 🦋 ✂️ 🐇
<b>'Light Blue/White Bee'</b> •Soft powder blue with white centers.	H18-20" W13-15"	Summer Zone 3(-40°)	☉ 🦋 ✂️ 🐇
<b>'Rose/White Bee'</b> •Rose colored flowers with white centers.	H18-20" W13-15"	Summer Zone 3(-40°)	☉ 🦋 ✂️ 🐇

**Highlander Series** Stately spires of full double, frilly blossoms over a mound of deeply-cut green leaves. Compact growth habit.

<b>'Cha Cha'</b> •Soft lilac with a light brush of pale pink on the petals.	H30-40" W16-20"	Early Summer Zone 3(-40°)	☉ 🦋
<b>'Crystal Delight'</b> •Pale lilac blooms with green centers.	H30-40" W16-20"	Early Summer Zone 3(-40°)	☉ 🦋
<b>'Morning Sunrise'</b> •White flowers with pale green centers.	H30-40" W16-20"	Early Summer Zone 3(-40°)	☉ 🦋
<b>'Sweet Sensation'</b> •Bright mauve-purple flowers kissed with blue-green.	H30-40" W16-20"	Early Summer Zone 3(-40°)	☉ 🦋

**Magic Fountains Series (*elatum*)** Plants have a compact dwarf habit with dark green deeply toothed leaves. Thick stems do not require staking and aren't easily blown over in the wind.

<b>'Dark Blue/Dark Bee'</b> •Dark blue with a dark center.	H24-36" W18-24"	Early Summer Zone 3(-40°)	☉ ☽ 🦋 ✂️ 🐇
<b>'Dark Blue/White Bee'</b> •Dark blue with a white center.	H24-36" W18-24"	Early Summer Zone 3(-40°)	☉ ☽ 🦋 ✂️ 🐇
<b>'Mix'</b> •Mixture of whites, pinks, blues and purples.	H24-36" W18-24"	Early Summer Zone 3(-40°)	☉ ☽ 🦋 ✂️ 🐇
<b>'Sky Blue/White Bee'</b> •Sky blue with white center.	H24-36" W18-24"	Early Summer Zone 3(-40°)	☉ ☽ 🦋 ✂️ 🐇

**Pacific Giants Series (*elatum*)** Requires a little more effort as you really should stake them for a spectacular display. The 4' to 7' tall stalks bear 3" double flowers and are mildew resistant.

<b>'Blue Bird'</b> •Blue with a white center.	H48-72" W18-24"	Early Summer Zone 3(-40°)	☉ 🦋 ✂️
<b>'Galahad'</b> •Pure white petals.	H48-72" W18-24"	Early Summer Zone 3(-40°)	☉ 🦋 ✂️
<b>'King Arthur'</b> •Deep violet-blue blossoms with a white center.	H48-72" W18-24"	Early Summer Zone 3(-40°)	☉ 🦋 ✂️
<b>'Mix'</b> •Mixture of whites, pinks, blues and purples.	H48-72" W18-24"	Early Summer Zone 3(-40°)	☉ 🦋 ✂️










































PERENNIAL  
FAVORITES


















**Summer Series (grandiflorum)** Elegant, dwarf, bushy habit. Heat tolerant. Totally unlike the tall, spiky Delphinium cultivars, this little beauty has compact mounds of well-branched lacy foliage.

<b>'Morning'</b> •Pastel pink.	H10-14" W10-12"	Early Summer Zone 3(-40°)	    
<b>'Nights'</b> •Clear blue.	H10-14" W10-12"	Early Summer Zone 3(-40°)	    







**Dianthus Pinks** Evergreen plants. Many are fragrant with grey to green foliage.

<b>barbatus 'Pinocchio Double Dwarf Mix' Sweet William</b> •White, pink and red mix with green foliage.	H6-8" W8-12"	Late Spring Zone 4(-30°)	   
<b>barbatus 'Indian Carpet' Sweet William</b> •Low mound of light green leaves bearing showy clusters of bright, single flowers in mixed shades from white to pink, salmon and red; often with a contrasting eye.	H6-10" W10-12"	Late Spring Zone 4(-30°)	   
<b>barbatus nanus 'Midget Mix'</b> •White, pink and red mix with green foliage.	H8-12" W12-20"	Late Spring Zone 4(-30°)	   
<b>'Cadence Milk Cherry'</b> •Double flowers are white and gradually transitions to a true red.	H8-12" W8-12"	Late Spring Zone 4(-30°)	    
<b>'Cadence Peach Milk' *New*</b> •The double flowers start as peachy-pink and turn white as they age, creating an attractive combination of new and older blooms.	H6-8" W18-24"	Late Spring-Summer Zone 4(-30°)	 
<b>gratianopolitanus 'Feuerhexe' Firewitch</b> •Bright magenta-pink, upward facing blooms that smell like cloves over silver blue-foliage.	H6-10" W8-12"	Late Spring Zone 4(-30°)	   
<b>gratianopolitanus 'Tiny Rubies'</b> •Pink double flower with deep green foliage.	H4-8" W10-12"	Late Spring Zone 4(-30°)	  
<b>'Kahori'</b> •Semi-double bright pink blooms above grey-green foliage that has a compact upright habit.	H8-12" W8-12"	Late Spring Zone 4(-30°)	    
<b>'Kahori Pink'</b> •Dark pink, scented, semi-double blooms above grey-green foliage with a compact, upright habit.	H8-12" W8-12"	Late Spring Zone 4(-30°)	    
<b>'Kahori Scarlet'</b> •Red, semi-double blooms above grey-green foliage with a compact, upright habit.	H8-12" W8-12"	Late Spring Zone 4(-30°)	    

**American Pie Series** Bred for blooms that are carried on sturdy stems that do not flop. Cold and drought tolerant once established. Very fragrant blooms.

<b>'Bumbleberry Pie'</b> •Rose-pink, single blooms with unique, vivid pink centers.	H10-12" W10-12"	Late Spring Zone 5(-20°)	    
<b>'Georgia Peach Pie'</b> •Pale blush pink, single blooms with unique, vibrant coral centers.	H10-12" W10-12"	Late Spring Zone 5(-20°)	    
<b>'Key Lime Pie'</b> •Pure white, single blooms with unique, apple green centers.	H10-12" W10-12"	Late Spring Zone 5(-20°)	    

**Beauties Series** First year flowering, very hardy, and heat tolerant. This new outstanding variety from Japan forms a clump of grassy, grey-green foliage, with a long summer display of fragrant blooms. Well suited for edging and in the rock garden.

<b>'Annabelle'</b> •Bright pure white.	H6-8" W12-16"	Late Spring Zone 3(-40°)	  
<b>'Kate'</b> •Masses of single, raspberry colored flowers.	H6-8" W12-16"	Late Spring Zone 3(-40°)	  



### Dianthus *Pinks* Continued

**Dessert Series** Very vigorous, disease resistant, fragrant, and single flowered.

<b>'Cranberry Ice'</b> •Rose pink flowers with a cranberry red eye and a matching, picotee, pinked edge.	H6-12" W10-14"	Late Spring-Summer Zone 4(-30°)	○ ● ✈ 🐇
<b>'Strawberry Sorbet'</b> •Red with rose splotches and pink edges with a red center and silver-green foliage.	H6-12" W10-14"	Late Spring-Summer Zone 4(-30°)	○ ● ✈ 🐇

**Early Bird Series** Double flowered and among the first Dianthus of the season to bloom.

<b>'Chili'</b> •Dark coral with silver-green foliage.	H4-8" W8-10"	Early Spring Zone 5(-20°)	○ ● ✈ 🐇
<b>'Fizzy'</b> •Very early blooming, these Pinks have double, fragrant, vivacious lavender blossoms with a maroon eye.	H4-6" W8-12"	Early Spring-Late Summer Zone 5(-20°)	○ ● ✈ ✂ 🐇
<b>'Frosty'</b> •Fragrant, double, purest white blossoms.	H4-6" W8-12"	Early Spring-Late Summer Zone 5(-20°)	○ ● ✈ ✂ 🐇
<b>'Radiance'</b> •Crimson with silver-green foliage.	H4-8" W8-10"	Early Spring Zone 5(-20°)	○ ● ✈ 🐇
<b>'Sherbet'</b> •Double, cheerful cherry pink blossoms with attractive, blue-green foliage.	H4-6" W8-12"	Early Spring-Late Summer Zone 5(-20°)	○ ● ✈ ✂ 🐇

**Everlast Series** Double flowers that will bloom once in spring, once in summer, and once in fall.

<b>'Burgundy Blush'</b> •Upright stems with raspberry-pink flowers.	H8-12" W10-14"	Spring and Fall Zone 4(-30°)	○ ● ✈ 🐇
<b>'Dark Pink'</b> •Dark pink with silver foliage.	H8-12" W10-14"	Spring and Fall Zone 4(-30°)	○ ● ✈ 🐇
<b>'Lavender Eye'</b> •Lavender-pink, double flowers with fringed petals and red eye.	H8-12" W10-14"	Spring and Fall Zone 4(-30°)	○ ● ✈ 🐇
<b>'Light Pink Eye'</b> •Medium pink, single flowers with a raspberry-pink eye.	H8-12" W10-14"	Spring and Fall Zone 4(-30°)	○ ● ✈ 🐇
<b>'Lilac Eye'</b> •Lilac-pink ruffled blooms with a deep crimson eye.	H8-12" W10-14"	Spring and Fall Zone 4(-30°)	○ ● ✈ 🐇
<b>'Orchid'</b> •Bright, bubblegum-pink, double flowers with fringed edges.	H8-12" W10-14"	Spring and Fall Zone 4(-30°)	○ ● ✈ 🐇
<b>'Raspberry Cream'</b> •Double mauve blooms with a pink edge.	H8-12" W10-14"	Spring and Fall Zone 4(-30°)	○ ● ✈ 🐇
<b>'Red and Pink'</b> •Double red and pink flowers.	H8-12" W10-14"	Spring and Fall Zone 4(-30°)	○ ● ✈ 🐇
<b>'White with Eye'</b> •White double flowers featuring a lilac-pink eye and fringed edges.	H8-12" W10-14"	Spring and Fall Zone 4(-30°)	○ ● ✈ 🐇

**Olivia Series** Great fragrance. Hardy and weather resistant.

<b>'Bella' *New*</b> •Single pink with a white edge and white eye.	H10-12" W10-12"	Late Spring-Summer Zone 4(-30°)	○ ● ✂
<b>'Cherry' *New*</b> •Two toned bright maroon banded by a lighter burgundy edge.	H10-12" W10-12"	Late Spring-Summer Zone 4(-30°)	○ ● ✂
<b>'Sweet' *New*</b> •Two toned red with white eye and white edging.	H10-12" W10-12"	Late Spring-Summer Zone 4(-30°)	○ ● ✂



<p><b>'Wild' *New*</b> •Bicolor dark pink with light pink edge.</p>	H10-12" W10-12"	Late Spring-Summer Zone 4(-30°)	○ ● ✂
<p><b>Scent First Series</b> Fragrant, double flowered.</p>			
<p><b>'Coconut Surprise'</b> •White with red center and silver-green foliage.</p>	H6-12" W12-18"	Late Spring Zone 4(-30°)	○ ● ✂ ⊕
<p><b>'Coral Reef'</b> • Grey-blue foliage topped with double flowers featuring frilly, deep coral petals with white picotee edge.</p>	H6-12" W12-18"	Late Spring Zone 4(-30°)	○ ● ✂ ⊕
<p><b>'Devon Flavia' Candy Floss</b> •Pink with a red-purple accent and silver foliage.</p>	H6-12" W12-18"	Late Spring Zone 4(-30°)	○ ● ✂ ⊕
<p><b>'Devon Yolande' Raspberry Surprise</b> •Pink with a red center and silver foliage.</p>	H6-12" W12-18"	Late Spring Zone 4(-30°)	○ ● ✂ ⊕
<p><b>'WP' Sugar Plum</b> •Rose with pink edges and silver foliage.</p>	H6-12" W12-18"	Late Spring Zone 4(-30°)	○ ● ✂ ⊕
<p><b>'WP' Passion</b> •Red with silver foliage.</p>	H6-12" W12-18"	Late Spring Zone 4(-30°)	○ ● ✂ ⊕
<p><b>Star Series</b> Compact, long blooming plants that are hardy and heat tolerant with a mounding habit. Disease resistant. Deadhead to prolong blooming.</p>			
<p><b>'Devon Esther' Double Pop Star</b> •Semi-double pink with a red center and silver foliage</p>	H6-8" W6-10"	Late Spring Zone 4(-30°)	○ ● ✂ ⊕
<p><b>'Eastern Star'</b> •Large, red flowers with crimson centers have a velvety appearance with subtle wisps of soft pink along the edges. They exude the spicy scent of cloves. If dead-headed will rebloom in fall.</p>	H6-8" W6-10"	Late Spring Zone 4(-30°)	○ ● ✂ ⊕
<p><b>'Fire Star'</b> •Fire red with silver foliage.</p>	H6-8" W6-10"	Late Spring Zone 4(-30°)	○ ● ✂ ⊕
<p><b>'Neon Star'</b> •Bright pink with silver foliage.</p>	H6-8" W6-10"	Late Spring Zone 4(-30°)	○ ● ✂ ⊕
<p><b>'Peppermint Star'</b> •Pink with a dark red center and silver foliage.</p>	H6-8" W6-10"	Late Spring Zone 4(-30°)	○ ● ✂ ⊕
<p><b>'Stargazer'</b> •Fragrant, single fringed white flowers with maroon centers.</p>	H6-8" W6-10"	Late Spring Zone 4(-30°)	○ ● ✂ ⊕
<p><b>'Starlette'</b> •Double magenta with a dark red center and silver foliage.</p>	H6-8" W6-10"	Late Spring Zone 4(-30°)	○ ● ✂ ⊕
<p><b>'Super Star'</b> •Produces beautiful single flowers. The flowers have maroon and deep pink patterns and a spicy fragrance.</p>	H6-8" W6-10"	Late Spring Zone 4(-30°)	○ ● ✂ ⊕
<p><b>Diascia Twin Spur</b> Sprays of snapdragon-like flowers bloom all summer. Foliage is upright and finely textured. Shows exceptional tolerance to both hot and cold temperatures.</p>			
<p><b>integerrima 'Coral Canyon'</b> •Soft pink flowers with a darker pink center.</p>	H15-24" W18-24"	Summer Zone 5(-20°)	○ ●

# PERENNIALS



## PERENNIAL FAVORITES

**Dicentra *Bleeding Heart*** Lovely shade garden plants with classic, heart-shaped flowers and greyish-green foliage. Creates a soft, delicate display of strong blooming power.

<p><b>'King of Hearts'</b> •This plant is a steady performer in a fernleaf bleeding heart. It has great vigor and is sun and heat tolerant but does best in part shade. Will not go dormant in mid-summer as long as the soil is kept moist.</p>	H8-10" W8-12"	Spring Zone 3(-40°)	
<p><b>'Fire Island' *New*</b> •Earlier flowering, and increased flower production. Sun tolerating alpine perennial has flaming magenta red, heart-shaped flowers with white tips that are produced in clusters above frosty blue, foliage.</p>	H12-15" W18-24"	Late Spring-Summer Zone 3(-40°)	
<p><b>'Gold Heart'</b> •Vivid golden foliage on large open plants can be used for contrast and to brighten darker shade gardens. Traditional heart shaped pink flowers dangle from long wands above the leaves.</p>	H24-36" W18-24"	Spring Zone 3(-40°)	
<p><b>'Luxuriant'</b> •Cherry-pink with fern leaf foliage.</p>	H12-18" W12-18"	Spring Zone 4(-30°)	
<p><b>spectabilis 'Old-Fashioned Red'</b> •Pink and white.</p>	H30-36" W24-36"	Spring Zone 3(-40°)	
<p><b>spectabilis 'Old-Fashioned White'</b> •Graceful soft green foliage has long, white heart-shaped flowers with protruding, white inner petals.</p>	H24-30" W26-34"	Spring Zone 3(-40°)	
<p><b>spectabilis 'Valentine'</b> •Arching spikes of elegant cherry-red heart-shaped blooms with white tips are held on burgundy stems.</p>	H22-28" W18-24"	Spring Zone 3(-40°)	

**Digitalis *Foxglove*** These biennial plants produce beautiful flower stalks of bell-shaped flowers above rosettes. Easy to grow. One warning: All parts of this plant are toxic if ingested, supervise small children around them.

<p><b>'Arctic Fox Rose' *New*</b> •A rich pink tubular blooms with burnt orange centers.</p>	H18-24" W16-18"	Late Spring-Late Summer Zone 5(-20°)	
<p><b>'Lucas'</b> •Rose-pink with a white speckled throat.</p>	H24-36" W8-12"	Summer Zone 4(-30°)	
<p><b>obscura 'Sunset'</b> •Long lasting blooms in varying shades of orange and yellow on upright, woody stems.</p>	H12-24" W12-24"	Summer Zone 4(-30°)	
<p><b>purpurea 'Candy Mountain'</b> •Gorgeous brilliant pink flowers with black and white speckled throats that grow upward.</p>	H30-48" W18-24"	Summer Zone 4(-30°)	
<p><b>purpurea 'Dalmatian Mix'</b> •Includes all the Dalmations: white, yellow, peach, blue, and lavender with many shades and hues in between.</p>	H24-36" W8-12"	Summer Zone 4(-30°)	
<p><b>purpurea 'Dalmatian Peach'</b> •Glorious peach-colored trumpets appear on stout, branching stems.</p>	H24-36" W8-12"	Summer Zone 4(-30°)	
<p><b>purpurea 'Dalmation Purple'</b> •Purple blooms spire above dark green foliage.</p>	H24-36" W8-12"	Summer Zone 4(-30°)	
<p><b>purpurea 'Dalmation Rose'</b> •Rose trumpets rise above stout branches.</p>	H24-36" W8-12"	Summer Zone 4(-30°)	
<p><b>purpurea 'Excelsior'</b> •Produces a mix of large trumpets of white, rose and pink.</p>	H48-60" W18-24"	Summer Zone 4(-30°)	
<p><b>thapsi 'Spanish Peaks'</b> •Short spikes of raspberry-rose flowers grow over miniature Foxglove foliage.</p>	H12-18" W8-12"	Summer Zone 4(-30°)	

PERENNIAL FAVORITES





**Camelot Series (purpurea)** These plants bloom reliably the first year with a heavy flush the second. They should be deadheaded the first year to encourage healthy overwintering, then allowed to reseed the following year as they will die out the second year.

<b>'Cream'</b> •Tubular white creamy flowers with purple speckled throats.	H40-48" W12-24"	Summer Zone 4(-30°)	
<b>'Lavender'</b> •Tubular lavender flowers have throats with purple speckling that are ringed with white.	H40-48" W12-24"	Summer Zone 4(-30°)	
<b>'Mix'</b> •Tubular cream, lavender, rose, and white flower throats with purple speckling that are ringed with white.	H40-48" W12-24"	Summer Zone 4(-30°)	
<b>'Rose'</b> •Purple speckles that are rimmed with white adorn the throat of these rose-pink tubular flowers.	H40-48" W12-24"	Summer Zone 4(-30°)	

**Doronicum *Leopard's Bane*** Semi-double flowers. Soft heart-shaped leaves. Blooms prolifically even in full shade as well as sun and is one of the earliest blooming perennials.

<b>orientale 'Little Leo'</b> •The brilliant yellow, daisy-like double flowers appear on short stems amid lush dark green, serrated, heart-shaped leaves.	H6-12" W8-12"	Early Spring Zone 4(-30°)	
--	------------------	------------------------------	--

**Echinacea *Coneflower*** Daisy-type flowers. The petal rays droop from the large conical crown. Coneflower prefers moderate to slightly dry conditions. Great for dried flowers.

<b>'Cheyenne Spirit'</b> •Mix from rich purple, pink, red and orange tones to lighter yellows, creams and white on well branched, durable plants.	H20-30" W14-24"	Summer-Fall Zone 4(-30°)	
<b>'Flame Thrower'</b> •Large two-toned orange and yellow flowers.	H36-40" W24-30"	Summer-Fall Zone 4(-30°)	
<b>'Moab Sunset' *New*</b> •Large orange, double flowers. This plant has a compact, upright habit.	H12-18" W10-14"	Summer-Fall Zone 4(-30°)	
<b>'Now Cheesier'</b> •Deep golden yellow (cheddar cheese orange) blossoms.	H24-30" W18-24"	Summer-Fall Zone 4(-30°)	
<b>paradoxa <i>Yellow Coneflower</i> *Native &amp; Waterwise*</b> •Bright yellow flower that will usually rebloom without deadheading.	H24-36" W12-18"	Summer Zone 5(-20°)	
<b>purpurea 'Double Decker'</b> •Large magenta-pink flowers sprout another set of petals atop the cone.	H36-40" W24-30"	Summer-Fall Zone 4(-30°)	
<b>purpurea 'Feeling Pink'</b> •Pink flowers on deep green foliage, compact form with an excellent branching habit.	H16-20" W12-18"	Summer-Fall Zone 4(-30°)	
<b>purpurea 'Feeling White'</b> •Produces many white flowers on a multi-branched plant with deep green foliage.	H16-20" W12-18"	Summer-Fall Zone 4(-30°)	
<b>purpurea 'Green Jewel'</b> •Light green petals surround the large green cone.	H20-24" W18-24"	Summer-Fall Zone 3(-40°)	
<b>purpurea 'Green Twister'</b> •Lime green blooms with magenta purple centers. Petals curve gently forward.	H24-36" W18-24"	Summer-Fall Zone 3(-40°)	
<b>purpurea 'Magnus'</b> •Beautiful rose-pink petals with a coppery-brown, spiky central cone.	H30-40" W18-24"	Summer-Fall Zone 3(-40°)	
<b>purpurea 'Mellow Yellows'</b> •The flower colors range from light yellow to the deepest gold with bright orange centers.	H24-30" W12-24"	Summer-Fall Zone 4(-30°)	



### Echinacea Coneflower Continued

<b>purpurea 'Pow Wow White'</b> •Each flower features clean white rays which encircle a large yellow to yellowish-brown cone.	H20-30" W12-18"	Summer-Fall Zone 4(-30°)	○ ♀ ✂ 🦌
<b>purpurea 'Pow Wow Wildberry'</b> •Fragrant, deep purple-pink to near-magenta flowers with burnt orange cones.	H20-30" W12-18"	Summer-Fall Zone 4(-30°)	○ ♀ ✂ 🦌
<b>purpurea 'Prairie Splendor Compact Rose'</b> •Deep rose flowers, tighter more compact habit with larger sturdier stems.	H16-20" W16-18"	Summer-Fall Zone 4(-30°)	○ ♀ ✂ 🦌
<b>purpurea 'Prairie Splendor Compact White'</b> •White with a green cone.	H16-20" W16-18"	Summer-Fall Zone 4(-30°)	○ ♀ ✂ 🦌
<b>tennesseensis Rocky Top</b> •Compact, vigorous and very floriferous, this plant produces pastel pink, flat-topped flowers with black cones.	H24-28" W14-18"	Summer-Fall Zone 4(-30°)	○ ♀ ✂ 🦌
<b>'Tiki Torch'</b> •Bright orange blooms sit atop strong upright stems which retain intense color for weeks.	H30-36" W18-23"	Summer-Fall Zone 4(-30°)	○ ♀ ✂ 🦌
<b>'Tomato Soup'</b> •Warm, tomato-red flowers grow to 6" wide. A heavy blooming variety.	H18-24" W12-18"	Summer-Fall Zone 5(-20°)	○ ♀ ✂ 🦌
<b>Artisan Collection</b> This collection offers consistency of plant structure for uniform and highly branched, full plants.			
<b>Red Ombre' *New*</b> •Flowers open red and soften in color as they mature.	H16-28" W10-25"	Summer-Fall Zone 4(-30°)	○ ♀ 🦌
<b>Soft Orange' *New*</b> •Orange shades	H16-28" W10-25"	Summer-Fall Zone 4(-30°)	○ ♀ 🦌
<b>Cone-fection Series (purpurea)</b> Very unique plants of fancy double pom-pom flowers.			
<b>'Hot Papaya'</b> •Red-orange with a double flower and strong sturdy stems.	H28-34" W18-24"	Summer-Fall Zone 4(-30°)	○ ♀ ✂ 🦌
<b>Double Scoop Series</b> Abundant, fully double flowers boast brilliant, non-fading color. Very hardy plants overwinter well and provide long-lasting garden enjoyment. First-rate branching for more flowers and superior show.			
<b>'Bubble Gum'</b> •Bright, bubblegum pink center cushion and flared ray petals.	H20-24" W18-20"	Summer-Fall Zone 4(-30°)	○ ♀ ✂
<b>'Cranberry'</b> •Large, double deep pink flowers with cranberry red center cushions surrounded by flared ray petals.	H20-24" W16-22"	Summer-Fall Zone 4(-30°)	○ ♀ ✂ 🦌
<b>'Lemon Cream'</b> •Opens yellow and matures to a rich cream.	H20-24" W16-22"	Summer-Fall Zone 4(-30°)	○ ♀ ✂ 🦌
<b>'Mandarin' *New*</b> •Fluorescent orange pom-pom flowers, shorter stems support the weight of its large, 4in wide flowers. With age, flowers take on dark rosy pink tones.	H18-22" W18-22"	Summer-Fall Zone 4(-30°)	○ ♀ 🦌 ✂
<b>'Orangeberry' *New*</b> •Raspberry and orange blooms. The many petaled centers are so unusual, they could be mistaken for Zinnias or even Dahlias.	H18-22" W18-22"	Summer-Fall Zone 4(-30°)	○ ♀ 🦌 ✂
<b>'Raspberry'</b> •Double layered petals with a center cushion covered in intense raspberry-rose color.	H28-30" W24-28"	Summer-Fall Zone 4(-30°)	○ ♀ ✂ 🦌



**Kismet Series** This series has been hybridized to produce more blooms in the the first year, better over-wintering survivability and a long bloom time. Terra Nova plants

<b>'Intense Orange' *New*</b> •Intense orange blooms that remain attractive for weeks and great bloom size on an upright, compact habit. Fragrant.	H12-16" W18-24"	Summer-Fall Zone 4(-30°)	
<b>'Raspberry' *Nw*</b> •Large raspberry pink flowers on a fabulous upright, compact habit. Each flower lasts for weeks. Fragrant.	H12-16" W18-25"	Summer-Fall Zone 4(-30°)	
<b>'Red' *New*</b> •Upright, free flowering, with a compact habit. The early blooming, large, red daisies rebloom all summer. Fragrant	H12-16" W18-26"	Summer-Fall Zone 4(-30°)	
<b>'White' *New*</b> •Compact, upright habit. It has numerous, large and long lasting white flowers. Fragrant.	H12-16" W18-27"	Summer-Fall Zone 4(-30°)	
<b>'Yellow' *New*</b> •Sunny, butter-yellow flowers. Naturally short with exceptional crown count. Fragrant	H12-16" W18-28"	Summer-Fall Zone 4(-30°)	

**Sombrero Series (purpurea)** Extremely well-branched and naturally compact.

<b>'Adobe Orange'</b> •Large, single flowers with overlapping orange petals surrounding a large, rust-brown cone.	H20-26" W16-24"	Summer-Fall Zone 4(-30°)	
<b>'Baja Burgundy'</b> •Vibrant, deep burgundy daisy flowers.	H18-20" W22-24"	Summer-Fall Zone 4(-30°)	
<b>'Blanco' *New*</b> •Bright white blooms on compact mounds of green foliage over an exceptionally long season. Fuss-free.	H18-20" W22-24"	Summer-Fall Zone 4(-30°)	
<b>'Fiesta Orange' *New*</b> •Brilliant deep orange, downward-arching ray flowers and large, deep orange cones, on sturdy, compact plants.	H18-20" W22-24"	Summer-Fall Zone 4(-30°)	
<b>'Flamenco Orange'</b> •Dark orange	H20-26" W16-24"	Summer-Fall Zone 4(-30°)	
<b>'Granada Gold'</b> •Golden yellow	H18-20" W22-24"	Summer-Fall Zone 4(-30°)	
<b>'Hot Coral'</b> •Coral-orange	H20-26" W16-24"	Summer-Fall Zone 4(-30°)	
<b>'Lemon Yellow Improved' *New*</b> •Overlapping petals and a more compact habit. Rich yellow flowers with a copper cone are produced on very well-branched plants.	H18-20" W22-24"	Summer-Fall Zone 4(-30°)	
<b>'Salsa Red' *New*</b> •Fiery orange-red flowers, with a skirt of wide, overlapping, drooping petals surrounding a chocolate-brown central cone.	H18-20" W22-24"	Summer-Fall Zone 4(-30°)	
<b>'Sangrita'</b> •Bright scarlet reddish-orange.	H18-20" W22-24"	Summer-Fall Zone 4(-30°)	
<b>'Tres Amigos' *New*</b> •Large, single flowers open peach, age to rose and fade to burgundy.	H18-20" W22-24"	Summer-Fall Zone 4(-30°)	



## Echinacea Coneflower Continued

**Sunseekers Series** This series has clean foliage with a well branched habit. They are extremely floriferous with non-fading vibrant flowers.

<b>'Coral'</b> •Dark coral.	H18-24" W12-18"	Summer-Fall Zone 4(-30°)	○ ♀ ✂
<b>'Magenta'</b> •Dark pink.	H18-24" W12-18"	Summer-Fall Zone 4(-30°)	○ ♀ ✂
<b>'Mellow'</b> •Goldish yellow.	H18-24" W12-18"	Summer-Fall Zone 4(-30°)	○ ♀ ✂
<b>'Orange'</b> •Deep orange.	H18-24" W12-18"	Summer-Fall Zone 4(-30°)	○ ♀ ✂
<b>'Pink'</b> •Non-fading soft pink.	H18-24" W12-18"	Summer-Fall Zone 4(-30°)	○ ♀ ✂
<b>'Purple'</b> •Purple.	H18-24" W12-18"	Summer-Fall Zone 4(-30°)	○ ♀ ✂
<b>'Rainbow'</b> •A double row of dark pink to light orange.	H18-24" W12-18"	Summer-Fall Zone 4(-30°)	○ ♀ ✂
<b>'Red'</b> •Deep red.	H18-24" W12-18"	Summer-Fall Zone 4(-30°)	○ ♀ ✂
<b>'Double Salmon'</b> •Flower opens a creamy yellow, then fades to a blush pink.	H18-24" W12-18"	Summer-Fall Zone 4(-30°)	○ ♀ ✂
<b>'White'</b> •Pure white with a brown cone.	H18-24" W12-18"	Summer-Fall Zone 4(-30°)	○ ♀ ✂
<b>'Yellow'</b> •Bright yellow.	H18-24" W12-18"	Summer-Fall Zone 4(-30°)	○ ♀ ✂

## Echinops Globe Thistle

<b>ritro 'Veitch's Blue' *New*</b> •The distinctive silver-blue foliage of this beautiful plant makes a striking counterpoint to other perennials in borders, rock gardens and even containers. Topped with numerous flower spikes.	H24-36" W24-36"	Early-Mid Summer Zone 2(-50°)	○ ♀ ✂ 🐇
--	--------------------	----------------------------------	---------

## Echium Bugloss

<b>amoenum Red Feathers</b> •Russet-red spikes of flowers and dark green basal foliage. Deadhead for rebloom. Thrives in poor soil.	H10-14" W12-18"	Early Summer-Fall Zone 3(-40°)	○ ♀ 🌵 🐇
--	--------------------	-----------------------------------	---------

## Engelmannia Englemann's Daisy

<b>peristenia Englemann's Daisy *Native &amp; Waterwise*</b> •Clump forming habit is adorned with fuzzy green leaves that resemble an over-sized Gaillardia. The clumps grow 24" long flowering stalks of small eight-petaled yellow daisies that open in late afternoon then fold under in intense heat and sunlight the next day. Likes well drained soil.	H18-24" W12-18"	Spring-Fall Zone 5(-20°)	○ ♀ 🌵 🏔️
---	--------------------	-----------------------------	----------

## Ephedra Green Mormon Tea

<b>viridis Green Mormon Tea *Native &amp; Waterwise*</b> •Attractive plant with textured green stems. Small cone-like flowers are light yellow. Does well in sandy, gravelly soils. Best used as an accent plant. Low maintenance. Thought to be used by Mormon pioneers as a medicinal tea.	H24-48" W24-48"	Early Spring Zone 3(-40°)	○ 🌵 🏔️
---	--------------------	------------------------------	--------

## Erigeron Fleabane

<b>compositus 'Cutleaf Daisy'</b> •An Alpine and Arctic species. Low growing plant with small white daisy-like flowers and yellow centers. Native Roots Selection	H6-12" W7-10"	Late Spring-Mid Summer Zone 5(-20°)	○ 🌵 🏔️
<b>speciosus Azure Fairy</b> •Very showy, lavender, aster-like flowers over compact grey-green foliage.	H20-24" W18-24"	Summer-Fall Zone 4(-30°)	○ 🌙 ♀ ✂

PERENNIAL FAVORITES



**Eriogonum *Buckwheat***

<b>heracleoides <i>Parsnip Buckwheat</i></b> •Creamy white flowering subshrub covered in soft hairs.	H12-18" W9-12"	Summer Zone 3(-40°)	○ ♀ ♀
<b>umbellatum v. aureum 'Kannah Creek' *Native &amp; Waterwise*</b> •The yellow flowers age to shades of orange and rust by late summer. The grey-green evergreen foliage is compact and turns burgundy from fall to early spring. Plant Select	H12-15" W15-24"	Late Spring-Fall Zone 3(-40°)	○ ♀ ♀ ▲
<b>umbellatum v. aureum <i>Sulphur Buckwheat</i> *Native &amp; Waterwise*</b> •Masses of yellow flowers turn orange as they age. Green foliage changes to a vivid purple-red in winter. Vigorous growth habit.	H12-16" W18-24"	Late Spring-Summer Zone 3(-40°)	○ ♀ ♀ ▲

**Erodium *Heronbill***

<b>variable 'Bishop's Form'</b> •A Geranium look-a-like with small pink flowers. Foliage is a dark green turning burgundy in the fall.	H2-4" W6-12"	Late Spring Zone 6(-10°)	○ ♀ ⊕
---	-----------------	-----------------------------	-------

**Eryngium *Sea Holly*** These plants usually have spiny leaves with tight dome shaped umbels of flowers resembling thistles. They can tolerate hot, dry sites and soils high in salts.

<b>'Blue Hobbit'</b> •Dwarf sea holly that rises in a globular mound. Spiny, egg-shaped, purplish-blue flower heads atop silver-blue stems appear in a profuse and long summer bloom.	H6-12" W6-12"	Summer Zone 4(-30°)	○ ♀ ✂ ♀
<b>planum 'Jade Frost'</b> •Blue-green leaves edged in cream serve as a bright background for the silver blue spiny flowers.	H24-30" W10-14"	Summer Zone 3(-40°)	○ ♀ ✂ ♀

**Erysimum *Wallflower*** They are among the first to bloom in spring. Evergreen with narrow leaves and dense racemes of fragrant, large, clustered four-petaled flowers.

<b>cheiri 'Charity Mix'</b> •The low mounding plants produce clusters of green lance-shaped leaves that bloom a mix of pink, red, purples, and yellows, in early spring and fall.	H10-12" W8-10"	Spring and Fall Zone 7(10°)	○ ◐ ♀
<b>kotschyannum 'Canaries'</b> •Light green leaves act as a perfect backdrop for small, bright yellow flowers.	H6-12" W10-12"	Early Spring Zone 5(-20°)	○ ♀

**Sugar Rush Series (cheiri)** Sweetly scented blooms, produces dark green foliage and branches better than traditional wallflowers. One central spike is surrounded by 4 to 5 side branches. Tolerates cold, frost and rain. Bushy, compact, upright habit.

<b>'Sugar Rush Mix'</b> •Mix of red, yellow, purple, and orange.	H14-16" W10-12"	Early Spring Zone 6(-10°)	○ ♀
<b>'Orange'</b> •Orange shades.	H14-16" W10-12"	Early Spring Zone 6(-10°)	○ ♀
<b>'Purple Bicolor'</b> •Purple shades.	H14-16" W10-12"	Early Spring Zone 6(-10°)	○ ♀
<b>'Red'</b> •Red shades.	H14-16" W10-12"	Early Spring Zone 6(-10°)	○ ♀

**Eupatorium *Joe Pye Weed*** Plants bear tubular and fringe-like flowerheads that add soft color and texture to the summer and fall garden. These plants form diverse habitats are grown for their ease of care and their usefulness in mixed borders, wild gardens, and other naturalized areas.

<b>maculatum 'Baby Joe'</b> •Short and compact growth that produces broad clusters of fuchsia flowers.	H24-36" W12-24"	Late Summer-Fall Zone 4(-30°)	○ ◐ ♀ ✂ ⊕
<b>rugosum 'Chocolate'</b> •Tall masses of chocolate-purple leaves with shiny deep purple stems and petioles, followed in autumn with small white flowers.	H36-48" W24-36"	Late Summer-Fall Zone 3(-40°)	○ ◐ ♀ ✂ ⊕

# PERENNIALS



PERENNIAL  
FAVORITES

**Euphorbia Spurge** The flowers have no petals or sepals. What appear to be flowers are actually part of the leaf structure called a bract. All parts of this plant are toxic.

<b>amyglaoides 'Ruby Glow'</b> •Red foliage with yellow flowers.	H12-18" W14-18"	Summer Zone 6(-10°)	○ ● ☼
<b>polychroma 'Bonfire'</b> •Sulphur yellow with burgundy foliage.	H10-12" W12-18"	Summer Zone 5(-20°)	○ ● ☼
<b>polychroma Cushion Spurge</b> •Light yellow with dark green foliage. Aggressive growth habit which can be invasive without management.	H12-18" W12-18"	Summer Zone 5(-20°)	○ ● ☼

## Fallugia Apache Plume

<b>paradoxa Apache Plume</b> •White solitary flowers. Native shrub, does well in rocky, gravelly soils. Seed clusters with feathery tails give it a plume-type appearance.	H48-60" W40-48"	Summer Zone 3(-40°)	○ ☼
---	--------------------	------------------------	-----

## Ferns

<b>Athyrium niponicum 'Ghost'</b> •Elegant, upright growth with the ghostly, silvery grey coloring of Japanese Painted Fern. Contrasting red midribs heighten the effect.	H12-36" W12-36"	Zone 4(-30°)	● ☼
<b>Matteuccia struthiopteris 'The King' Ostrich Fern</b> •Long, gracefully arching stipes rising from a large crown and spreading out in a vase shape to hold their enormous, finely cut fronds.	H36-72" W36-60"	Zone 3(-40°)	● ☼

## Fragaria False Strawberry

<b>'Alexandria'</b> •This alpine strawberry does not produce runners. Great edging plant in flower or herb gardens. Produces many small, sweet, red berries.	H6-10" W10-12"	Spring Zone 3(-40°)	○ ● ☼
<b>'Lipstick'</b> •Extremely showy, easy care groundcover that rewards you with bright red flowers and shiny fruit. Great for stabilizing embankments, but also makes an excellent tub plant. Thrives in most soils.	H4-6" W12-36"	Spring Zone 3(-40°)	○ ●

**Gaillardia Blanket Flower** From the early summer on, very showy banded flowers "blanket" these lovely plants. Bright and sunny, the ends of the petals on Gaillardia flowers have a torn, ruffled appearance. Daisy like flowers in warm colors grow on sturdy stems. Blanket Flowers are very well suited for a hot, sunny garden. A butterfly favorite, and completely carefree.

<b>pinnatifolia Hopi Blanketflower *Native &amp; Waterwise*</b> •Prolific bloomer all summer long. Large flowers with bright red centers surrounded by small, ray-type yellow petals. Will reseed.	H12-18" W8-12"	Late Spring-Summer Zone 3(-40°)	○ ☼ ☼ ☼
---	-------------------	------------------------------------	------------

**Arizona Series (aristata)** Compact, uniform mounds of bright green foliage is covered in large 3-3.5" blossoms. Requires little care once established. Heat tolerant.

<b>'Apricot'</b> •Apricot with yellow tips and a dark orange center.	H8-12" W8-12"	Summer-Fall Zone 3(-40°)	○ ☼ ✂ ☼
<b>'Red Shades'</b> •Crimson blossoms with a burgundy center.	H8-12" W8-12"	Summer-Fall Zone 3(-40°)	○ ☼ ✂ ☼
<b>'Sun'</b> •Fiery orange-red blooms tipped by a ring of rich flame yellow.	H8-12" W12-16"	Summer-Fall Zone 3(-40°)	○ ☼ ✂ ☼

**Mesa Series (grandiflora)** Very uniform, compact, well-branched plants with a strong, upright habit. They tend to flower about 2-3 weeks earlier than comparative varieties. Requires little care once established. Heat tolerant.

<b>'Bright Bicolor'</b> •Bright yellow, blooms with copper-red centers and red halos.	H16-18" W20-22"	Early Summer-Fall Zone 4(-30°)	○ ☼ ✂ ☼
<b>'Peach'</b> •Bright peach colored blooms with a pale, blush-orange halo.	H16-18" W20-22"	Early Summer-Fall Zone 4(-30°)	○ ☼ ✂ ☼

PERENNIAL  
FAVORITES



<b>'Red'</b> •Bright solid red with a darker center.	H16-20" W20-24"	Early Summer-Fall Zone 4(-30°)	○ ✂ ☹
<b>'Yellow'</b> •Bright solid yellow petals surround a golden button eye.	H16-18" W20-22"	Early Summer-Fall Zone 4(-30°)	○ ✂ ☹
<b>Spintop Series</b> Uniform and extremely early flowering series with flower power and vibrancy throughout the summer.			
<b>'Copper Sun'</b> •Coppery-red fluted petals with golden-throated flared tips.	H12-14" W12-14"	Early Summer-Fall Zone 3(-40°)	○ ✂ ☹
<b>'Orange Halo'</b> •Dark orange petals with golden tips that form an outer halo.	H12-14" W12-14"	Early Summer-Fall Zone 3(-40°)	○ ✂ ☹
<b>'Red'</b> •Rich medium red petals with prominent gold stamens.	H12-14" W12-14"	Early Summer-Fall Zone 3(-40°)	○ ✂ ☹
<b>'Red Starburst'</b> •Yellow blooms with maroon centers and cones.	H12-14" W12-14"	Early Summer-Fall Zone 3(-40°)	○ ✂ ☹
<b>'Yellow Halo'</b> •Coppery red petals with bright yellow tips.	H12-14" W12-14"	Early Summer-Fall Zone 3(-40°)	○ ✂ ☹
<b>'Yellow Touch'</b> •Coppery red petals outlined in yellow at the tips.	H12-14" W12-14"	Early Summer-Fall Zone 3(-40°)	○ ✂ ☹
<b>Sunrita Series (aristata)</b> A first year flowering selection. This compact, mounding plant requires little attention. Provides an elegant display of brightly colored blooms. Very uniform and consistent habit.			
<b>'Burgundy'</b> •Solid burgundy-red petals with a darker eye.	H14-20" W12-18"	Summer-Fall Zone 3(-40°)	○ ✂ ☹
<b>'Golden Yellow'</b> •Solid bright yellow.	H14-20" W12-18"	Summer-Fall Zone 3(-40°)	○ ✂ ☹
<b>'Red with Yellow Tip'</b> •Red with yellow tipped petals.	H14-20" W12-18"	Summer-Fall Zone 3(-40°)	○ ✂ ☹
<b>'Yellow with Red Ring'</b> •Yellow with red rings.	H14-20" W12-18"	Summer-Fall Zone 3(-40°)	○ ✂ ☹
<b>Galium Sweet Woodruff</b> Spreads by rhizomes and self-seeding to form an attractive ground cover.			
<b>odoratum Sweet Woodruff</b> •Aromatic clusters of tiny, star-shaped white flowers above tiers of leaves. Non-aggressive spreader.	H6-8" W24-36"	Early Summer Zone 4(-30°)	● ◐
<b>Gaura Whirling Butterflies</b> Clumping perennial with blooms spaced intermittently up the spike, giving an open effect. In the breeze the flowers move constantly, looking like a cloud of small butterflies.			
<b>lindheimeri 'Little Janie'</b> •Dainty flowers in shades of pink and white.	H16-18" W14-16"	Spring-Fall Zone 5(-20°)	○ ✂ ♀
<b>lindheimeri 'Rosyjane'</b> •White with pink edges and dark green foliage.	H18-24" W12-24"	Spring-Fall Zone 5(-20°)	○ ✂ ♀
<b>lindheimeri 'Siskiyou Pink'</b> •Rich pink with green foliage.	H18-30" W18-24"	Spring-Fall Zone 5(-20°)	○ ✂ ♀
<b>lindheimeri 'Whiskers Deep Rose' *New*</b> •Blooms for many weeks, with loose sprays of large, deep rose-pink flowers with contrasting white stamens that appear like whiskers.	H14-16" W12-14"	Late Spring to Early Fall Zone 5(-20°)	○ ✂



## Gaura Whirling Butterflies Continued

**Ballerina Series (lindheimeri)** Compact, well branched plants bloom continuously, producing striking, colorful flowers with dark foliage on airy plants.

<b>'Blush'</b> •Light pink with burgundy and green foliage.	H12-18" W12-24"	Spring-Fall Zone 5(-20°)	○ ♀
<b>'Rose'</b> •Rose with red and green foliage.	H12-18" W12-24"	Spring-Fall Zone 5(-20°)	○ ♀
<b>'White Compact'</b> •White with green foliage.	H12-18" W12-24"	Spring-Fall Zone 5(-20°)	○ ♀

**Belleza Series (lindheimeri)** Has an upright, airy habit, fine green foliage and tall stems lined with delicate, open, flowers.

<b>'Compact Light Pink'</b> •Light pink with green foliage.	H10-16" W16-20"	Spring-Fall Zone 6(-10°)	○ ♀
<b>'Dark Pink'</b> •Dark pink with green foliage.	H12-18" W20-24"	Spring-Fall Zone 6(-10°)	○ ♀
<b>'White'</b> •White with green foliage.	H12-18" W20-24"	Spring-Fall Zone 6(-10°)	○ ♀

**Passionate Series (lindheimeri)** These cultivars are the result of recent breeding for improved habit and better variegation. They have a compact growth habit.

<b>'Blush'</b> •Pink with a burgundy and green foliage.	H18-24" W12-18"	Spring-Fall Zone 5(-20°)	○ ♀
<b>'Rainbow'</b> •Narrow, tri-color, variegated green leaves are bordered in creamy white. Produces soft pink, flowers with magenta centers.	H18-24" W12-18"	Spring-Fall Zone 5(-20°)	○ ♀

**Gazania Hardy Gazania** Native to the mountains of South Africa. It forms a low tuft or mound of leathery, dark-green leaves, bearing daisy type blooms all season long. Remove faded flowers regularly to encourage more buds to form.

<b>krebsiana 'Tanager'</b> •Bright orange daisy-like flowers stand just above the glossy green leaves throughout the growing season.	H2-6" W8-12"	Spring-Fall Zone 5(-20°)	○ ♀ ♀
<b>linearis 'Colorado Gold'</b> •Bright golden yellow daisy-like flowers stand just above the glossy green leaves throughout the growing season.	H2-6" W8-12"	Spring-Fall Zone 5(-20°)	○ ♀ ♀

**Geranium Cranesbill** Long blooming seasons and neat growth habit. The common name "Cranesbill" comes from the shape of the pointed seedpod. These easy to care perennials are best planted as a border and in containers.

<b>'Brookside'</b> •Mounding, upright habit. Foliage turns orange and red in the fall. Violet blue flowers have dark veining and a white eye.	H18-24" W12-36"	Early Summer Zone 4(-30°)	○ ◐ ☼
<b>cantabrigiense 'Biokovo'</b> •White with a light pink center over foliage that turns red in the fall.	H8-18" W24-36"	Summer Zone 4(-30°)	○ ◐ ☼
<b>cantabrigiense 'Cambridge Blue' *New*</b> • Plants form a low, spreading mat of fragrant dark green leaves, bearing clusters of bright magenta-pink flowers. The very long blooming period sets this apart from others.	H6-8" W12-18"	Summer Zone 4(-30°)	○ ◐ ☼ ♀
<b>cantabrigiense 'Karmina'</b> •Deep pink flowers on foliage that takes on a red tinge in the fall.	H8-18" W24-36"	Summer Zone 4(-30°)	○ ◐ ☼
<b>'Havana Blues'</b> •Large, intense blue flowers have prominent darker blue veins with a soft white eye zone.	H12-14" W16-18"	Summer Zone 5(-20°)	○ ◐ ☼
<b>himalayense 'Johnson's Blue'</b> •Tall, old fashioned variety that is blue with a white eye.	H18-24" W18-30"	Summer Zone 4(-30°)	○ ◐ ☼

PERENNIAL FAVORITES





<p><b>'Patricia' *New*</b> •Shocking magenta-pink flowers with black star-shaped centers bloom in profusion above the deeply cut, dark green foliage.</p>	H24-36" W24-30"	Late Spring-Summer Zone 4(-30°)	○ ● ☼
<p><b>'Perfect Storm'</b> •Forms a low, bushy mound of velvety gray-green leaves, bearing a long display of small cup-shaped magenta-pink flowers with a contrasting black eye.</p>	H10-12" W16-20"	Summer Zone 5(-20°)	○ ● ☼ ☼
<p><b>pratense 'Boom Chocalatta'</b> •Rich, dark bronze, finely cut leaves with blue-purple flowers.</p>	H24-30" W26-30"	Summer Zone 4(-30°)	○ ● ☼
<p><b>pratense 'Dark Reiter'</b> •Bright lilac-blue blossoms appear on short mounded plants with dissected dark foliage.</p>	H6-12" W6-12"	Summer Zone 4(-30°)	○ ● ☼
<p><b>pratense 'Double Jewel' *New*</b> •Unique, double, white flower with a rich purple heart. Foliage is an intense dark green. This is a dwarf variety.</p>	H15-17" W17-20"	Late Spring Zone 5(-20°)	○ ● ☼
<p><b>pyrenaicum 'Bill Wallis'</b> •Small, rounded, lobed leaves and open sprays of vivid purple flowers.</p>	H12-18" W14-20"	Summer Zone 4(-30°)	○ ● ☼
<p><b>'Rozanne'</b> •Large violet-blue with purple veined flowers on deeply cut, slightly marbled and deep green foliage that turns orange-red in the fall.</p>	H18-24" W24-30"	Summer Zone 4(-30°)	○ ● ☼
<p><b>sanguineum 'Album' *New*</b> •White flowering with small, deeply lobed, dark green leaves.</p>	H12-18" W24-30"	Early Summer Zone 4(-30°)	○ ● ☼
<p><b>sanguineum <i>Bloody Cranesbill</i></b> •Deep magenta blooms over dark green foliage that turns a blood red in fall.</p>	H12-18" W18-24"	Summer Zone 4(-30°)	○ ● ☼
<p><b>sanguineum 'Max Frei'</b> •Attractive, finely divided leaves. Produces deep, magenta-pink, cup shaped flowers in early summer, then sporadically throughout the season. Compact. Very easy and dependable.</p>	H6-8" W12-24"	Summer Zone 4(-30°)	○ ● ☼
<p><b>sanguineum 'New Hampshire Purple'</b> •Bright magenta-purple, more compact habit.</p>	H8-18" W12-18"	Summer Zone 4(-30°)	○ ● ☼
<p><b>sanguineum 'Vision Light Pink'</b> •Light pink with dark veining.</p>	H6-12" W12-14"	Summer Zone 4(-30°)	○ ● ☼
<p><b>sanguineum 'Vision Violet'</b> •Luminescent violet flowers over medium green foliage.</p>	H8-12" W8-18"	Summer Zone 4(-30°)	○ ● ☼
<p><b>viscosissimum <i>Sticky Cranesbill</i></b> •Excellent for understory plantings. Sticky, hairy lobed foliage turns a bright red in the fall. Small, delicate, pale lavender flowers stand tall above the foliage.</p>	H24-30" W18-24"	Early Summer Zone 3(-40°)	○ ● ☼
<p><b>wlassovianum 'Fay Anna' *New*</b> •A vigorous, softly hairy, clump-forming, deciduous perennial with deeply lobed, dark green leaves, maroon in spring and turning orange-red in autumn. Lilac-pink flowers throughout summer.</p>	H10-12" W10-12"	Summer Zone 4(-30°)	○ ● ☼

# PERENNIALS



PERENNIAL  
FAVORITES

**Geum Avens** Plant in fall or spring when cooler temperatures help them get a healthy start. Remove spent flowers to encourage additional bloom, but consider leaving some of the later flowers so that the fluffy seed heads can form.

<b>coccineum 'Koi'</b> •Orange flowers appear on a dwarf, compact mound of glossy green foliage.	H4-8" W6-12"	Early Summer Zone 5(-20°)	☉ ☽ 🦋 ✂
<b>'Fire Storm' *New*</b> •Vigorous, compact and long blooming. Semi-double orange blooms.	H12-18" W18-20"	Spring-Summer Zone 5(-20°)	☉ ☽ 🦋 ✂
<b>flore-plena 'Blazing Sunset'</b> •Fully double, large scarlet red flowers.	H12-24" W12-18"	Early Summer Zone 5(-20°)	☉ ☽ 🦋 ✂
<b>'Flames of Passion'</b> •Upward facing bright red and orange flowers appear on compact growth habit with deep wine-red stems	H16-20" W12-18"	Early Summer Zone 5(-20°)	☉ ☽ 🦋 ✂
<b>'Petticoats Peach' *New*</b> •Rebloomer. Peach and yellow flowers are semi double and ruffled. Has a compact, clumping habit.	H8-10" W10-16"	Spring-Summer Zone 5(-20°)	☉ ☽ 🦋 ✂
<b>'Rustico Orange' *New*</b> •Compact mounding habit becomes smothered in numerous red orange double flowers in spring.	H9-12" W12-14"	Spring-Summer Zone 5(-20°)	☉ ☽ 🦋 ✂
<b>triflorum <i>Prairie Smoke</i> *Native &amp; Waterwise*</b> •Versatile, evergreen, pink, feathery seed heads, high elevation native perennial that can tolerate heat and drought as well as seasonally saturated soils. Spreads by rhizomes. Repeat bloomer late fall.	H4-6" W6-12"	Early Spring Zone 3(-40°)	☉ ☽ 🌱 🌳 🌲

## Tempo Series

<b>'Orange' *New*</b> •Mounding habit. Numerous double to single small cream to peach to orange blooms on short stems. Long blooming.	H9-15" W10-16"	Spring Zone 5(-20°)	☉ ☽ 🦋 🌳
<b>'Rose' *New*</b> •Double rose pink blooms.	H9-15" W10-16"	Spring Zone 5(-20°)	☉ ☽ 🦋 🌳
<b>'Yellow' *New*</b> •Numerous semi-double yellow flowers.	H9-15" W10-16"	Spring Zone 5(-20°)	☉ ☽ 🦋 🌳

## **Gypsophila *Creeping Baby's Breath*** Misty clouds of flowers

<b>repens 'Filou White'</b> •Forms a low mat of blue-green leaves with masses of small starry, white, fragrant single flowers.	H4-6" W6-10"	Summer - Fall Zone 3(-40°)	☉ 🦋 🌳 🌱
---	-----------------	-------------------------------	------------

## **Hedysarum *Sweetvetch***

<b>boreale <i>Utah Sweetvetch</i> *Native &amp; Waterwise*</b> •Showy, deep pink pea flowers bloom in clusters above lush green leaves. Makes a great meadow planting or filler in perennial beds.	H12-24" W24-36"	Spring-Summer Zone 3(-40°)	☉ 🦋 🌱 ✂ 🌳
---	--------------------	-------------------------------	--------------

**Helenium *Sneezeweed*** All Heleniums need a place that is not too shady and they also prefer a good soil that holds moisture. Intolerant of dry soils. Wide, daisy-like long petals fanned around a brown center.

<b>'Helbro' <i>Mardi Gras</i></b> •Yellow petals, splashed with orange-red form wildly patterned stiff skirts around deep brown mounded center cones.	H36-40" W18-24"	Summer Zone 4(-30°)	☉ 🦋 🌱 ✂ 🌳
<b>hoopesii <i>Orange Mountain Daisy</i> *Native &amp; Waterwise*</b> •Plants form a low mound of green leathery leaves, bearing upright branching heads of golden yellow daisies with an orange center.	H24-36" W18-24"	Summer Zone 4(-30°)	☉ 🦋 🌱 ✂ 🌳
<b>'Short 'n' Sassy'</b> •This compact variety features bright orange and gold petals surrounding a chocolate-brown cone.	H12-18" W21-23"	Summer Zone 4(-30°)	☉ 🦋 ✂ 🌱 🌳

PERENNIAL  
FAVORITES



**Mariachi Series** Dwarf varieties, developed to be consistently shorter and stronger stemmed compared to other varieties. Good branching habit, terrific for cutting.

<b>'Bandera'</b> •Ruffled deep red with a bright golden halo.	H12-14" W14-18"	Late Summer Zone 3(-40°)	○ ♀ ✂️ 🌿
<b>'Fuego'</b> •Yellow-based, orange-red petals.	H12-14" W14-18"	Late Summer Zone 3(-40°)	○ ♀ ✂️ 🌿
<b>'Salsa'</b> •Red petals with a bit of orange surrounding a dark brown cone.	H12-14" W14-18"	Late Summer Zone 3(-40°)	○ ♀ ✂️ 🌿
<b>'Sombrero' *New*</b> •Bright yellow flowers that are a great contrast to the dark green foliage.	H12-14" W14-18"	Late Summer Zone 3(-40°)	○ ♀ ✂️ 🌿

**Salud Series** Very compact, well-branched habit that will hold up to weather. The flowers bloom in vibrant colors.

<b>'Embers'</b> •Rusty red brushed with yellow to the tips of the petals, surrounding a rusty red cone.	H14-16" W12-14"	Summer-Fall Zone 4(-30°)	○ ♀ ✂️ 🌿 🌱
<b>'Golden'</b> •Dark yellow with a dark cone.	H14-16" W12-14"	Summer-Fall Zone 4(-30°)	○ ♀ ✂️ 🌿 🌱
<b>'Yellow'</b> •Bright yellow with yellow cones.	H14-16" W12-14"	Summer-Fall Zone 4(-30°)	○ ♀ ✂️ 🌿 🌱

**Helianthemum Sun Rose** These plants are versatile shrubby perennials, excellent for growing in the rock garden or at the front of a hot, sunny border. Evergreen and compact growth habit. Flowers resemble wild roses.

<b>nummularium 'Ben Fhada'</b> •Bright green leaves and single, bright yellow flowers with orange centers.	H6-12" W12-18"	Early Summer Zone 5(-20°)	○ 🌙 ♀ 🌿
<b>nummularium 'Ben Hope'</b> •Grey-green foliage and dark pink flowers with yellow centers.	H6-12" W12-18"	Early Summer Zone 5(-20°)	○ 🌙 ♀ 🌿
<b>nummularium 'Ben Ledi'</b> •Single vibrant rose flowers with a deeper rose-red eye.	H6-12" W12-18"	Early Summer Zone 5(-20°)	○ 🌙 ♀ 🌿
<b>nummularium 'Bronze Carpet'</b> •Vibrant orange with yellow centers.	H6-12" W18-24"	Early Summer Zone 5(-20°)	○ ♀ 🌿
<b>nummularium 'Cerise Queen'</b> •Bright cherry red, double flowers	H9-12" W18-24"	Summer Zone 5(-20°)	○ ♀ 🌿
<b>nummularium 'Fire Dragon'</b> •Red-orange flowers with yellow eye atop grey foliage.	H4-8" W12-18"	Early Summer Zone 5(-20°)	○ ♀ 🌿
<b>nummularium 'Henfield Brilliant'</b> •Single red-orange flowers, over a mound of silvery-grey foliage.	H8-12" W18-24"	Early Summer Zone 5(-20°)	○ ♀ 🌿
<b>nummularium 'The Bride' *New*</b> •Single pure white flowers, over a mound of silver-grey foliage.	H4-6" W18-23"	Early Summer Zone 4(-30°)	○ ♀ 🌿

**Helianthus False Sunflower**

<b>maximiliani Maximilian Sunflower *Native &amp; Waterwise*</b> •Exceptional North American native perennial forms tall clumps with bright flowers and handsome foliage. Aggressive, fast grower. Prefers a warm location. Drought tolerant but can grow in wet conditions.	H36-96" W24-48"	Late Spring Zone 4(-30°)	○ ♀ 🌿 🌱 🏔️
---	--------------------	-----------------------------	---------------



**Heliopsis False Sunflower** These plants have an upright, clumping form with showy long blooming daisy-like flowers. Tolerates drought, but does best if regularly watered. Tolerates a wide range of soils, including poor, infertile ones. Remove spent flowers to extend bloom season.

<b>helianthoides 'Double Sunstruck'</b> •These plants form a tall, bushy clump of white leaves with dark green veining and large, double golden daisy flowers.	H14-16" W12-14"	Summer-Fall Zone 3(-40°)	○ ☦ ✂ 🌵
<b>helianthoides 'Summer Sun'</b> •Bright yellow, semi double blooms that are 2-3" in diameter. Profuse bloomer.	H36-48" W18-24"	Summer-Fall Zone 3(-40°)	○ ☦ ✂ 🌵
<b>helianthoides 'Sunstruck'</b> •Forms a tall, bushy mound of silver and green variegated leaves and a head of large, sunny yellow daisy flowers.	H14-16" W12-14"	Summer-Fall Zone 3(-40°)	○ ☦ ✂ 🌵

**Hemerocallis Daylily** One of the most popular perennials in existence. No garden should be without them. Available in a wide array of colors. Tolerates pollution, slopes, poor and dry soils and near pavement that is salted in winter.

### Cream to White Flowers

<b>'Blackthorne'</b> •Creamy yellow blossoms with a prominent wine-purple eye and matching edge half way up the ruffled petals with a chartreuse throat.	H24-26" W18-24"	Summer <u>Rebloomer</u> Zone 3(-40°)	○ ☦ ✂ 🌵
<b>'Early Snow'</b> •Large white with a green throat.	H24-30" W18-24"	Summer <u>Rebloomer</u> Zone 3(-40°)	○ ☦ ✂ 🌵
<b>'Gentle Shepherd' *New*</b> •Lightly ruffled off-white flowers with a green throat.	H23-25" W23-25"	Summer <u>Rebloomer</u> Zone 3(-40°)	○ ☦ ✂ 🌵
<b>'Inwood'</b> •Light creamy-yellow with an apple green throat and bold purple eye, also with a dark purple edge.	H30-36" W12-24"	Summer <u>Rebloomer</u> Zone 3(-40°)	○ ☦ ✂ 🌵
<b>'Joan Senior'</b> •Creamy white with a green throat.	H18-24" W18-24"	Summer <u>Rebloomer</u> Zone 3(-40°)	○ ☦ ✂ 🌵
<b>'Sunday Gloves'</b> •Ruffled and near white with a soft yellow center.	H24-28" W18-24"	Summer <u>Rebloomer</u> Zone 3(-40°)	○ ☦ ✂ 🌵

### Orange to Bronze Flowers

<b>'Adorable Tiger'</b> •Golden orange flowers with a red eyezone that covers at least half the petals with matching red picotee ruffled edge.	H24-30" W18-24"	Summer Zone 3(-40°)	○ ☦ ✂ 🌵
<b>'Apricot Sparkles'</b> •Solid apricot	H12-18" W18-24"	Summer Zone 3(-40°)	○ ☦ ✂ 🌵
<b>'Bright Sunset'</b> •Burnt coppery orange petals and a yellow-green throat.	H30-36" W18-24"	Summer Zone 3(-40°)	○ ☦ ✂ 🌵
<b>'Double Dream' *New*</b> •Double apricot peach. Blooms early summer and again in Fall.	H12-24" W18-24"	Summer <u>Rebloomer</u> Zone 3(-40°)	○ ☦ ✂ 🌵
<b>'Elegant Explosion'</b> •4" heavily ruffled and recurved blooms of dynamic, sparkling orange-gold color.	H18-20" W18-24"	Summer <u>Rebloomer</u> Zone 3(-40°)	○ ☦ ✂ 🌵
<b>'South Seas'</b> •Salmon with a yellow-green throat.	H30-36" W18-24"	Summer <u>Rebloomer</u> Zone 3(-40°)	○ ☦ ✂ 🌵

### Pink to Peach Flowers

<b>'Always Afternoon'</b> •Pink with a purple center and green throat.	H18-24" W18-24"	Summer <u>Rebloomer</u> Zone 3(-40°)	○ ☦ ✂ 🌵
<b>'Apricot Sparkles'</b> •Solid apricot	H12-18" W18-24"	Summer Zone 3(-40°)	○ ☦ ✂ 🌵

PERENNIAL FAVORITES



<b>'Elegant Candy'</b> •Pink with a triangular red eye, yellow watermark and a green throat. Heavily ruffled, well-branched and heavily budded.	H18-25" W18-24"	Summer <u>Rebloomer</u> Zone 3(-40°)	○ ♀ ✂ ☕
<b>'Passionate Returns'</b> •Rose-red with a yellow throat.	H16-18" W12-14"	Summer <u>Rebloomer</u> Zone 3(-40°)	○ ♀ ✂ ☕
<b>'Rosy Returns'</b> •Rose-pink with a dark pink eye and a yellow throat.	H12-18" W18-24"	Summer <u>Rebloomer</u> Zone 3(-40°)	○ ♀ ✂ ☕
<b>'Scottish Fantasy'</b> •Coral with a lime-green throat.	H24-30" W18-24"	Summer <u>Rebloomer</u> Zone 3(-40°)	○ ♀ ✂ ☕
<b>'Stephanie Returns'</b> •Light pink ruffled petals with a rose eye and yellow throat. This variety is more compact than others.	H16-18" W18-24"	Summer <u>Rebloomer</u> Zone 3(-40°)	○ ♀ ✂ ☕
<b>'When My Sweetheart Returns'</b> •Soft cream with large, rose pink eye, lemon throat, and ruffled petals.	H14-16" W18-24"	Summer <u>Rebloomer</u> Zone 3(-40°)	○ ♀ ✂ ☕
<b>Purple to Lavender Flowers</b>			
<b>'Always Afternoon'</b> •Pink with a purple center and green throat.	H18-24" W18-24"	Summer <u>Rebloomer</u> Zone 3(-40°)	○ ♀ ✂ ☕
<b>'Bela Lugosi'</b> •The darkest, purple-black flowers with a lime green throat.	H30-36" W18-24"	Summer Zone 3(-40°)	○ ♀ ✂ ☕
<b>'Daring Deception'</b> •Lavender with a purple center and edging; yellow-green throat.	H18-24" W18-24"	Summer <u>Rebloomer</u> Zone 3(-40°)	○ ♀ ✂ ☕
<b>'Just Plum Happy'</b> •The 4 1/2" flowers are mauve-pink with a plum-purple eye and matching, narrow picotee edge.	H18-24" W18-24"	Summer <u>Rebloomer</u> Zone 3(-40°)	○ ♀ ✂ ☕
<b>'Little Grapette'</b> •Light grape petals with black-grape band and a rose-purple watermark with fluorescent green throat.	H12-18" W18-24"	Summer <u>Rebloomer</u> Zone 3(-40°)	○ ♀ ✂ ☕
<b>'Purple d'Oro'</b> •Purple with green throat.	H12-18" W18-24"	Summer <u>Rebloomer</u> Zone 3(-40°)	○ ♀ ✂ ☕
<b>Red to Burgundy Flowers</b>			
<b>'Double Pardon Me'</b> •Dark red. This plant has more tepals than its namesake. Instead of the standard 6, it can have as many as 18 tepals.	H16-18" W18-24"	Summer <u>Rebloomer</u> Zone 3(-40°)	○ ♀ ✂ ☕
<b>'Chicago Apache'</b> •Intense scarlet-red flowers with recurved petals, a small sulphur yellow watermark and green throat.	H30-36" W18-24"	Summer Zone 3(-40°)	○ ♀ ✂ ☕
<b>'Funny Valentine'</b> •Large, dark red blossoms.	H24-30" W18-24"	Summer Zone 3(-40°)	○ ♀ ✂ ☕
<b>'Midnight Raider'</b> •Dark shades of red with a yellow throat.	H24-30" W18-24"	Summer Zone 3(-40°)	○ ♀ ✂ ☕
<b>'Pardon Me'</b> •Cranberry-red with a green throat.	H18-24" W18-24"	Summer <u>Rebloomer</u> Zone 3(-40°)	○ ♀ ✂ ☕
<b>'Passion for Red'</b> •Very large, red with a yellow throat.	H24-27" W18-24"	Summer <u>Rebloomer</u> Zone 3(-40°)	○ ♀ ✂ ☕
<b>'Prairie Wildflower'</b> •The large 5" flowers are rich red with finely ruffled edges and a contrasting bright yellow throat.	H18-24" W18-24"	Summer <u>Rebloomer</u> Zone 3(-40°)	○ ♀ ✂ ☕



## Hemerocallis *Daylily* Continued

<b>'Raspberry Suede'</b> •The large 5" flowers are a unique shade of rich raspberry red.	H24-28" W18-24"	Summer <u>Rebloomer</u> Zone 3(-40°)	○ ♀ ✂️ 🌱
<b>'Red Hot Returns'</b> •Cherry-red with a yellow throat.	H24-28" W18-24"	Summer <u>Rebloomer</u> Zone 3(-40°)	○ ♀ ✂️ 🌱
<b>'South Seas'</b> •Salmon with a yellow-green throat.	H30-36" W18-24"	Summer <u>Rebloomer</u> Zone 3(-40°)	○ ♀ ✂️ 🌱

## Yellow to Gold Flowers

<b>'Buttered Popcorn'</b> •Butter yellow	H30-36" W18-24"	Summer <u>Rebloomer</u> Zone 3(-40°)	○ ♀ ✂️ 🌱
<b>'Double Talk' *New*</b> •Double flowers of golden yellow. Blooms in mid-summer and the blooms again in late summer.	H20-36" W18-24"	Summer <u>Rebloomer</u> Zone 3(-40°)	○ ♀ ✂️ 🌱
<b>'Erin Lea'</b> •Yellow with a green throat.	H24-30" W18-24"	Summer <u>Rebloomer</u> Zone 3(-40°)	○ ♀ ✂️ 🌱
<b>'Happy Returns'</b> •Canary yellow	H12-18" W18-24"	Summer <u>Rebloomer</u> Zone 3(-40°)	○ ♀ ✂️ 🌱
<b>'Hyperion'</b> •Yellow with a tiny green throat.	H30-36" W30-36"	Summer <u>Rebloomer</u> Zone 3(-40°)	○ ♀ ✂️ 🌱
<b>'Stella de Oro'</b> •Golden yellow	H12-18" W18-24"	Summer <u>Rebloomer</u> Zone 3(-40°)	○ ♀ ✂️ 🌱
<b>'Stella Supreme'</b> •Clear yellow repeat bloomer.	H12-14" W18-24"	Summer <u>Rebloomer</u> Zone 3(-40°)	○ ♀ ✂️ 🌱

## Hesperaloe

<b>parviflora Red Yucca *Native &amp; Waterwise*</b> •A grass-like bushy mound of narrow, spine tipped leaves are topped by tall flower stalks of light salmon to red with grey-green foliage.	H24-48" W24-48"	Summer Zone 5(-20°)	○ ◐ ♀ 🌱 ⚡
---	--------------------	------------------------	--------------

**Heuchera Coral Bells** Grown for foliage. You can find any color from green to burgundy. Semi-evergreen compact clumps with lobed leaves. Airy bell-shaped flowers on wiry stems.

<b>americana 'Marvelous Marble'</b> •Purple to green marbling foliage with white flowers.	H8-12" W18-24"	Late Spring Zone 4(-30°)	● ◐
<b>'Apple Crisp' *New*</b> •Seriously crisped green leaves with a white veil. The combination of a tight, compact habit and short stems of white flowers.	H6-8" W9-11"	Late Spring Zone 4(-30°)	● ◐
<b>'Delta Dawn'</b> •Gold to lime with red veining.	H8-12" W24-30"	Late Spring Zone 4(-30°)	● ◐
<b>'Fire Chief' *New*</b> •Mid sized leaves of glowing wine red. Flowers are bi-colored pink and white on dark red stems.	H6-9" W12-15"	Late Spring Zone 4(-30°)	● ◐
<b>'Georgia Plum'</b> •Purple-pink foliage with pink flowers.	H6-8" W12-18"	Late Spring Zone 4(-30°)	● ◐
<b>'Green Spice' *New*</b> •Broad silvery green leaves with silvery overlay, darker green edges and beet red venation. Leaves turn orangish in the fall.	H8-12" W12-16"	Late Spring Zone 4(-30°)	● ◐
<b>'Lime Marmalade'</b> •Heavily ruffled, smaller lime green to chartreuse leaves form a compact rounded clump. Robust, vigorous grower. White flowers.	H10-16" W18-24"	Late Spring Zone 4(-30°)	● ◐



<b>micrantha 'Palace Purple'</b> •Shades of purple and green with white flowers.	H12-18" W18-24"	Late Spring Zone 4(-30°)	● ○
<b>'Midnight Rose'</b> •Dark purple with pink flecks on the foliage and white flowers.	H8-12" W10-16"	Late Spring Zone 4(-30°)	● ○
<b>'Obsidian'</b> •Black-purple foliage with white flowers.	H18-24" W10-16"	Late Spring Zone 4(-30°)	● ○
<b>pulchella 'Sandia' Mountain Alumroot *Native &amp; Waterwise*</b> •Foliage is a dark green that turns red in the fall. Pale pink flowers are fringed with burgundy. Native Roots Selection.	H12-18" W8-12"	Late Spring-Summer Zone 4(-30°)	● ○ ▲
<b>'Lime Rickey' *New*</b> •Gently ruffled and frilled, lime green leaves that retain their luminous color throughout the growing season. In late spring to early summer, panicles of small, bell-shaped, pure white flowers bloom on slender stems rising up to 18 in.	H10-18" W12-18"	Late Spring Zone 4(-30°)	● ○
<b>'Paprika' *New*</b> • Large, warm, glowing cherry-coral foliage	H8-12" W10-16"	Late Spring Zone 4(-30°)	● ○
<b>'Peach Flambe' *New*</b> •Bright peach-colored leaves that literally glow in spring, summer and fall, turning to plum in winter. Large, smooth leaves and flaming red infusions are quite dramatic in the garden. Produces white flowers.	H7-16" W10-14"	Late Spring Zone 4(-30°)	● ○
<b>'Peppermint Spice' *New*</b> •Broad green leaves with silver overlay and darker green edges with purplish-red veining. Turns brilliant shades of red and orange in the fall. Rose pink flowers.	H8-12" W8-12"	Late Spring Zone 4(-30°)	● ○
<b>sanguinea 'Bressingham Hybrids'</b> •Green foliage with a beautiful range of pastel colors of flowers in shades of red to pink to white	H12-18" W12-18"	Late Spring Zone 4(-30°)	● ○
<b>sanguinea 'Ruby Bells'</b> •Green foliage with ruby-red flowers.	H12-18" W12-18"	Late Spring Zone 4(-30°)	● ○
<b>sanguinea 'Splendens Firefly'</b> •Green foliage with coral flowers.	H12-18" W12-18"	Late Spring Zone 4(-30°)	● ○
<b>villosa 'Caramel'</b> •Shades of apricot with pink flowers.	H12-18" W14-18"	Late Spring Zone 4(-30°)	● ○
<b>Canyon Series</b> These plants were especially bred for compact habit and profuse blooms in all its cultivars. Although quietly attractive in their own right, the diminutive mounds of glossy, green foliage take second stage to the abundance of tiny, tubular, brightly-colored flowers.			
<b>'Duet'</b> •Dark green foliage with pink and white flowers.	H6-12" W6-12"	Late Spring Zone 4(-30°)	● ○
<b>Indian Summer Series</b> Dwarf series with ruffled foliage and a mounding habit.			
<b>'Bilberry'</b> •Glossy deep purple-black, slightly ruffled foliage with reddish undertones. Blooms white flowers.	H12-16" W12-18"	Late Spring Zone 4(-30°)	● ○
<b>'Blackberry Ruffles'</b> •Dark purple with red tones and ruffled foliage.	H12-16" W12-18"	Late Spring Zone 4(-30°)	● ○
<b>'Boysenberry'</b> •Glossy, ruffled mahogany foliage, reddish-pink beneath. Blooms white flowers.	H12-16" W12-18"	Late Spring Zone 4(-30°)	● ○
<b>'Coralberry'</b> •Semi-ruffled pink foliage with darker veining. Blooms white flowers.	H12-16" W12-18"	Late Spring Zone 4(-30°)	● ○
<b>'Cranberry'</b> •Ruffled red foliage. Blooms white flowers.	H12-16" W12-18"	Late Spring Zone 4(-30°)	● ○
<b>'Gojiberry'</b> •Orange-caramel ruffled foliage. Blooms white flowers.	H12-16" W12-18"	Late Spring Zone 4(-30°)	● ○
<b>'Gooseberry Lime'</b> •Ruffly lime-green.	H12-16" W12-18"	Late Spring Zone 4(-30°)	● ○



## Heuchera *Coral Bells* Indian Summer Continued

<b>'Huckleberry'</b> •Silvery leaves with dark veining that turns pink in the fall. Blooms white flowers.	H12-16" W12-18"	Late Spring Zone 4(-30°)	● ●
<b>'Mulberry'</b> •Dark pinkish purple with dark veining.	H12-16" W12-18"	Late Spring Zone 4(-30°)	● ●
<b>'Orangeberry'</b> •Burnt orange foliage with a lot of ruffling along the edges. Cream flowers.	H12-16" W12-18"	Late Spring Zone 4(-30°)	● ●
<b>'Tayberry' *New*</b> •Warm toned foliage of bright cherry red to light orange.	H 8-10" W10-12"	Late Spring Zone 4(-30°)	● ●

**Northern Exposure Series** This Terra Nova Series features plants with medium-large mounding habits. The collection features an exceptional range of rich-colored foliage with attractive, short flower stalks and great hardiness. This series has proven to be rust resistant.

<b>'Amber'</b> •Clear amber, rounded leaves.	H14-16" W20-21"	Late Spring Zone 4(-30°)	● ●
<b>'Black'</b> •Black round leaves.	H12-14" W14-16"	Late Spring Zone 4(-30°)	● ●
<b>'Lime'</b> •Clear chartreuse green, rounded leaves.	H12-14" W14-16"	Late Spring Zone 4(-30°)	● ●
<b>'Purple'</b> •Dark purple rounded leaves with a silver overlay.	H12-14" W14-16"	Late Spring Zone 4(-30°)	● ●
<b>'Red'</b> •Clear dark red to burgundy rounded leaves.	H12-14" W14-16"	Late Spring Zone 4(-30°)	● ●
<b>'Sienna' *New*</b> •Crisp, fresh green leaves in the spring and fall blending to a beautiful sienna orange in the summer.	H13-22" W18-22"	Late Spring Zone 4(-30°)	● ●
<b>'Silver'</b> •Large, dense, rounded mound and features burgundy-silver to silver leaves. Pink flower sprays.	H12-14" W14-16"	Late Spring Zone 4(-30°)	● ●

**Heucherella** Heucherella is a hybridization of Heuchera and Tiarella. These plants are also a great selection for added variety in the shade garden. These plants are sterile.

<b>'Gold Zebra' *New*</b> •This plant's shocking golden yellow leaves display a heavy smattering of bright red pigment that nearly covers the entire leaf surface.	H8-10" W12-15"	Late Spring Zone 4(-30°)	● ●
<b>'Onyx' *New*</b> •True black, glossy, deeply cut leaves on a dense medium size mound. It is compact and tidy with a vigorous growth habit. White flowers rise on taller stems above the foliage.	H8-10" W12-16"	Late Spring Zone 4(-30°)	● ●
<b>'Solar Eclipse' *New*</b> •Leaves of red brown bordered in lime green with broadly scalloped leaf lobes. Forms a vigorous mound of dense crown. Produces white flowers.	H10-16" W12-16"	Late Spring Zone 4(-30°)	● ●
<b>'Sweet Tea' *New*</b> •Without a doubt the most brilliantly colored, exciting Heucherella ever grown that has scalloped 4" leaves with cinnamon-russet centers with orange and rose infused edges. Produces white flowers	H20-27" W25-28"	Late Spring Zone 4(-30°)	○ ●
<b>'Tapestry' *New*</b> •The dark-centered leaves are colored blue green in spring and summer and change to green with dark centers in fall and winter, leaves have blue iridescence. Produces pink flowers	H10-20" W12-16"	Late Spring Zone 4(-30°)	○ ●

**Hibiscus *Hardy Hibiscus*** Substantial shrub-like plants with flowers like a tropical Hibiscus. Flowers are round and saucer-shaped with a prominent central stamen.

<b>'Airbrush Effect'</b> •8" vibrant pink flowers with salmon tones. Has an airbrushed central white halo and a small dark red eye. Overlapping petals create a three dimensional look to the flowers. Dark green foliage.	H40-48" W48-54"	Summer-Early Fall Zone 4(-30°)	○ ☞
---	--------------------	-----------------------------------	-----

PERENNIAL FAVORITES





<p><b>'Dark Mystery' *New*</b> •This variety has incredibly dark, wine purple foliage that contrasts beautifully with the large white flowers. Each flower has a cherry red eye and dark pink veining. Heart-shaped leaves are produced on a plant with a very round habit.</p>	H60-66" W60-66"	Mid-Late Summer Zone 4(-30°)	○ ♀
<p><b>'Heartthrob'</b> •Near black glossy buds open to lustrous deep red blossoms with a blackish red center and veining. 8-10" wide blossoms have round overlapping petals with a hint of ruffling on the edges. Compact and well branched.</p>	H46-48" W70-74"	Summer Zone 4(-30°)	○ ♀
<p><b>'Mars Madness'</b> •Dark olive-green leaves that have copper highlights, with the newest leaves emerging coppery purple. Huge 6-8" flowers open flat and are magenta-red. Each flower has a small, darker red halo with overlapping petals and deeply impressed veins.</p>	H48-54" W72-78"	Late Summer-Fall Zone 4(-30°)	○ ♀
<p><b>'Midnight Marvel'</b> •The darkest Hibiscus yet, with foliage that is a dark violet-purple. The leaves turn a fiery orange in fall. Huge, deep wine-purple blossoms open in mid summer until frost.</p>	H46-48" W50-54"	Summer Zone 4(-30°)	○ ♀
<p><b>'Mocha Moon'</b> •Produces 7-8" pure white flowers with a scarlet-red eye on maple cut leaves of deep bronze-green.</p>	H36-48" W66-72"	Late Summer-Fall Zone 4(-30°)	○ ♀
<p><b>'Plum Crazy'</b> •Rose purple flowers with darker purple veining and a very dark purple eye opens to 7-8" in diameter. Purplish-green foliage.</p>	H36-48" W24-36"	Summer Zone 4(-30°)	○ ♀
<p><b>'Starry Starry Night'</b> •Dark, near-black maple leaves are covered with huge 8" flowers in pale pink petals and dark pink veining.</p>	H40-48" W40-48"	Late Summer-Fall Zone 4(-30°)	○ ♀
<p><b>'Summer In Paradise'</b> •Deep red buds open to 7-8" hot cerise red flowers. Medium green maple-like leaves are accented by olive-green edges.</p>	H36-42" W36-65"	Late Summer-Fall Zone 4(-30°)	○ ♀
<p><b>'Summer Carnival' *New*</b> •7" dark magenta pink flowers cover the upright, rounded habit. Each leaf has a narrow cream margin and the edges have a hint of blush.</p>	H48-54" W60-66"	Late Summer Zone 4(-30°)	○ ◐ ♀
<p><b>'Vintage Wine'</b> •Near black buds open to huge 7"scarlet red flowers and has a darker red eye. The overlapping petals have a crinkled texture and open completely with minimal cupping.</p>	H48-50" W60-64"	Summer Zone 4(-30°)	○ ♀
<p><b>Honeymoon Series</b> New Honeymoon hybrids are wonderfully compact, yet produce huge 8" flowers that never need staking. These hardy varieties can withstand temperature changes.</p>			
<p><b>'Light Rose'</b> •Ruffled pink and white flowers with red centers.</p>	H24-32" W18-20"	Mid Summer-Fall Zone 4(-30°)	○ ◐ ♀
<p><b>'Red'</b> •Deep velvet-red.</p>	H24-32" W18-20"	Mid Summer-Fall Zone 4(-30°)	○ ◐ ♀
<p><b>'White with Eye'</b> •Bold white flowers with a red eye.</p>	H24-32" W18-20"	Mid Summer-Fall Zone 4(-30°)	○ ◐ ♀
<p><b>Luna Series (moscheutos)</b> Compact, bushy, well-branched plants with a mounded habit. The blooms are 6-8" in diameter. Extremely heat tolerant once established.</p>			
<p><b>'Pink Swirl'</b> •Light pink with a red center and green foliage.</p>	H24-36" W24-36"	Late Summer-Fall Zone 4(-30°)	○ ♀
<p><b>'Red'</b> •Dark red with green foliage.</p>	H24-36" W24-36"	Late Summer-Fall Zone 4(-30°)	○ ♀
<p><b>'Rose'</b> •Deep rose with green foliage.</p>	H24-36" W24-36"	Late Summer-Fall Zone 4(-30°)	○ ♀
<p><b>'White'</b> •White with a red center and green foliage.</p>	H24-36" W24-36"	Late Summer-Fall Zone 4(-30°)	○ ♀

# PERENNIALS



PERENNIAL  
FAVORITES

**Hosta *Plantain Lily*** Most popular shade plant of all time. Their lush clumps of bold exotic leaves are the main feature. The stalks of lily-like flowers are an added bonus. Flowers are shades of lavender to white. Drought tolerant once established.

<b>'Albo Marginata'</b> •Green with cream margins.	H24-36" W36-48"	Summer Zone 3(-40°)	● ♀
<b>'August Moon'</b> •Crinkled golden yellow foliage.	H18-24" W24-36"	Summer Zone 3(-40°)	● ♀
<b>'Aureo Marginata'</b> •Dark green with chartreuse margins.	H18-24" W24-36"	Summer Zone 3(-40°)	● ♀
<b>'Blue Angel'</b> •Blue with ribs.	H24-36" W36-48"	Summer Zone 3(-40°)	● ♀
<b>'Christmas Tree'</b> •Dark green with small white margins.	H18-24" W34-46"	Summer Zone 3(-40°)	● ♀
<b>'Earth Angel'</b> •Blue-green with cream margins.	H30-36" W28-40"	Summer Zone 3(-40°)	● ♀
<b>'Elegans'</b> •Solid blue	H24-30" W24-36"	Summer Zone 3(-40°)	● ♀
<b>'First Frost'</b> •Emerges with a gold margin early in the spring, then changes to pure white later in the season. Light lavender flowers.	H12-18" W24-36"	Summer Zone 3(-40°)	● ♀
<b>'Fragrant Dream'</b> •Dark green with cream margins that turn white with age.	H20-24" W36-40"	Summer Zone 3(-40°)	● ♀
<b>'Francee'</b> •Green with white margins.	H18-24" W36-48"	Summer Zone 3(-40°)	● ♀
<b>'Francis Williams'</b> •Blue-green foliage with chartreuse margins.	H18-24" W36-48"	Summer Zone 3(-40°)	● ♀
<b>'Guacamole'</b> •Chartreuse with dark green margins.	H16-20" W24-36"	Summer Zone 3(-40°)	● ♀
<b>'Halcyon'</b> •Medium size frosty blue-green pointed foliage	H18-24" W24-36"	Summer Zone 3(-40°)	● ♀
<b>'Hyacinthina'</b> •Very dark green	H12-18" W18-24"	Summer Zone 3(-40°)	● ♀
<b>'Krossa Regal'</b> •Silvery blue	H36-42" W24-36"	Summer Zone 3(-40°)	● ♀
<b>'Mediovariegata'</b> •Wavy-edged, oval leaves with broad margins streaked in dark and pale apple-green, with a white flame-shaped marking in the center.	H12-24" W16-36"	Summer Zone 3(-40°)	● ♀
<b>'Minute Man'</b> •Dark green center with white margins.	H18-24" W24-36"	Summer Zone 3(-40°)	● ♀
<b>'Night Before Christmas'</b> •Dark green leaves with striking cream to white centers. Rapidly forms a dense mound.	H24-30" W24-30"	Summer Zone 3(-40°)	● ♀
<b>'Patriot'</b> •Dark green with white margins.	H18-24" W24-36"	Summer Zone 3(-40°)	● ♀
<b>'Paul's Glory'</b> •Heart shaped blue-green leaves with a chartreuse center in spring. By summer they turn a darker green and the centers brighten to gold.	H24-30" W36-42"	Summer Zone 3(-40°)	● ♀
<b>'Regal Splendor'</b> •Blue foliage with small cream margins.	H36-42" W24-36"	Summer Zone 3(-40°)	● ♀
<b>'Royal Standard'</b> •Solid green	H24-36" W36-60"	Summer Zone 3(-40°)	● ♀
<b>'Sage'</b> •Huge wavy, frosted gray-green leaves with yellow to creamy white margins.	H24-30" W36-42"	Summer Zone 3(-40°)	● ♀
<b>'Stained Glass'</b> •Gold to chartreuse foliage with dark green margins.	H18-24" W36-46"	Summer Zone 3(-40°)	● ♀

PERENNIAL  
FAVORITES



<b>'Sum and Substance'</b> •Golden chartreuse	H30-36" W50-60"	Summer Zone 3(-40°)	● ☽
<b>'Victory'</b> •Large, thick, heart shaped green leaves have a wavy cream margin.	H30-36" W60-70"	Summer Zone 3(-40°)	● ☽
<b>'Vulcan'</b> •Vigorous white centered sport of Captain Kirk with dark green margins. Leaves are heart shaped.	H18-24" W24-36"	Summer Zone 3(-40°)	● ☽
<b>'Wheaton Blue'</b> •Solid blue foliage.	H18-24" W36-46"	Summer Zone 3(-40°)	● ☽
<b>'Wide Brim'</b> •Green foliage with wide gold margins.	H18-24" W24-36"	Summer Zone 3(-40°)	● ☽
<b>'White Feather' *New*</b> •It starts out with brilliant white leaves, and as it matures, it transforms into a creamy green.	H18-36" W18-24"	Summer Zone 3(-40°)	● ☽
<b>Hypericum</b> Tolerates wide range of soils. Thrives on sandy soils in full sun. Less floriferous in part shade. Features large, rose-like, 5-petaled, yellow flowers (2-3" diameter).			
<b>calycinum St. John's Wort</b> •Large, saucer-shaped, bright yellow flowers with distinctively protruding bushy stamens cover this dense, shrubby groundcover. Clad with leathery, rich green leaves.	H12-18" W18-24"	Summer Zone 5(-20°)	○ ●
<b>ceratoides 'Silvana'</b> •Bright yellow with silvery green leaves. Will cascade over a hanging basket or container.	H4-6" W10-16"	Summer Zone 5(-20°)	○ ●
<b>Iberis Candytuft</b> Dark green mounding foliage with many dense flower clusters. Suited for edging, borders, groundcover and rock gardens.			
<b>sempervirens 'Alexander White'</b> •Pure white flowers will sometimes gradually age to light pink.	H8-10" W12-18"	Spring Zone 4(-30°)	○ ● ☽ ☼
<b>sempervirens 'Purity'</b> •Small, pure white flowers obscure the neat, dense mound of glossy green foliage.	H6-8" W12-24"	Spring Zone 4(-30°)	○ ● ☽ ☼
<b>sempervirens 'Tahoe'</b> •Large clusters of pure white flowers carpet the narrow, evergreen leaves. Blooms about 2 weeks earlier than other varieties.	H8-10" W12-24"	Spring Zone 4(-30°)	○ ● ☽ ☼
<b>sempervirens 'Whiteout'</b> •It has dark green foliage with masses of pretty bright white blooms	H6-8" W8-12"	Spring Zone 3(-40°)	○ ● ☽ ☼
<b>Iliamna Maple Mallow</b>			
<b>rivularis Maple Mallow *Native &amp; Waterwise*</b> •Also known as Mountain Hollyhock. Large, open rose-pink flowers.	H36-72" W48-60"	Summer-Early Fall Zone 3(-40°)	○ ● ☽ ▲
<b>Incarvillea Hardy Gloxinia</b> Large trumpet-shaped flowers grow above a mound of glossy divided green leaves.			
<b>delavayi Hardy Gloxinia</b> •Rose-purple	H12-24" W12-18"	Early Summer Zone 5(-20°)	○ ● ☽ ☼ ☽
<b>delavayi 'Alba'</b> •White	H12-24" W12-18"	Early Summer Zone 5(-20°)	○ ● ☽ ☼ ☽
<b>Ipomopsis Scarlet Gilia</b>			
<b>aggregata Scarlet Gilia *Native &amp; Waterwise*</b> •Stalks of scarlet-pink, trumpet-like flowers from basal rosette of grey-green leaves.	H36-48" W6-10"	Summer Zone 3(-40°)	○ ● ☽ ☼ ▲

# PERENNIALS



PERENNIAL  
FAVORITES

**Iris Flags** This highly diverse group of plants have flowers in virtually every color.

<b>missouriensis Rocky Mountain Iris</b> *Native & Waterwise* •Slender stemmed, with greyish-green leaves that grow from dense clumps. Blooms are lilac-purple.	H12-24" W12-18"	Late Spring Zone 3(-40°)	○ ● ☀ ✂️ 🦌 🌿
<b>German Bearded Iris (germanica)</b> These are the most popular with gardeners for their large satiny flowers and taller forms.			
<b>'Beverly Sills'</b> •Uniform coral-pink with lacy edges.	H24-36" W18-24"	Late Spring Zone 3(-40°)	○ ● ☀ 🦌 ✂️ 🦌
<b>'Bubble Bubble'</b> *New* •Standards are cherry-magenta. Falls are pink washed in black.	H24-36" W18-24"	Late Spring Zone 4(-30°)	○ ● ☀ ✂️ 🦌 🌿
<b>'City Lights'</b> •Violet blue with white center.	H30-36" W12-24"	Late Spring Zone 3(-40°)	○ ● ☀ ✂️ 🦌 🌿
<b>'Clarence'</b> •Pale blue standards and flaring ruffled, violet blue falls.	H24-36" W18-24"	Rebloomer Late Spring Zone 3(-40°)	○ ● ☀ ✂️ 🦌 🌿
<b>'Concertina'</b> •Solid, soft rose-pink.	H24-30" W18-24"	Late Spring Zone 3(-40°)	○ ● ☀ ✂️ 🦌 🌿
<b>'Dashing'</b> •Velvet-purple, ruffled blooms.	H32-36" W18-24"	Late Spring Zone 3(-40°)	○ ● ☀ ✂️ 🦌 🌿
<b>'Double Ringer'</b> *New* •White ruffled petals edged in yellow.	H36-40" W12-24"	Late Spring Zone 4(-30°)	○ ● ☀ 🦌 ✂️ 🦌
<b>'Eggnog'</b> •Bright golden yellow.	H24-36" W12-24"	Late Spring Zone 3(-40°)	○ ● ☀ ✂️ 🦌 🌿
<b>'Eternal Bliss'</b> •Bright, solid white with light yellow beards.	H24-28" W18-24"	Late Spring Zone 3(-40°)	○ ● ☀ ✂️ 🦌 🌿
<b>'Feedback'</b> •Large blue violet standards and falls	H36-42" W18-24"	Rebloomer Late Spring Zone 3(-40°)	○ ● ☀ ✂️ 🦌 🌿
<b>'Frequent Flyer'</b> •Ruffled white blooms with contrasting slightly yellow falls.	H32-34" W12-18"	Late Spring Zone 3(-40°)	○ ● ☀ ✂️ 🦌 🌿
<b>'Frosted Velvet'</b> *New* •A shorter iris with white standards and dark purple falls that are edged in white. Elegant looking.	H20-22" W18-20"	Late Spring Zone 4(-30°)	○ ● ☀ 🦌 ✂️ 🦌
<b>'Glamazon'</b> *New* •Honey butterscotch standards; honey butterscotch falls, blended soft rose overlay, slightly lighter blended edge, bluish blaze below beard	H30-36" W12-24"	Late Spring Zone 4(-30°)	○ ● ☀ 🦌 ✂️ 🦌
<b>'Halloween Halo'</b> •White with yellow edging on falls and orange beards.	H30-36" W12-24"	Late Spring Zone 3(-40°)	○ ● ☀ ✂️ 🦌 🌿
<b>'Harvest of Memories'</b> •Radiant all-yellow iris with widely ruffled petals and a slight sweet fragrance.	H24-38" W12-24"	Rebloomer Late Spring Zone 3(-40°)	○ ● ☀ 🦌 ✂️ 🦌
<b>'Hemstitched'</b> •Sparkling white, ruffled-edge blooms that are etched in lilac.	H30-36" W12-24"	Rebloomer Late Spring Zone 3(-40°)	○ ● ☀ 🦌 ✂️ 🦌
<b>'Hermes'</b> *New* •Dark orange standards with pretty orange falls with a darker orange beard.	H30-32" W12-18"	Late Spring Zone 4(-30°)	○ ● ☀ 🦌 ✂️ 🦌
<b>'Immortality'</b> •Ruffled, soft white self with pale lemon-yellow beards.	H30-36" W12-24"	Rebloomer Late Spring Zone 3(-40°)	○ ● ☀ 🦌 ✂️ 🦌

PERENNIAL  
FAVORITES



<b>'Invitation'</b> •White standards with tangerine falls.	H28-34" W12-24"	Rebloomer Late Spring Zone 3(-40°)	
<b>'Java Blue' *New*</b> •Dramatic blue ruffles	H31-33 W12-18"	Rebloomer Late Spring Zone 4(-30°)	
<b>'Lenora Pearl'</b> •Salmon-pink blooms	H24-30" W12-24"	Rebloomer Late Spring Zone 3(-40°)	
<b>'Lord of the Rings' *New*</b> •Ruffled pale fall tones accented in antique golden hues and dusky rose.	H32-36" W12-24"	Rebloomer Late Spring Zone 4(-30°)	
<b>'Mariposa Autumn'</b> •Violet standards, with a white center and falls.	H25-32" W12-18"	Rebloomer Late Spring Zone 3(-40°)	
<b>'My Friend Jonathan'</b> •A rich blend of scarlet and mahogany with a gold overlay.	H30-36" W18-24"	Late Spring Zone 3(-40°)	
<b>'Navajo Jewel'</b> •Light blue.	H30-38" W18-24"	Late Spring Zone 3(-40°)	
<b>'Nelly Tardivier' *New*</b> •Two-toned flowers. Standards are lavender violet and the falls are purple red.	H32-34" W12-24"	Late Spring Zone 4(-30°)	
<b>'October Splendor'</b> •Peachy pink ruffles and delicate blushes.	H18-25" W18-24"	Rebloomer Late Spring Zone 3(-40°)	
<b>'Priscilla of Corinth'</b> •Pale peach petals with bright tangerine beards.	H36-42" W18-24"	Rebloomer Late Spring Zone 3(-40°)	
<b>'Renown'</b> •White standards with oyster-white falls and yellow beards.	H30-36" W18-24"	Rebloomer Late Spring Zone 3(-40°)	
<b>'Ring Around Rosie' *New*</b> •Ruffled white standards edged in yellow.	H30-35" W12-24"	Rebloomer Late Spring Zone 4(-30°)	
<b>'Rio Vista'</b> •Light blue with darker blue veining.	H30-36" W18-24"	Rebloomer Late Spring Zone 3(-40°)	
<b>'Shoot The Moon'</b> •Lemon-yellow brushed with white on the falls, and lemon veining.	H24-36" W18-24"	Rebloomer Late Spring Zone 3(-40°)	
<b>'Speeding Again'</b> •Purple with a small amount of white on the falls.	H36-38" W12-18"	Rebloomer Late Spring Zone 3(-40°)	
<b>'Spiced Custard'</b> •Creamy yellow standards with burnt orange falls.	H24-30" W12-18"	Rebloomer Late Spring Zone 3(-40°)	
<b>'Sorbonne' *New*</b> •Standards are reddish black speckled with yellow. The falls are creamy white/lemon yellow and edged and speckled with red/brown streaks.	H35-38" W12-24"	Late Spring Zone 4(-30°)	
<b>'Sugar Blues'</b> •Blue petals and white beard.	H30-36" W12-24"	Rebloomer Late Spring Zone 3(-40°)	
<b>'Summer Olympics'</b> •Soft yellow petals are brushed in the centers with white	H24-32" W12-18"	Rebloomer Late Spring Zone 3(-40°)	



### Iris *Flags* Continued

<b>'Swept Off My Feet'</b> •Lavender purple standards with white falls edged in lavender purple with orange beards	H30-32" W18-24"	Rebloomer Late Spring Zone 3(-40°)	
<b>'Variegata Reginae' *New*</b> •Beautiful, fragrant, white with deep violet veined Iris with pale yellow beards.	H18-22" W18-22"	Late Spring Zone 4(-30°)	
<b>'Victoria' Falls'</b> •Large, ruffled flowers of light blue with a white throat and beards.	H35-39" W12-18"	Rebloomer Late Spring Zone 3(-40°)	

**Japanese Iris (*ensata*)** Their large and flattened, crepe-textured blooms appear over tall grassy clumps that somewhat resemble cattails. These have been selected and bred in Japan for hundreds of years. Must have plenty of moisture until bloom.

<b>'Fortune'</b> •Elegant white and purple blooms.	H24-30" W12-18"	Late Spring Zone 4(-30°)	
<b>'Geisha Girl'</b> •Lavender with deeper purple veining and bright yellow beards.	H24-36" W12-24"	Summer Zone 4(-30°)	
<b>'Gracieuse'</b> •White with lavender margins, slightly ruffled petals, and bright yellow falls.	H24-36" W12-24"	Summer Zone 4(-30°)	
<b>'Lady In Waiting'</b> •Near white flowers with brushed lavender edges. Lightly ruffled form.	H32-36" W24-36"	Late Spring Zone 4(-30°)	
<b>'Picotee Wonder'</b> •White and blue lavender margins.	H24-36" W12-24"	Summer Zone 4(-30°)	
<b>'Pink Lady'</b> •Pink ruffled edges self and falls.	H24-36" W12-24"	Summer Zone 3(-40°)	
<b>'Royal Robes'</b> •Large dark purple with bright yellow throat.	H24-36" W12-24"	Summer Zone 3(-40°)	
<b>'Temple Bells'</b> •Purple blue with yellow throat.	H24-36" W12-24"	Summer Zone 3(-40°)	
<b>'Variegata'</b> •Green and white striped leaves, bearing drooping dark purple flowers.	H24-30" W12-24"	Late Spring Zone 4(-30°)	

**Miniature German Bearded Iris (*germanica miniature*)** Miniature variety of bearded iris. these varieties only get between 6-15" tall. Great for the front of a border. Blooms mid to late season.


















































































<b>'Cat's Eye'</b> •Compact clusters of rich, rose-red blooms, with deep red centers.	H10-12" W10-12"	Late Spring Zone 3(-40°)	
<b>'Forever Blue' *New*</b> •Deep blue beards grow on light blue petals. Reblooms throughout the season.	H6-12" W12-15"	Rebloomer Late Spring Zone 3(-40°)	
<b>'Ultimate'</b> •Canary yellow ruffled standards with maroon falls, a canary yellow margin, and a yellow beard.	H9-10" W10-12"	Late Spring Zone 3(-40°)	

**Siberian Iris (*sibirica*)** Strong clumps of grassy leaves that remain attractive all season. Delicate looking flowers rise above on slender stems. They tolerate shade better than most Irises as well as poorly drained soil. Very long lived.

<b>'Blue King'</b> •Solid royal blue.	H24-36" W18-24"	Late Spring Zone 3(-40°)	
<b>'Butter and Sugar'</b> •Cream standards with yellow falls.	H24-28" W18-24"	Late Spring Zone 3(-40°)	

PERENNIAL FAVORITES



<b>'Caesar's Brother'</b> •Solid deep purple.	H24-36" W18-24"	Late Spring Zone 3(-40°)	    
<b>'Lavender Queen'</b> •Lavender Standards and falls. Falls have a cream base.	H24-30" W18-24"	Late Spring Zone 3(-40°)	    
<b>'Painted Desert'</b> •Blue-violet with white and yellow on the self and falls.	H24-36" W18-24"	Late Spring Zone 3(-40°)	    
<b>'Ruffled Velvet'</b> •Deep purple flowers with gold markings.	H18-28" W18-24"	Late Spring Zone 3(-40°)	    
<b>'Silver Edge'</b> •Solid blue with silver edges.	H18-24" W18-24"	Late Spring Zone 3(-40°)	    
<b>'Snow Queen'</b> •Solid white.	H28-36" W18-24"	Late Spring Zone 3(-40°)	    
<b>'Tipped in Blue' *New*</b> •Soft blue-violet standards edged in yellow and dotted with blue at the tips.	H18-24" W15-20"	Late Spring Zone 3(-40°)	    
<b>Variegated Iris (pallida)</b>			
<b>'Albo Variegata'</b> •Solid purple with green and white variegated foliage.	H18-28" W18-24"	Late Spring Zone 3(-40°)	    
<b>'Aurea Variegated'</b> •Purple blooms with yellow and green variegated foliage.	H18-36" W18-24"	Late Spring Zone 3(-40°)	    
<b>Kniphofia Red Hot Poker</b> Clumps of strap-like foliage. Torch-shaped clusters of flowers held on stiff stalks.			
<b>caulescens Regal Torchlily</b> •Foliage is a powder blue hue and grass-like in appearance. Orange flowers fade to yellow atop 3' stems.	H36-72" W18-24"	Summer Zone 5(-20°)	   
<b>uvaria 'Echo Rojo'</b> •Deep orange to red blooms have thick sturdy flower stems. More everblooming than repeating.	H36-40" W18-24"	<u>Rebloomer</u> Summer Zone 5(-20°)	   
<b>uvaria 'Flamenco'</b> •Yellow base turning orange and red as it approaches the top.	H30-36" W18-24"	Summer Zone 5(-20°)	   
<b>uvaria 'Royal Castle'</b> •Large, broad, vibrant bottlebrush heads are densely packed with flame orange-red and yellow flowers. Tall and vigorous.	H30-36" W24-36"	Summer Zone 5(-20°)	   
<b>Poco Series</b> This series is Terra Nova's shortest Kniphofia. The plants have a massive flower count with large inflorescences.			
<b>'Citron' *New*</b> •Short, dense spikes emerge a creamy lime-green followed by a color shift to fresh lemon.	H14-20 W12-14	Summer Zone 6(-10°)	   
<b>'Orange'</b> •Burnished orange with hot red tips.	H14-21" W12-16"	Summer Zone 6(-10°)	   
<b>'Red'</b> •Coral-red	H14-21" W12-16"	Summer Zone 6(-10°)	   
<b>'Sunset'</b> •Bicolor red-orange and orange.	H18-24" W14-16"	Summer Zone 6(-10°)	   
<b>'Yellow'</b> •Sulfur yellow flowers.	H12-15" W14-16"	Summer Zone 6(-10°)	   



<b>Lamium Spotted Dead Nettle</b> Neat colorful foliage with hooded flower spikes. Great ground cover.			
<b>maculatum 'Ghost' *New*</b> •All-silver leaves create a billowy cloud of silver Clusters of large, bright orchid purple flowers top the clump of silver foliage	H10-14" W12-24"	Mid to Late Spring Zone 3(-40°)	☉ ● ♀
<b>maculatum 'Golden Anniversary' *New*</b> •Golden yellow edges on dark green leaves with a white central stripe. Scalloped and bright colored foliage. Lavender flowers.	H6-8" W12-16"	Mid Spring-Mid Summer Zone 3(-40°)	☉ ● ♀
<b>maculatum 'Orchid Frost'</b> •Orchid-pink flowers with silver and green foliage.	H4-8" W12-24"	Early Summer-Fall Zone 4(-30°)	● ☉ ♀
<b>maculatum 'Pink Pewter'</b> •Pink flowers with silver and green foliage.	H4-8" W12-24"	Early Summer-Fall Zone 4(-30°)	● ☉ ♀
<b>maculatum 'Purple Dragon'</b> •Deep purple flowers with silvery green foliage.	H4-8" W12-24"	Early Summer-Fall Zone 4(-30°)	● ☉ ♀
<b>maculatum 'Red Nancy'</b> •Rose-pink with bright white and green foliage.	H4-8" W12-24"	Early Summer-Fall Zone 4(-30°)	● ☉ ♀
<b>maculatum 'White Nancy'</b> •Clusters of pure white flowers appear in spring, then continue off and on until fall. Foliage is silver with green edges. Fairly tolerant of dry shade, once established.	H6-8" W12-24"	Early Summer-Fall Zone 4(-30°)	● ☉ ♀
<b>Lavandula Lavender</b> Wonderfully fragrant, ornamental, shrubby perennial with grey-green foliage and flowering spikes.			
<b>angustifolia 'Big Time Blue'</b> •Earliest blooming and has larger purple-blue flowers than other varieties.	H12-16" W12-18"	Summer Zone 5(-20°)	○ ♀ ✂ 🦌
<b>angustifolia 'Blue Cushion'</b> •Perfectly compact, rounded cushion of grey-green, evergreen foliage. Clump is covered in a dense mass of deep blue flowers which lighten to pale blue as they mature.	H12-16" W12-16"	Summer Zone 5(-20°)	○ ♀ ✂ 🦌
<b>angustifolia 'Ellagance Snow'</b> •Grey-green leaves with spikes of pure white flowers that resist 'bluing' in cooler temperatures. Fragrant flowers and foliage.	H12-16" W10-16"	Early Summer-Late Summer Zone 5(-20°)	○ ♀ ✂ 🦌
<b>angustifolia 'Hidcote Blue'</b> •Abundant, deep purple flower spikes.	H12-18" W24-36"	Summer Zone 4(-30°)	○ ♀ ✂ 🦌
<b>angustifolia 'Munstead'</b> •Rich lavender.	H12-18" W12-18"	Summer Zone 4(-30°)	○ ♀ ✂ 🦌
<b>angustifolia 'Nana Alba' *New*</b> •Compact and very floriferous. Snow white blooms. Silvery green foliage	H6-12" W12-15"	Summer Zone 5(-20°)	○ ♀ 🦌
<b>angustifolia 'Platinum Blonde'</b> •Blue with lime-green to dark green variegated foliage.	H16-24" W16-18"	Summer Zone 5(-20°)	○ ♀ ✂ 🦌
<b>angustifolia 'Royal Velvet'</b> •Long stemmed, dark navy-blue and lavender flower spikes. The 3 to 4" long flower spikes hold their dark color as a dried flower.	H24-30" W18-24"	Summer Zone 6(-10°)	○ ♀ ✂ 🦌
<b>angustifolia 'Sharon Roberts'</b> •Deep lavender-blue.	H18-24" W18-24"	Summer Zone 5(-20°)	○ ♀ ✂ 🦌
<b>angustifolia 'Super Blue'</b> •Rich, deep blue blooms on short spikes. Free-flowering in the heat and humidity and persistence in the landscape.	H10-12" W10-12"	Summer Zone 5(-20°)	○ ♀ ✂ 🦌
<b>angustifolia 'Thumbelina Leigh'</b> •Bright blue-violet blooms. Profuse, tightly balled flowers that will rebloom up to 3 times a year if pruned after flowering.	H6-12" W8-12"	Summer Zone 5(-20°)	○ ♀ ✂ 🦌
<b>angustifolia 'Twinkle Purple'</b> •Blooms violet-purple to blue. Large round shaped form with long flower spikes. It is an excellent choice for hedging.	H18-24" W12-24"	Summer Zone 5(-20°)	○ ♀ ✂ 🦌

PERENNIAL FAVORITES





<b>angustifolia 'Wee One'</b> •A wonderful dwarf English Lavender with compact heads of lavender-blue flowers and dark blue calyces. This tight growing little beauty is great for small spaces.	H8-10" W12-15"	Summer Zone 5(-20°)	
<b>hybrid intermedia 'Phenominal'</b> •Uniform mounds of silvery foliage; with dark purple-blue flower spikes.	H24-30" W24-30"	Summer Zone 4(-30°)	
<b>hybrid intermedia 'Provence'</b> •Lavender-blue flowers bloom on long stems and form a low, hedge-like shrub. Vigorous grower.	H24-30" W18-24"	Summer Zone 5(-20°)	
<b>hybrid intermedia 'Provence White' *New*</b> •Silvery green foliage with white flowers. Fragrant	H18-24" W18-24"	Summer Zone 5(-20°)	
<b>intermedia 'Dilly Dilly'</b> •Purple flower spikes above compact, silvery foliage.	H12-14" W12-18"	Summer Zone 6(-10°)	
<b>Leucanthemum Shasta Daisy</b> Large double or single daisy on a single stem with a long bloom period. Glossy, lanceolate foliage. Great for dried flowers.			
<b>superbum 'Becky'</b> •Huge amounts of very large, white blooms are produced on strong stems which are ideal for cutting. Despite its height, this variety does not require staking.	H36-42" W18-24"	Summer Zone 4(-30°)	
<b>superbum 'Sante'</b> •Fine, feathery petals create double flowers that resemble white pompoms. It is very strong stemmed.	H18-24" W18-24"	Summer Zone 4(-30°)	
<b>superbum 'Snow Cap'</b> •Pure white single flowers are produced in abundance atop bushy mounds of foliage. It has a sturdy, uniform habit.	H10-16" W8-12"	Summer Zone 4(-30°)	
<b>superbum 'Spoonfull of Sugar'</b> •White flowers on a very compact plant.	H16-18" W28-32"	Summer Zone 5(-20°)	
<b>superbum 'Victorian Secret'</b> •Ruffled semi-double blooms above leaves that are small and twisted.	H14-20" W14-18"	Summer Zone 4(-30°)	
<b>superbum 'Whitcap' *New*</b> •Compact and weather, frost tolerant. White with yellow center.	H14-16" W14-16"	Spring-Summer Zone 5(-20°)	
<b>superbum 'Whoops-a-Daisy'</b> •Dwarf dome-forming variety of white flowers.	H14-16" W20-24"	Summer Zone 5(-20°)	
<b>Ooh La Series (superbum)</b> Flowers well, compact habit with sturdy upright stem.			
<b>'Lacrosse'</b> •Produces single, yellow-eyed white daisies with interesting spoon-shaped petals.	H10-18" W10-18"	Summer Zone 4(-30°)	
<b>'La Spider'</b> •Very large, true double, finely cut white blooms.	H12-24" W12-24"	Summer Zone 4(-30°)	
<b>Real Series (superbum)</b> These varieties are very floriferous with improved disease resistance. All bloom early to midsummer and then again in fall. These are robust drought and wind resistant perennials once established.			
<b>'Charmer'</b> •Large, semi-double, long lasting, creamy yellow flowers.	H16-24" W12-18"	Summer-Fall Zone 5(-20°)	
<b>'Dream'</b> •Large daisy flowers of 3 layers with greenish-yellow petals and large golden centers. Yellow petals gradually fade to white.	H16-24" W12-18"	Summer-Fall Zone 5(-20°)	
<b>'Galaxy'</b> •The large-eyed double flowers have narrow, finely fringed pure white petals and large golden centers with strong stems.	H16-24" W12-18"	Summer-Fall Zone 5(-20°)	



## Leucanthemum *Shasta Daisy* Continued

<b>'Glory'</b> •Multiple layers of pure white petals open flat and gradually reflex, exposing an ever enlarging frilly yellow dome.	H16-24" W12-18"	Summer-Fall Zone 5(-20°)	   
<b>'Neat'</b> •Rows of fluted, horizontal white petals surround a golden center.	H16-24" W12-18"	Summer-Fall Zone 5(-20°)	   
<b>'Sunbeam'</b> •Rows of chartreuse petals that ring a golden button center.	H16-24" W12-18"	Summer-Fall Zone 5(-20°)	   

**Sweet Daisy Series (superbum)** This series is an improvement on the classic garden daisy. These new varieties are characterized by a uniform plant structure and deep dark green foliage.

<b>'Cher'</b> •Shaggy, bright white petals surrounding a golden-yellow button eye.	H6-10" W8-12"	Summer Zone 4(-30°)	   
<b>'Sophie'</b> •Spoon-shaped white petals arrayed around large golden button eyes.	H6-10" W8-12"	Summer Zone 4(-30°)	   

## Lewisia *Bitterroot*

<b>cotyledon <i>Rainbow Mix</i> *Native &amp; Waterwise*</b> •Dazzling, star-shaped blooms hover over the flat rosettes of evergreen leaves in purple, pink, yellow, orange and white. Grow this plant in gravel or between rocks with minimal amount of soil.	H10-12" W10-12"	Late Spring-Summer Zone 5(-20°)	  
---	--------------------	------------------------------------	----------

**Liatriis *Gayfeather*** Bottlebrush flower spikes grow out of clumps of grassy-like foliage. The narrow leaves are up to 10" long at the base and decrease in length up the stems. The flowers bloom at the top of each spike, opening at the top first and continue blooming downward.

<b>punctata <i>Spotted Gayfeather</i> *Native &amp; Waterwise*</b> •A knee high plant that bears purple spikes of small fringed flowers. Leaves feel like sandpaper with dots of resin. Tap roots grow to 15" long to help cope with drought.	H24-36" W18-24"	Summer Zone 3(-40°)	   
<b>spicata 'Kobold'</b> •Dark rose	H18-24" W18-24"	Summer Zone 4(-30°)	  

**Ligularia *Leopard Plant*** The bold leaves are kidney-shape or jagged along the edges. Blooms stand above the leaves on spikes. These moisture lovers do beautifully at the edges of ponds and streams.

<b>dentata 'Britt-Marie Crawford'</b> •Broad, glossy, dark chocolate leaves with dark purple undersides. The golden orange, daisy-like flowers are perched atop the purplish-black stems.	H36-48" W24-36"	Summer Zone 4(-30°)	  
<b>dentata 'Little Lantern'</b> •This compact selection has large, rounded dark-green leaves with conical heads of golden-yellow daisy flowers.	H20-24" W24-30"	Summer Zone 4(-30°)	  
<b>dentata 'Little Rocket'</b> •Yellow flowers with dark green foliage and dark stems.	H18-36" W24-30"	Summer Zone 4(-30°)	  
<b>dentata 'Osiris Café Noir'</b> •Daisy-like yellow flowers on long stems. Deep purple foliage turns to bronze and then to olive-green.	H14-20" W12-20"	Summer Zone 4(-30°)	  
<b>stenocephala 'The Rocket' *New*</b> •Strongly toothed, heart shaped, light green leaves. Small, bright lemon yellow daisy-like flowers held on black stems.	H36-60" W24-48"	Summer Zone 4(-30°)	  



**Lilium Asiatic Lily** Easy to grow plants are a colorful addition to the landscape. "Liliums" are the true lilies. True lilies have stiff stems with relatively narrow strap-like leaves from top to bottom. Large showy flowers develop at the top of each stem. Once these plants have bloomed, they won't flower again until the following year.

**Joy Series Asiatic Lily** The plants in this series are short but perfectly proportioned and offer more blooms than most Asiatic Lilies, expect around 10 per stem.

<b>'Bright Joy'</b> •Big vibrant orange and yellow bi-color blooms with a dark speckling in the center.	H18-24" W6-12"	Early Summer Zone 3(-40°)	○ ♀ ✂
<b>'Burning Joy'</b> •Reddish orange with a yellow orange center.	H18-24" W6-12"	Early Summer Zone 3(-40°)	○ ♀ ✂
<b>'Classic Joy'</b> •Big vibrant yellow blooms with a light speckling in the center.	H18-24" W6-12"	Early Summer Zone 3(-40°)	○ ♀ ✂
<b>'Dreaming Joy'</b> •Vibrant, yellow blooms.	H18-24" W6-12"	Early Summer Zone 3(-40°)	○ ♀ ✂
<b>'Elegant Joy'</b> •Bicolor pink and ecru with speckled centers bloom on straight stems.	H18-24" W6-12"	Early Summer Zone 3(-40°)	○ ♀ ✂
<b>'Golden Joy'</b> •Big vibrant yellow blooms with orange brushed centers and dark speckles.	H18-24" W6-12"	Early Summer Zone 3(-40°)	○ ♀ ✂
<b>'Island Joy'</b> •Big vibrant pink blooms that are lightly brushed with white at the eye zone, speckled with dark pink	H18-24" W6-12"	Early Summer Zone 3(-40°)	○ ♀ ✂
<b>'Majestic Joy'</b> •Golden dark pink with yellow at the base of the petal.	H18-24" W6-12"	Early Summer Zone 3(-40°)	○ ♀ ✂
<b>'Night Rider' *New*</b> •Black with red stamens	H32-35" W10-18"	Early Summer Zone 3(-40°)	○ ◐ ✂
<b>'Orange Joy'</b> •Large golden orange with dark orange speckles.	H18-24" W6-12"	Early Summer Zone 3(-40°)	○ ♀ ✂
<b>'Perfect Joy'</b> •Pink and white bicolor blooms with dark pink speckles.	H18-24" W6-12"	Early Summer Zone 3(-40°)	○ ♀ ✂
<b>'Sparkling Joy'</b> •Large white blooms.	H18-24" W6-12"	Early Summer Zone 3(-40°)	○ ♀ ✂
<b>'Sunny Joy'</b> •Big vibrant yellow blooms with dark orange spots.	H18-24" W6-12"	Early Summer Zone 3(-40°)	○ ♀ ✂
<b>'Tangerine Joy'</b> •Bicolor blooms of tangerine on the inside and rosy pink on the outside of each petal.	H18-24" W6-12"	Early Summer Zone 3(-40°)	○ ♀ ✂

**Matrixline Series Asiatic Lily** It grows at a fast rate, and under ideal conditions can be expected to live for approximately 10 years. It does best in average to evenly moist conditions, but will not tolerate standing water.

<b>'Buzzer'</b> •Pink with light pink edges.	H16-18" W12-18"	Mid Summer Zone 3(-40°)	○ ♀ ✂
<b>'Golden'</b> •Yellow	H16-18" W12-18"	Mid Summer Zone 3(-40°)	○ ♀ ✂
<b>'Matrix'</b> •Red-orange	H16-18" W12-18"	Mid Summer Zone 3(-40°)	○ ♀ ✂
<b>'Matrix Mix'</b> •Mixture of yellow, red and orange lilies.	H16-18" W12-18"	Mid Summer Zone 3(-40°)	○ ♀ ✂
<b>'Orange'</b> •Orange	H16-18" W12-18"	Mid Summer Zone 3(-40°)	○ ♀ ✂

**Tango Series** A collection of large, colorful flowers that range from pink, yellow, cream, and orange. Each variety is two-toned, displaying a striking speckling characteristic, with a rich darker color contrasting against the lighter petal color.

<b>'Ladylike'</b> •Large, upward-facing, pink flowers with wide, yellow-orange throats.	H36-48" W10-16"	Early Summer Zone 4(-30°)	○ ◐ ♀
<b>'Push Off'</b> •Bears huge, white flowers so heavily peppered with dark burgundy blotches that the white only appears at the tips of the petals.	H36-48" W10-16"	Early Summer Zone 4(-30°)	○ ◐ ♀

# PERENNIALS



PERENNIAL  
FAVORITES

**Lilium *Oriental Lily*** Flowers are quite large, fragrant and tend to be facing outward. The plants also tend to be taller and bloom later than Asiatics.

<b>'Entertainer'</b> •Pink with a white center.	H16-20" W8-12"	Mid Summer Zone 3(-40°)	○ ♀ ✂
<b>'Magny Cours'</b> •Deep pink with pure white borders.	H14-16" W12-14"	Mid Summer Zone 3(-40°)	○ ♀ ✂
<b>'Souvenir'</b> •Dwarf variety with large, clean pink petals and white towards the center.	H12-18" W12-18"	Mid Summer Zone 3(-40°)	○ ♀ ✂
<b>'Starlight Express'</b> •Dark rose petals outlined in white on short sturdy stems.	H14-16" W8-12"	Mid Summer Zone 3(-40°)	○ ♀ ✂
<b>'Starlight Romance'</b> •This variety features striking, up-facing, star-shaped blooms that are a crimson-red surrounded by a white border.	H16-18" W12-12"	Mid Summer Zone 3(-40°)	○ ♀ ✂

**Linum *Flax*** Small airy foliage that is upright and arching. Small flowers appear on top of the stems. Forms a very tight clump.

<b>lewisii <i>Blue Flax</i> *Native &amp; Waterwise*</b> •Ferny green leaves, bearing loads of small, five-petal, blue flowers with a yellow center.	H24-30" W10-12"	Summer Zone 3(-40°)	○ ♣
<b>perenne <i>'Sapphire'</i> *Native &amp; Waterwise*</b> •This plant has a dwarf, mounding habit and sky blue flowers that seem to float above the narrow, ferny green leaves.	H12-24" W8-12"	Summer Zone 3(-40°)	○ ♣ Ⓣ ▲

**Lobelia *Fan Flower*** Attractive, dark green to reddish bronze leaves and showy, large, upright spikes of brilliant hues of red or blue flowers that bloom from late summer to early fall.

<b>speciosa <i>'Starship Deep Rose'</i></b> •Stunning deep pink flowers that line the dark black stem.	H20-24" W12-24"	Early Summer Zone 6(-10°)	○ ◐ ♀
<b>speciosa <i>'Starship Scarlet'</i></b> •Bright red and maroon flowers with green-bronze foliage.	H18-24" W6-12"	Early Summer Zone 6(-10°)	○ ◐ ♀
<b>speciosa <i>'Vulcan Red'</i></b> •Large red flowers with burgundy foliage.	H24-32" W10-14"	Early Summer Zone 6(-10°)	○ ◐ ♀

**Lonicera *Honeysuckle*** Easy to grow, vigorous, heat tolerant, and close to indestructible, these vines are beautiful and deliciously fragrant, attracting hummingbirds and butterflies all summer long.

<b>sempervirens <i>'Major Wheeler'</i></b> •Highly fragrant, heavy flowering honeysuckle vine which produces red trumpet flowers.	H72-120" W36-60"	Spring-Fall Zone 4(-30°)	○ ♀ Ⓣ
--	---------------------	-----------------------------	-------

**Lupinus *Lupine*** These colorful pea-shaped flowers bloom on tall graceful spikes. These plants are also poisonous if eaten. Drought tolerant once established.

















**Mini Gallery Series** These plants have a compact habit. As they are short-lived perennials, allow some plants to set seed for future generations. They produce very large flower heads.

<b>'Blue Bicolor'</b> •Lavender-blue with white centers.	H14-16" W6-10"	Spring Zone 4(-30°)	○ ◐ ♀ ♣
<b>'Mix'</b> •Pink, white, yellow, and blue with white centers.	H14-16" W6-10"	Spring Zone 4(-30°)	○ ◐ ♀ ♣
<b>'Pink Bicolor'</b> •Soft pink with white centers.	H14-16" W6-10"	Spring Zone 4(-30°)	○ ◐ ♀ ♣
<b>'Red'</b> •Red with white centers.	H14-16" W6-10"	Spring Zone 4(-30°)	○ ◐ ♀ ♣
<b>'Yellow'</b> •Solid yellow	H14-16" W6-10"	Spring Zone 4(-30°)	○ ◐ ♀ ♣

























PERENNIAL  
FAVORITES









**Staircase Series** This series will rebloom all season until the night temperatures reach above 72°. Removal of spent flowers will speed up new bud set.

<b>'Blue'</b> •Deep blue	H18-24" W18-24"	Spring Zone 4(-30°)	   
<b>'Red'</b> •Dark red shades	H18-24" W18-24"	Spring Zone 4(-30°)	   
<b>'Rose and White'</b> •Rosy pink and white blooms.	H18-24" W18-24"	Spring Zone 4(-30°)	   
<b>'Yellow'</b> •Bright lemon-yellow.	H18-24" W18-24"	Spring Zone 4(-30°)	   






**Lychnis *Campion*** These plants have an upright, clumping habit. They have vibrant colors and can tolerate dry, rocky soil.

<b>chalconica 'Burning Love'</b> •Stems are topped by domed clusters of five-petaled scarlet to red-orange flowers. Each petal is deeply lobed, almost v-shaped. Green foliage with sturdy stems.	H24-36" W10-12"	Early Summer Zone 3(-40°)	   
<b>chalconica <i>Maltese Cross</i></b> •Plants have bright green leaves with taller flower stems that bear large clusters of scarlet-orange blooms.	H36-48" W12-18"	Summer Zone 4(-30°)	    
<b>coronaria <i>Blood Red Campion</i></b> •Hot-pink with silver, fuzzy foliage.	H24-36" W10-18"	Summer Zone 4(-30°)	    
<b>flos-cuculi 'Petite Jenny'</b> •Double flowered dwarf variety that has soft lavender to pink blooms.	H12-14" W16-18"	Summer Zone 4(-30°)	    
<b>haageana <i>Lumina Bronze Leaf Red</i></b> •Contrasting dark leaves and bright red flowers that offers a uniform and compact habit.	H10-12" W10-12"	Summer Zone 4(-30°)	    






**Lysimachia *Loosestrife Creeping Jenny***

<b>congestiflora 'Persian Chocolate'</b> •Grows a mass of small purple leaves and abundant golden yellow, bell-shaped flowers. Great as a ground cover.	H2-4" W12-36"	Summer Zone 4(-30°)	 
<b>nummularia <i>Creeping Jenny</i></b> •Plants form a low mat of bright green leaves, bearing bright golden-yellow flowers.	H2-4" W24-36"	Summer Zone 4(-30°)	 
<b>nummularia 'Goldilocks'</b> •Grows a low mat of lime-green foliage with small yellow flowers. Great ground cover.	H2-4" W18-24"	Summer Zone 4(-30°)	 


**Mahonia *Oregon Grape***

<b>repens <i>Creeping Oregon Grape</i> *Native &amp; Waterwise*</b> •Beautiful, broadleaf evergreen ground cover that grows well in sun or shade. Dark green foliage in summer turning to purplish-red in the fall. Yellow, fragrant flowers bloom in the spring. Bluish black berries appear in September.	H12-18" W30-36"	Spring Zone 4(-30°)	    
--	--------------------	------------------------	---

**Marrubium *Horehound***

<b>rotundifolium <i>Silverheels</i> *Native &amp; Waterwise*</b> •Soft, felted green leaves are edged with white, creating a crisp appearance. Prefers lean, well-drained soils. Not for hot, humid locations. Plant Select	H4-12" W24-36"	Spring Zone 4(-30°)	    
--	-------------------	------------------------	---

**Melampodium *Blackfoot Daisy***

<b>leucanthum <i>Blackfoot Daisy</i> *Native &amp; Waterwise*</b> •Low growing, mounding perennial preferring hot, dry locations. Daisy-like white petals surround a yellow center. Very long blooming.	H6-12" W12-24"	Early Summer-Fall Zone 3(-40°)	     
--	-------------------	-----------------------------------	--

# PERENNIALS



PERENNIAL  
FAVORITES

## Mirabilis Desert Four O'Clock All parts of this plant are poisonous if ingested.

<b>multiflora 'Bella Blanca' *Native &amp; Waterwise*</b> •Pure white flowers that glow in the twilight. The sweet fragrance can be enjoyed from several feet away. Tighter more controlled habit in comparison with traditional Desert Four O'Clock. Found by Barney Barnet of WBG.	H12-24" W18-48"	Summer Zone 4(-30°)	○ ♂ ♀ ▲
<b>multiflora Desert Four O'Clock *Native &amp; Waterwise*</b> •Neat, mounding, dark green form with showy, magenta tubular flowers. Can survive extremely harsh conditions once established.	H18-24" W48-72"	Summer Zone 4(-30°)	○ ◐ ♂ ♀ ▲

## Monarda Bee Balm Round flower clusters bursting with tube-shaped petals. With upright dark green foliage on erect stems. Foliage has a minty fragrance.

<b>didyma 'Coral Reef'</b> •Coral to salmon, mildew resistant.	H24-36" W18-24"	Summer Zone 4(-30°)	○ ♀ ✂ ⊕
<b>didyma 'Fireball'</b> •Wonderfully compact, this is a heavy bloomer with bright, scarlet-red flowers.	H16-20" W12-18"	Summer Zone 4(-30°)	○ ♀ ✂ ⊕

## Balmy Series (didyma) Best mildew resistance of today's commercial cultivars, plus compact habit, and bold colors.

<b>'Lilac'</b> •Lilac	H12-14" W8-12"	Summer Zone 4(-30°)	○ ♀ ✂ ⊕
<b>'Pink'</b> •Bright pink	H12-14" W8-12"	Summer Zone 4(-30°)	○ ♀ ✂ ⊕
<b>'Purple'</b> •Purple-red	H12-14" W8-12"	Summer Zone 4(-30°)	○ ♀ ✂ ⊕
<b>'Rose'</b> •Dark rose	H12-14" W8-12"	Summer Zone 4(-30°)	○ ♀ ✂ ⊕

## Sugar Buzz Series These plants are perfectly suited to the middle of the flower bed. All unique colors in this series are similar in size, bloom time and vigor. They display above average resistance to powdery mildew.

<b>'Blue Moon'</b> •Lavender-blue flowers are held by attractive purple bracts.	H18-24" W18-24"	Summer Zone 4(-30°)	○ ♀ ✂ ♀ ⊕
<b>'Bubblegum Blast'</b> •Shaggy, hot pink flowers.	H18-24" W18-24"	Summer Zone 4(-30°)	○ ♀ ✂ ♀ ⊕
<b>'Cherry Pops'</b> •Forms a solid dome of cherry-red, flowers on strong, well-branched stems.	H18-24" W18-24"	Summer Zone 4(-30°)	○ ♀ ✂ ♀ ⊕
<b>'Grape Gumball'</b> •Magenta flowers appear mid-summer on a clump of well branching green foliage.	H18-24" W18-24"	Summer Zone 4(-30°)	○ ♀ ✂ ♀ ⊕
<b>'Lilac Lollipop'</b> •Forms a solid dome of lavender-lilac, flowers on strong, well-branched stems.	H18-24" W18-24"	Summer Zone 4(-30°)	○ ♀ ✂ ♀ ⊕
<b>'Rocking Raspberry'</b> •Deep raspberry-purple flowers with very dark green leaves forms a solid dome of flowers on strong, well-branched stems.	H18-24" W18-24"	Summer Zone 4(-30°)	○ ♀ ✂ ♀ ⊕

## Monardella Little Beebalm

<b>macrantha 'Marian Sampson' *Native &amp; Waterwise*</b> •Large, bright red flowers adorn this plant in summer and fall with a low growing, mounding habit. Great for a rock garden. Needs good drainage. Intolerant of frequent summer water.	H6-12" W12-24"	Summer-Fall Zone 6(-10°)	○ ◐ ♀ ⊕ ▲
<b>odoratissima Little Beebalm *Native &amp; Waterwise*</b> •Mounding with grey-green foliage that has a very minty fragrance. Clusters of lavender flowers.	H10-12" W12-18"	Summer Zone 4(-30°)	○ ◐ ♀ ⊕ ▲

PERENNIAL  
FAVORITES



**Muehlenbeckia Maidenhair Vine**

<b>auxillaris 'Nana'</b> •A low, creeping evergreen groundcover forms a spreading mat of wiry stems, clothed in tiny rounded leaves with a glossy green finish. Foliage turns bronze with heat or cold. Blooms are insignificant.	H1-2" W6-12"	Insignificant Zone 6(-10°)	○ ●
--	-----------------	-------------------------------	-----

<b>auxillaris 'Tricolor'</b> •Glossy dark green leaves, variegated with white and pink, grow on twining, wiry stems. Forms a dense evergreen mat.	H4-6" W18-24"	Insignificant Zone 4(-30°)	○ ● ✂️ 🌱
--	------------------	-------------------------------	-------------

**Myosotis Forget-Me-Not** A spring-flowering favorite, Forget-me-nots are biennial or short-lived perennials that self-seed to come back for many years.

<b>sylvatica 'Victoria Blue'</b> •Clusters of bright sky-blue flowers, each with a tiny yellow eye.	H6-12" W6-8"	Spring Zone 5(-20°)	○ ●
--	-----------------	------------------------	-----

**Sylva Series** Plants form a low mound of gray-green leaves, smothered with clusters of bright flowers; each with a tiny yellow eye.

<b>'Bluesylva'</b> •Deep blue	H6-8" W6-8"	Spring Zone 3(-40°)	○ ● 🦋 ✂️ 🌱
----------------------------------	----------------	------------------------	---------------

<b>'Rosylva'</b> •Medium pink	H6-8" W6-8"	Spring Zone 3(-40°)	○ ● 🦋 ✂️ 🌱
----------------------------------	----------------	------------------------	---------------

<b>'Snowsylva'</b> •Snow white	H6-8" W6-8"	Spring Zone 3(-40°)	○ ● 🦋 ✂️ 🌱
-----------------------------------	----------------	------------------------	---------------

**Nepeta Catmint** A rugged, easy-to-grow garden perennial that thrives in harsh landscapes. Plants are hardy and long-lived, prefer average, well-drained soil and can be planted in full sun to part shade.

<b>faassenii 'Junior Walker'</b> •This compact Nepeta retains the non-reseeding quality of its popular parent, 'Walker's Low', at one-third the size. Blue-green foliage contrasts nicely with lavender-blue flowers.	H18-24" W24-30"	Spring-Fall Zone 4(-30°)	○ 🌱 🦋
--	--------------------	-----------------------------	-------

<b>faassenii 'Kitten Around'</b> •Compact and petite, this plant forms a tight, round mound of aromatic foliage. Bright, rosy-purple calyces hold periwinkle-blue flowers.	H12-14" W20-22"	Spring-Fall Zone 3(-40°)	○ 🦋 ✂️ 🌱
---	--------------------	-----------------------------	-------------

<b>faassenii 'Purrsian Blue'</b> •Periwinkle-blue	H12-18" W18-30"	Spring-Fall Zone 3(-40°)	○ 🌱 🦋
--	--------------------	-----------------------------	-------

<b>faassenii 'Six Hills Giant'</b> •Among the hardiest, most tolerant of damp conditions, as well as the longest flowering. Produces violet-blue flowers.	H24-36" W14-18"	Spring-Fall Zone 3(-40°)	○ 🌱 🦋
--	--------------------	-----------------------------	-------

<b>'Neptune'</b> •Large blue flowers that will bloom throughout the season. It has a clumping growth habit that stays tidy and won't take over.	H8-12" W8-10"	Spring-Fall Zone 3(-40°)	○ ● 🦋 🌱
--	------------------	-----------------------------	------------

<b>'Psfike' Little Trudy</b> •A distinctively short, compact, plant with a long season of bloom. A profusion of lavender-purple flower spikes are produced.	H6-12" W12-18"	Spring-Fall Zone 4(-30°)	○ 🌱 🦋
--	-------------------	-----------------------------	-------

<b>racemosa 'Walker's Low'</b> •Large, lavender-blue flowers. Keep trimmed to produce flowering all season.	H18-24" W18-24"	Spring-Fall Zone 3(-40°)	○ 🌱 🦋
--	--------------------	-----------------------------	-------

# PERENNIALS



PERENNIAL  
FAVORITES

**Oenothera Evening Primrose** Open cup-shaped flowers on sprawling stems. Very tolerant of hot sites and any soil. Opens late in the day and closes before morning.

<b>berlandiera 'Siskiyou Pink'</b> •Delicate, light-pink flowers. Great groundcover for dry slopes and other low-maintenance areas. Blooms in daytime. Can be invasive.	H8-12" W18-24"	Summer Zone 3(-40°)	○ ● ☀
<b>berlandiera 'Twilight'</b> •Fragrant lavender-pink flowers with yellow eyes bloom profusely on green foliage that is overlaid with bronze.	H8-10" W12-18"	Summer Zone 5(-20°)	○ ☀ ☘
<b>caespitosa Tufted Evening Primrose *Native &amp; Waterwise*</b> •White to pink, tufted blooms. Narrow-toothed grey-green leaves.	H6-12" W6-12"	Summer Zone 4(-30°)	○ ☀ ▲
<b>fremontii 'Shimmer'</b> •The flowers on this plant are 3" diameter, paper-thin, lemon-yellow with burgundy stems. Nocturnally fragrant.	H6-10" W10-15"	Summer Zone 4(-30°)	○ ▲
<b>kunthiana 'Glowing Magenta'</b> •Deep magenta-pink with glossy green leaves. Dwarf variety.	H6-12" W10-12"	Summer Zone 5(-20°)	○ ✂
<b>missouriensis Ozark Sundrops</b> •This plant has large 3" wide deep yellow blooms with glossy dark green foliage and is mildly fragrant.	H8-12" W16-20"	Summer Zone 3(-40°)	○ ☀ ☘

**Origanum Oregano** Well-branched plants with slender arching stems of grey-green leaves.

<b>'Kirigami'</b> •Large purple-green bracts, rose colored flowers and clear, light green foliage. Densely mounded yet slightly trailing.	H8-10" W12-14"	Summer Zone 5(-20°)	○ ☀ ☘ ☘ ☀
<b>libanoticum 'Hopflower'</b> •Hundreds of pale green and blush colored buds appear from arching wiry stems, each embellished with a small rose-pink flower.	H10-18" W12-18"	Summer Zone 5(-20°)	○ ☀ ☘ ☘ ☀

## Othonna Little Pickles

<b>capensis 'Little Pickles'</b> •Succulent pickle-shaped leaves. Yellow flowers bloom for a long period.	H4-8" W8-12"	Summer Zone 5(-20°)	○ ☀
--	-----------------	------------------------	-----

**Paeonia Peony** Hardy perennial, 100 year old Peonies are not uncommon. The glossy dark green foliage is often tinted bronze on new growth and takes on reddish tones in the fall.

## Coral Flowering

<b>'Coral Sunset'</b> •Large, semi-double bowl shaped blossoms with ruffled petals with intense coral with rose overtones that gradually fade to pale ivory. Strong stems don't require staking.	H24-36" W24-36"	Late Spring Zone3(-40°)	○ ● ☀ ✂ ☘
---	--------------------	----------------------------	--------------

## Pink Flowering

<b>lactiflora 'Bowl of Beauty'</b> •Japanese variety has an anemone form. Fuchsia pink petals create a bowl around the ivory white centers. Fragrant.	H26-30" W24-36"	Late Spring Zone 3(-40°)	○ ● ☀ ☘ ✂ ☘
<b>lactiflora 'Dr. Alexander Fleming'</b> •Big, double, fragrant blooms of hot pink.	H28-36" W18-20"	Late Spring Zone 3(-40°)	○ ● ☀ ☘ ✂ ☘
<b>lactiflora 'Gay Paree'</b> •Deep pink with a light pink center; single flower.	H30-36" W24-36"	Late Spring Zone 3(-40°)	○ ● ☀ ✂ ☘
<b>lactiflora 'Monsieur Jules Eli'</b> •Bubblegum pink with a double flower.	H30-40" W24-30"	Late Spring Zone 3(-40°)	○ ● ☀ ☘ ✂ ☘
<b>'Rosea Plena'</b> •Fragrant, double rose pink blooms.	H27-29" W29-35"	Late Spring Zone3(-40°)	○ ● ☀ ✂ ☘
<b>lactiflora 'Sarah Bernhardt'</b> •Pink with a double flower.	H30-40" W30-36"	Late Spring Zone 3(-40°)	○ ● ☀ ☘ ✂ ☘

PERENNIAL  
FAVORITES





Red Flowering			
<b>lactiflora 'Benjamin Franklin'</b> •Red with yellow stamens and a double flower.	H24-36" W30-36"	Late Spring Zone 3(-40°)	
<b>lactiflora 'Koppius'</b> •Huge, double ruffled, ruby red, fragrant.	H35-47" W24-36"	Late Spring Zone3(-40°)	
<b>lactiflora 'Felix Crousse'</b> •Carmine red with a double flower.	H28-36" W24-36"	Late Spring Zone 3(-40°)	
<b>lactiflora 'Kansas'</b> •Large, fully double, fuchsia-pink flowers bloom on exceptionally strong dark green stems.	H32-36" W20-24"	Late Spring Zone 3(-40°)	
<b>lactiflora 'Karl Rosenfield'</b> •Purple-red with a double flower.	H28-36" W24-36"	Late Spring Zone 3(-40°)	
<b>'Red Charm' *New*</b> •Red flowers are made up of a single row of outer petals that surrounds an explosion of smaller and heavily ruffled petals which keeps expanding as the flower opens.	H30-36" W24-30"	Late Spring Zone 3(-40°)	
<b>'Red Magic' *New*</b> •Twisted, feathered, deep red petals.	H28-36" W24-36"	Late Spring Zone 3(-40°)	
<b>'Rubra Plena'</b> •Fragrant, double red flowers	H26-30" W28-36"	Late Spring Zone3(-40°)	
White Flowering			
<b>'Alba Plena'</b> •Pure, snowy white	H22-24" W28-36"	Late Spring Zone3 (-40°)	
<b>'Blush Queen' *New*</b> •Creamy white slightly tinted rose petals that are a full double.	H28-32" W24-30"	Late Spring Zone 3(-40°)	
<b>'Festiva Maxima'</b> •Extremely fragrant, very large, double white flower with bright red flecks.	H28-32" W24-30"	Late Spring Zone 3(-40°)	
<b>lactiflora 'Duchesse de Nemours'</b> •White with a double flower.	H18-24" W24-36"	Late Spring Zone 3(-40°)	
<b>lactiflora 'Shirley Temple'</b> •Blush white with a double flower.	H30-32" W24-36"	Late Spring Zone 3(-40°)	
Yellow Flowering			
<b>'Bartzella'</b> •Large yellow lemon scented blooms with just a touch of blush in the center.	H24-36" W24-36"	Late Spring Zone3(-40°)	
<b>Papaver Alpine Poppy</b> Showy, crinkly, crepe-like, silky petals grow on long, hairy stems. Blooms are frost tolerant.			
<b>alpinum 'Alpine'</b> •Small, compact, short lived perennial that reseeds freely. It forms a rosette and has blue-green, almost hairless, stems and foliage.	H8-15" W6-12"	Spring Zone 3(-40°)	

# PERENNIALS



PERENNIAL  
FAVORITES

**Papaver Iceland Poppy** Short-lived perennial that usually self-seed and come back year after year. Plants form a low tuft of light green leaves, bearing large, satiny, lightly fragrant flowers on hairy stems.

<b>nudicaule 'Champagne Bubbles Mix'</b> •Plants form a low tuft of light green leaves, bearing large orange, yellow, white, and red satiny flowers for weeks on end.	H12-18" W14-18"	Spring Zone 3(-40°)	○ ● ✂
<b>nudicaule 'Wonderland Mix'</b> •A lovely dwarf variety that showcases a mix of yellow, white, red, melon, and crimson blooms on short stems.	H10-15" W8-12"	Spring Zone 3(-40°)	○ ● ✂

**Spring Fever Series (nudicaule)** Deeply cut, medium green, hairy foliage forms a basal mound in early spring. In April, flower spikes rise above the foliage bearing a fat bud that opens to 2-3" diameter.

<b>'Orange'</b> •Bright orange flowers with striking yellow stamens in the centers.	H10-12" W8-10"	Spring Zone 3(-40°)	○ ● ✂
<b>'Mix'</b> •Bright orange, red, white, and yellow flowers with striking yellow stamens in the centers.	H10-12" W8-10"	Spring Zone 3(-40°)	○ ● ✂
<b>'Red'</b> •Large, brilliant red flowers with yellow stamens are displayed on compact stems.	H10-12" W8-10"	Spring Zone 3(-40°)	○ ● ✂
<b>'White'</b> •Large, pure white flowers with yellow centers.	H10-12" W8-10"	Spring Zone 3(-40°)	○ ● ✂
<b>'Yellow'</b> •Large, bright yellow flowers are displayed on compact stems.	H10-12" W8-10"	Spring Zone 3(-40°)	○ ● ✂

**Papaver Oriental Poppy** Oriental poppies are large with hairy basal coarse leaves with upward facing flowers 4-6" across on tall, upright stems.

<b>orientale 'Allegro'</b> •Scarlet-orange blooms, with a black center and a compact habit.	H14-24" W12-18"	Late Spring Zone 3(-40°)	○ ● ✂ 🐇
<b>orientale 'Beauty of Livermore'</b> •Deep blood red, ruffled blooms with a black, cone-like center.	H30-36" W18-24"	Late Spring Zone 3(-40°)	○ ● ✂ 🐇
<b>orientale 'Brilliant'</b> •Wildfire red blooms are borne on wiry stems.	H30-36" W18-24"	Late Spring Zone 3(-40°)	○ ● ✂ 🐇
<b>orientale 'Coral Reef'</b> •Rare variety with large light coral-pink petals surrounding a black center.	H28-32" W18-24"	Late Spring Zone 3(-40°)	○ ● ✂ 🐇
<b>orientale 'Crimson Red'</b> •Crimson-red crepe paper like flowers atop strong stems.	H24-30" W24-30"	Late Spring Zone 3(-40°)	○ ● ✂ 🐇
<b>orientale 'Prince of Orange'</b> •Huge blossoms of tangerine grow on wiry stems.	H24-36" W18-24"	Late Spring Zone 3(-40°)	○ ● ✂ 🐇
<b>orientale 'Princess Victoria Louise'</b> •Large, paper-thin, salmon-pink petals form a bowl around the dark ornamental centers.	H26-32" W18-24"	Late Spring Zone 3(-40°)	○ ● ✂ 🐇
<b>orientale 'Royal Wedding'</b> •This is a taller selection featuring large, white blossoms with a maroon-black eye.	H32-36" W18-24"	Late Spring Zone 3(-40°)	○ ● ✂ 🐇

PERENNIAL  
FAVORITES



**Penstemon *Beardtongue*** A large and diverse group of plants. Their showy, tubular flowers are usually held above the foliage in upright spikes. Utah is known as the Penstemon capital of the world with over 80 native varieties.

<b>barbatus 'Rondo Mix'</b> •Sparkling jewel tones on 2' stalks in shades of deep lavender, intense pinks, and even some royal purples and blues.	H16-20" W12-18"	Late Spring Zone 3(-40°)	
<b>'Blackbeard' *New*</b> •Dark purple foliage is striking against the soft lilac flowers.	H28-34" W22-24"	Early Summer Zone 3(-40°)	
<b>cardinalis <i>Cardinal</i> *Native &amp; Waterwise*</b> •This New Mexico/Texas native offers the garden spikes of dangling, rich red flowers with dark green foliage. Native Roots Selection	H12-36" W12-36"	Late Spring Zone 3(-40°)	
<b>cyananthus <i>Wasatch</i> *Native &amp; Waterwise*</b> •Very showy, electric blue flowers. Glossy, dark green leaves.	H12-18" W10-24"	Late Spring Zone 4(-30°)	
<b>cyaneus <i>Blue Beardtongue</i> *Native &amp; Waterwise*</b> •The flowers are blue, sometimes with a pinkish tinge. Foliage is a dark green with red-green stems.	H18-24" W12-16"	Late Spring Zone 4(-30°)	
<b>'Dark Towers'</b> •The glossy, bronze-red foliage is topped with masses of pink flowers in July and August. Tolerates high heat and humidity. This plant has darker foliage than Husker Red and retains the darkness.	H30-36" W24-30"	Late Spring Zone 3(-40°)	
<b>davidsonii 'Davidson's'</b> •Huge lavender-pink flowers bloom over dark green evergreen foliage.	H8-10" W12-15"	Late Spring Zone 4(-30°)	
<b>digitalis 'Husker Red'</b> •Striking, maroon-red foliage with a dark green underlay. White flowers with a tinge of light pink are borne on strong, upright stems.	H30-36" W18-24"	Summer Zone 3(-40°)	
<b>digitalis 'Prairie Twilight'</b> •The lavender-pink flowers have white tips and throats, heavy bloomer on burgundy colored stems with green stem leaves, upright habit. The upper leaves turn bronze-red in fall.	H20-24" W24-30"	Summer Zone 3(-40°)	
<b>eatonii <i>Firecracker</i> *Native &amp; Waterwise*</b> •Striking, fire engine red, flowers are contrasted by dark green leaves. Very adaptable as long as the soil is well drained.	H18-24" W14-16"	Late Spring Zone 3(-40°)	
<b>grandiflora 'MiniBalloon Blue' *New*</b> •Dwarf plant with deep blue star-like flowers.	H6-8" W12-18"	Summer Zone 4(-30°)	
<b>heterophyllus 'Electric Blue' *Native &amp; Waterwise*</b> •Flowers are an intense blue with an interesting purple blush at the stems. Glossy green foliage.	H12-18" W10-14"	Late Spring Zone 4(-30°)	
<b>hirsutus <i>Hairy</i> *Native &amp; Waterwise*</b> •A woolly, dark-green stemmed plant with open stalked clusters of trumpet-shaped lavender flowers with white tips.	H16-24" W14-18"	Late Spring Zone 4(-30°)	
<b>hybrid mexicali 'Carolyn's Hope'</b> •Forms a bushy clump of narrow green leaves, and short spikes of pink with white throated trumpet flowers.	H12-18" W12-18"	Summer Zone 5(-20°)	
<b>hybrid mexicali 'Pike's Peak Purple'</b> •Forms a bushy clump of narrow green leaves, with short spikes of purple trumpet flowers.	H12-18" W8-16"	Summer Zone 4(-30°)	
<b>hybrid mexicali 'Psmyers' <i>Shadow Mountain</i></b> •Forms a bushy clump of narrow green leaves, with short spikes of lavender trumpet flowers.	H18-24" W14-18"	Summer Zone 4(-30°)	
<b>hybrid mexicali 'Red Rocks'</b> •Forms a bushy clump of narrow green leaves, with short spikes of red trumpet flowers.	H14-18" W8-16"	Summer Zone 4(-30°)	
<b>hybrid mexicali 'Windwalker Garnet'</b> •Forms a bushy clump of narrow green leaves, with short spikes of ruby red with striped throat trumpet flowers.	H18-24" W12-18"	Summer Zone 5(-20°)	



## Penstemon *Beardtongue* Continued

<b>kingii 'King's' *Native &amp; Waterwise*</b> •Blooms blue-purple with silver-grey foliage.	H10-12" W8-12"	Late Spring Zone 3(-40°)	   
<b>linariodes coloradoensis <i>Silverton Bluemat</i> *Native &amp; Waterwise*</b> •Silvery, evergreen leaves that persist even through the winter months. Flowers are a lavender-blue and close to the foliage. Plant Select	H8-12" W10-16"	Late Spring Zone 4(-30°)	   
<b>mensarum 'Grand Mesa' *Native &amp; Waterwise*</b> •Dark green basal foliage bears the most brilliant dark blue flowers of the cultivated penstemons. Excellent performer in mountain regions. Tolerates considerable shade and thrives with moderate watering.	H24-36" W12-18"	Late Spring Zone 4(-30°)	   
<b>nitidus <i>Waxleaf Beardtongue</i> *Native &amp; Waterwise*</b> •Semi-dwarf plant opens largish flowers of the most intense sky-blue from crimson calyces. Native to the foothills of the Rockies and adapted to sunny, dry conditions, the leaves are an attractive blue-grey.	H6-12" W3-6"	Late Spring Zone 3(-40°)	   
<b>palmeri <i>Palmer</i> *Native &amp; Waterwise*</b> •Blue-green foliage that bears a fragrant pink flower on tall stalks.	H48-60" W12-36"	Late Spring Zone 3(-40°)	   
<b>parryi <i>Parry's Penstemon</i></b> •Bright pink flowers with narrow, bluish foliage.	H24-36" W12-24"	Spring-Summer Zone 7(10°)	  
<b>pinifolius 'Mersea's Yellow' <i>Pine Leaf</i> *Native &amp; Waterwise*</b> •The evergreen, needle-like foliage grows on short, shrubby, compact plants. The yellow trumpet shaped flowers are 3/4" long and bloom most of the summer.	H10-12" W10-16"	Mid Summer-Fall Zone 4(-30°)	   
<b>pinifolius <i>Pine Leaf</i> *Native &amp; Waterwise*</b> •Green needle-like foliage. As the plant matures the stems become woody and look a bit like a miniature conifer. The red trumpet shaped blooms are 3/4" long and bloom for most of the summer.	H12-18" W12-18"	Mid Summer-Fall Zone 4(-30°)	   
<b>pinifolius 'SteppeSuns <i>Sunset Glow</i>'</b> •Steppe means semiarid region. This plant is decidedly smaller than many other penstemons. Produces soft orange flowers.	H12-18" W18-24"	Mid Summer-Fall Zone 4(-30°)	   
<b>pseudospectabilis <i>Coconino County</i> *Native &amp; Waterwise*</b> •Showy, hot pink, 2" flowers are contrasted by triangular, blue-green serrated foliage.	H36-60" W12-18"	Late Spring Zone 4(-30°)	   
<b>richardsonii <i>Cutleaf</i></b> •Pinkish purple blooms	H6-12" W12-15"	Spring-Summer Zone 5(-20°)	  
<b>rostriflorus <i>Bridges Beardtongue</i> *Native &amp; Waterwise*</b> •Scarlet, nodding flowers at the end of slender, dark green stems, with narrow green leaves. Plant Select	H24-36" W14-18"	Late Spring Zone 4(-30°)	   
<b>rupicola x newbergii <i>Cliff Penstemon</i></b> •Mats of evergreen, deep blue-green leaves with deep rose to pink, lavender-pink or violet flowers.	H2-6" W6-10"	Late Spring Zone 4(-30°)	   
<b>strictus <i>Rocky Mountain Beardtongue</i> *Native &amp; Waterwise*</b> •Purple-blue flowers with a mat of shiny, evergreen leaves. One of the most commonly planted penstemons in the landscape. Native Root Selection	H24-30" W24-36"	Late Spring Zone 3(-40°)	   
<b>venustus <i>Venus Beardtongue</i> *Native &amp; Waterwise*</b> •The leaves are dark green and finely serrated or toothed. The blooms are light violet to violet-purple.	H12-24" W12-16"	Late Spring Zone 3(-40°)	   
<b>whippleanus <i>Whipple's Beardtongue</i> *Native &amp; Waterwise*</b> •Foliage is bright green and a thinner texture than most penstemons. Flowers are a dark purple on tall stems and very showy.	H18-24" W6-12"	Late Spring Zone 3(-40°)	   



**Pristine Series (barbatus var. praecox)** Improved Riding Hood Series. Features masses of large tubular flowers on strong upright stems, self branching.

<b>'Lila Purple'</b> •Deep purple	H10-12" W10-12"	Late Spring-Early Summer Zone 4(-30°)	○ ☘ ☼ ☛
<b>'Blue'</b> •Dark blue	H10-12" W10-12"	Late Spring-Early Summer Zone 4(-30°)	○ ☘ ☼ ☛
<b>'Deep Rose'</b> •Dark magenta pink	H10-12" W10-12"	Late Spring-Early Summer Zone 4(-30°)	○ ☘ ☼ ☛
<b>'Pink'</b> •Pink	H10-12" W10-12"	Late Spring-Early Summer Zone 4(-30°)	○ ☘ ☼ ☛
<b>'Scarlet'</b> •Bright scarlet red	H10-12" W10-12"	Late Spring-Early Summer Zone 4(-30°)	○ ☘ ☼ ☛

**Rock Candy Series (barbatus)** Small, Compact flower spikes

<b>'Blue' *New*</b> •Bluish purple flowers.	H10-12" W10-12"	Summer Zone 5(-20°)	○ ☘ ☼ ☛
<b>'Light Pink' *New*</b> •Light pink	H10-12" W10-12"	Summer Zone 5(-20°)	○ ☘ ☼ ☛
<b>'Pink' *New*</b> •Bright pink with a white throat.	H10-12" W10-12"	Summer Zone 5(-20°)	○ ☘ ☼ ☛
<b>'Ruby' *New*</b> •Deep pink with a white throat	H10-12" W10-12"	Summer Zone 5(-20°)	○ ☘ ☼ ☛

**Perovskia Russian Sage** Not really a sage at all but has a very sage-like scent and color. Forms an upright bush of fine-textured grey-green leaves that are fragrant.

<b>atriplicifolia Russian Sage</b> •Spikes of rich, violet-blue flowers.	H36-48" W24-36"	Late Summer-Fall Zone 4(-30°)	○ ☘ ☼ ☛
<b>atriplicifolia 'Blue Jean Baby'</b> •Plant forms a bushy, upright clump of greyish leaves that are lacy, fragrant and produce spikes of rich, violet-blue flowers.	H28-34" W32-36"	Late Summer-Fall Zone 4(-30°)	○ ☘ ☼ ☛
<b>atriplicifolia 'Blue Steel'</b> •Rich, lavender-blue spikes.	H18-36" W14-27"	Late Summer-Fall Zone 5(-20°)	○ ☘ ☼ ☛
<b>atriplicifolia 'Crazy Blue'</b> •Violet-blue flowers grow on a compact plant.	H16-20" W14-18"	Late Summer-Fall Zone 5(-20°)	○ ☘ ☼ ☛
<b>atriplicifolia 'Lacey Blue'</b> •Lavender-blue flowers.	H18-24" W18-24"	Late Summer-Fall Zone 5(-20°)	○ ☘ ☼ ☛
<b>atriplicifolia 'Rocketman'</b> •Rich, lavender-blue flowers have a vase-shaped, upright habit.	H30-36" W30-42"	Late Summer-Fall Zone 4(-30°)	○ ☘ ☼ ☛
<b>'Little Lace'</b> •Tidy, compact, and textured foliage. Light purple blooms..	H12-14" W12-14"	Late Summer-Fall Zone 5(-20°)	○ ☘ ☼ ☛
<b>'Little Spire'</b> •Short, upright habit with small, narrow, grey-green leaves that compliment the long lived lavender-blue flowers.	H18-24" W24-30"	Late Summer-Fall Zone 5(-20°)	○ ☘ ☼ ☛

# PERENNIALS



PERENNIAL  
FAVORITES

## Philadelphus *Mock Orange*

<b>lewisii 'Lewis'</b> •Large, woody, erect and spreading shrub with many stems and branches. Red-brown stems have fragrant white flowers that have yellow stamens.	H36-108" W96-120"	Late Spring Zone 4(-30°)	○ ● ▲
--	----------------------	-----------------------------	-------

**Phlox** These plants range in form from low creeping alpines to tall border plants. All are selections or hybrids of native North American wildflowers.

<b>paniculata 'Cherry Cream'</b> •Large creamy white flowers with dark rose eyes.	H22-26" W20-24"	Summer Zone 4(-30°)	○ ♀ ✂
--	--------------------	------------------------	-------

<b>paniculata 'Goldmine Improved' Garden Phlox</b> •Large clusters of fragrant, magenta-purple flowers against the variegated, yellow-edged green leaves.	H26-30" W22-30"	Summer Zone 3(-40°)	○ ● ♀
--	--------------------	------------------------	-------

<b>paniculata 'Red Riding Hood' Garden Phlox</b> •Cherry red; fragrant.	H18-24" W12-18"	Summer Zone 4(-30°)	○ ♀ ✂ ●
--	--------------------	------------------------	------------

**Ka-Pow Series (paniculata) Garden Phlox** Excellent uniform branching with a compact habit. Mildew resistant and longer than normal bloom time compared with other paniculatas.

<b>'Lavender'</b> •Medium rosy-lavender	H16-18" W14-16"	Summer Zone 4(-30°)	○ ♀ ●
--	--------------------	------------------------	-------

<b>'Pink'</b> •Dark rosy pink	H16-18" W14-16"	Summer Zone 4(-30°)	○ ♀ ●
----------------------------------	--------------------	------------------------	-------

<b>'Purple'</b> •Purplish pink	H16-18" W14-16"	Summer Zone 4(-30°)	○ ♀ ●
-----------------------------------	--------------------	------------------------	-------

<b>'White Bicolor'</b> •White with a dark rosy eye.	H16-18" W14-16"	Summer Zone 4(-30°)	○ ♀ ●
--	--------------------	------------------------	-------

**Creeping Phlox** These plants are short, semi-evergreen ground covers. They become semi-woody with age. They have a prostrate mat growth habit. The flowers cover the entire plant.

<b>subulata 'Amazing Grace'</b> •White with a dark pink center.	H4-6" W12-18"	Early Spring Zone 4(-30°)	○ ● ♀
--	------------------	------------------------------	-------

<b>subulata 'Candy Stripe'</b> •Pink with white stripes.	H4-6" W12-18"	Early Spring Zone 4(-30°)	○ ● ♀
---	------------------	------------------------------	-------

<b>subulata 'Crimson Beauty'</b> •Bright, rosy-red flowers; medium-fast growth rate.	H4-6" W12-18"	Early Spring Zone 4(-30°)	○ ● ♀
---	------------------	------------------------------	-------

<b>subulata 'Drummon's Pink'</b> •Deep green foliage with a tighter form and larger flowers. Produces dark pink flowers that are lightly fragrant.	H4-6" W12-18"	Early Spring Zone 4(-30°)	○ ● ♀
---	------------------	------------------------------	-------

<b>subulata 'Emerald Blue'</b> •Delicate, lavender-blue flowers with dark-green, glossy foliage.	H4-6" W12-18"	Early Spring Zone 4(-30°)	○ ● ♀
---	------------------	------------------------------	-------

<b>subulata 'Emerald Cushion Blue'</b> •Masses of pale, lavender-blue flowers with a blue eye.	H4-6" W12-18"	Early Spring Zone 4(-30°)	○ ● ♀
---	------------------	------------------------------	-------

<b>subulata 'Emerald Pink'</b> •Compact, long flowering plant of pink flowers with a hot pink eye and dark-green, glossy foliage.	H4-6" W12-18"	Early Spring Zone 4(-30°)	○ ● ♀
--	------------------	------------------------------	-------

<b>subulata 'Fort Hill'</b> •Slightly fragrant, deep pink petals with a dark eye.	H4-6" W12-18"	Early Spring Zone 4(-30°)	○ ● ♀
--	------------------	------------------------------	-------

<b>subulata 'Millstream Daphne'</b> •Forms a tight, compact mound completely covered in hot pink flowers with a darker pink eye.	H4-6" W12-18"	Early Spring Zone 4(-30°)	○ ● ♀
---	------------------	------------------------------	-------

<b>subulata 'Purple Beauty'</b> •Forms a tight, compact mound completely covered in light purple flowers.	H4-6" W12-18"	Early Spring Zone 4(-30°)	○ ● ♀
--	------------------	------------------------------	-------

<b>subulata 'Red Wing'</b> •Deep crimson flowers have dark centers.	H4-6" W12-18"	Early Spring Zone 4(-30°)	○ ● ♀
--	------------------	------------------------------	-------

<b>subulata 'Ronsdorfer Beauty'</b> •Soft rose with a dark center.	H4-6" W12-18"	Early Spring Zone 4(-30°)	○ ● ♀
---	------------------	------------------------------	-------

PERENNIAL  
FAVORITES



<b>subulata 'Scarlet Flame'</b> •Vibrant red.	H4-6" W12-18"	Early Spring Zone 4(-30°)	○ ● ☀
<b>subulata 'Snowflake'</b> •Compact, short, tight, rounded cushion of pure white flowers.	H4-6" W12-18"	Early Spring Zone 4(-30°)	○ ● ☀
<b>'Violet Pinwheels'</b> •Violet-purple.	H4-6" W24-36"	Early Spring Zone 4(-30°)	○ ● ☀
<b>Physocarpus Mallow Ninebark</b> Vase-shaped, deciduous shrub with exfoliating bark and foliage.			
<b>malvaceous 'Mallow Ninebark'</b> •Clustered white blooms with yellow centers. Fall foliage ranges from intense red to subtle rose-brown.	H36-54" W24-36"	Summer Zone 4(-30°)	○ ● ☀
<b>Physostegia Obedient Plant</b> Plants have tall wand-like spikes of flowers that can be positioned the way an arranger likes and they'll hold that shape, hence the name 'Obedient Plant'. Leaves and flowers grow on distinctly square stems.			
<b>virginiana 'Autumn Carnival'</b> •Tall spikes of rich pink, tubular blooms on sturdy square stems with light green foliage.	H24-36" W12-18"	Summer Zone 5(-20°)	○ ● ☀ ✂️ 🌿
<b>virginiana 'Crystal Peak White'</b> •Dwarf variety that has a dense, well-branched habit. It has large, dense flower heads of white that do not fade or brown as they age.	H16-18" W12-24"	Late Summer-Fall Zone 2(-50°)	○ ● ☀ ✂️ 🌿
<b>virginiana 'Miss Manners'</b> •The stiff, square stems end in dense spikes of pure white, snapdragon-like flowers. Clump forming and doesn't spread throughout the garden.	H20-24" W18-24"	Late Summer-Fall Zone 4(-30°)	○ ● ☀ ✂️ 🌿
<b>Platycodon Balloon Flower</b> Interesting balloon-like buds which burst into star-shaped flowers.			
<b>Astra Series (grandiflora)</b> These plants have a compact, uniform habit, exceptional branching with thick flower petals. The dwarf plants have flowers that measure 1 1/2 to 2 1/2" across.			
<b>'Blue'</b> •Thick flower petals make for long-lasting periwinkle blue blossoms.	H8-10" W8-16"	Summer Zone 4(-30°)	○ ● ☀
<b>'Pink'</b> •Soft pink blooms. Will re-bloom if deadheaded.	H8-10" W8-16"	Summer Zone 4(-30°)	○ ● ☀
<b>'Semi-Double Blue'</b> •Semi-double dark blue	H8-10" W8-16"	Summer Zone 4(-30°)	○ ● ☀
<b>'Semi-Double Lavender'</b> •Semi-double lavender	H8-10" W8-16"	Summer Zone 4(-30°)	○ ● ☀
<b>'Semi-Double Pink'</b> •Semi-double pink	H8-10" W8-16"	Summer Zone 4(-30°)	○ ● ☀
<b>'Semi-Double White'</b> •Semi-double white	H8-10" W8-16"	Summer Zone 4(-30°)	○ ● ☀
<b>'White'</b> •Pure white blooms	H8-10" W8-16"	Summer Zone 4(-30°)	○ ● ☀
<b>Pop Star Series (grandiflora)</b> Best branching and very compact.			
<b>'Blue'</b> •Giant star-shaped blue flower	H6-8" W8-10"	Summer Zone 3(-40°)	○ ● ☀ ☀
<b>'Pink'</b> •Soft pink large star-shaped blooms	H6-8" W8-10"	Summer Zone 3(-40°)	○ ● ☀ ☀
<b>'White'</b> •Huge white star-shaped flowers	H6-8" W8-10"	Summer Zone 3(-40°)	○ ● ☀ ☀

# PERENNIALS



PERENNIAL  
FAVORITES

**Polemonium *Jacob's Ladder*** Distinctive divided leaves consisting of delicate leaflets are displayed as a ladder effect on either side of the stems.

<b>boreale 'Heavenly Habit'</b> •Forms a neat compact clump of glossy, fern-like green foliage topped by fragrant blue blossoms with a yellow halo and white eye.	H10-12" W12-18"	Summer Zone 4(-30°)	☉ ☽ 🦋 ✂️ 🐇
<b>caeruleum 'Brize d'Anjou'</b> •Violet-blue with green and white variegated foliage.	H16-24" W8-18"	Summer Zone 4(-30°)	☉ ☽ 🦋 ✂️ 🐇
<b>'Polbress' <i>Bressingham Purple</i></b> •Forms a lush mound of deep green, ferny foliage which takes on dark purple tones in the spring and fall. Rich, deep blue flowers bloom on burgundy stems.	H24-30" W10-12"	Summer Zone 3(-40°)	☉ ☽ 🦋 ✂️ 🐇
<b>reptans 'Stairway to Heaven'</b> •Light blue with green and white variegated foliage.	H12-24" W8-18"	Summer Zone 4(-30°)	☉ ☽ 🦋 ✂️ 🐇
<b>reptans 'Touch of Class'</b> •Dark pink buds with pale blue flowers.	H10-14" W12-16"	Summer Zone 4(-30°)	☉ ☽ 🦋 ✂️ 🐇

## Polygonatum *Solomon's Seal*

<b>multiflorum 'Variegatum' *New*</b> •Graceful, unbranched stems neatly arranged with alternate, oval leaves on one side and clusters of small, pendulous, tubular white flowers on the other side. Variegated leaves with dark green and pale green streaks and narrow white margins.	H18-24" W18-24"	Early Summer Zone 3(-40°)	☽ ● ✂️ 🐇
--	--------------------	------------------------------	-------------

**Potentilla *Cinquefoil*** Flowers develop on new growth, cut back each year for more blooms. Wild rose-shaped flowers. Strawberry-like foliage.

<b>'Arc-en-Ciel'</b> •Orange-red with a double flower.	H12-18" W10-12"	Early Summer Zone 4(-30°)	☉ 🦋 🐇
<b>'Esta Ann'</b> •Beautiful yellow flowers with red centers. Will trail over the edge of a wall. Deadhead frequently to prolong flowering.	H12-18" W12-36"	Early Summer Zone 4(-30°)	☉ ☽ 🦋 🐇
<b>fruticosa 'Gibson's Scarlet'</b> •This clumping, bushy perennial bears clusters of single, extremely vibrant red flowers all summer.	H12-36" W12-36"	Early Summer Zone 5(-20°)	☉ 🦋 🐇
<b>'Mont d'Or' *New*</b> •Large golden, semi-double flowers with dark green toothed foliage.	H18-24" W18-24"	Early Summer Zone 4(-30°)	☉ ☽ 🦋
<b>nepalensis 'Ron McBeath'</b> •Pink with a crimson center.	H10-12" W12-24"	Early Summer Zone 3(-40°)	☉ 🦋 🐇
<b>'Red Giant' *New*</b> •Large red flowers above dark green foliage.	H12-14" W12-24"	Early Summer Zone 4(-30°)	☉ ☽ 🦋
<b>tonguei 'Staghorn Cinquefoil'</b> •Apricot with a deep red center.	H12-16" W12-16"	Early Summer Zone 4(-30°)	☉ 🦋 🐇

**Primula *Primrose*** Plant in moist, well drained soils. Great for shaded borders. Fully double, fragrant flowers in rich colors bloom profusely throughout the season.

<b>vulgaris 'Oakleaf Yellow Picotee' *New*</b> •Vigorous with a compact habit and extended bloom time. Flowers are yellow with a red edge that rise over oak shaped leaves.	H12-18" W12-14"	Spring-Fall Zone 4(-30°)	☽ ● 🦋
--	--------------------	-----------------------------	-------

## Belarina Series

<b>'Amethyst Ice' *Native &amp; Waterwise*</b> •Violet with a white edge.	H8-12" W8-12"	Spring-Fall Zone 4(-30°)	● ☽ 🦋
<b>'Buttercup'</b> •Rich buttery yellow.	H8-12" W8-12"	Spring-Fall Zone 4(-30°)	● ☽ 🦋
<b>'Cream'</b> •Creamy white.	H8-12" W8-12"	Spring-Fall Zone 4(-30°)	● ☽ 🦋
<b>'Lively Lilac'</b> •Lilac with a white edge.	H8-12" W12-14"	Spring-Fall Zone 4(-30°)	● ☽ 🦋





<b>'Pink Ice'</b> •Blush-pink	H8-12" W8-12"	Spring-Fall Zone 4(-30°)	
<b>'Nectarine'</b> •Orange, yellow, and magenta tones.	H8-12" W8-12"	Spring-Fall Zone 4(-30°)	
<b>'Valentine'</b> •Intense red.	H8-12" W8-12"	Spring-Fall Zone 4(-30°)	
<b>Prunella Self Heal</b> Short, upright plant with medium green foliage and snapdragon-like flowers.			
<b>grandiflora 'Bella Blue'</b> •Dark blue flowers appear on a dense, evergreen mounding mat.	H6-8" W8-10"	Late Spring-Early Summer Zone 5(-20°)	
<b>Pteroccephalus</b>			
<b>depressus Moroccan Pincushion Flower</b> •It grows as a mat of attractive grey-green, crinkled leaves and blooms large, mauve-pink flowers followed by furry, silver-pink seed heads.	H1-2" W14-18"	Late Spring Zone 5(-20°)	
<b>Pulmonaria Lungwort</b> A fine mildew resistant plant with a super strong upright habit. Heat and humidity tolerant. Leaves give rise to profuse clusters of flowers.			
<b>'High Contrast'</b> •This plant has striking dark green variegated leaves with ruffled margins and spotted with silver. Blooms emerge pink and mature to blue.	H8-12" W16-20"	Spring Zone 4(-30°)	
<b>'Raspberry Splash'</b> •Raspberry blooms with silver spotting on dark green, fuzzy foliage.	H8-12" W18-24"	Spring Zone 4(-30°)	
<b>'Shrimps on the Barbie'</b> •Amazing number of large, deep, shrimp-pink flowers; foliage is green with prominent white spots.	H6-18" W18-24"	Spring Zone 4(-30°)	
<b>'Silver Bouquet'</b> •Large coral to pink to violet flowers. It has very short stems from flower to foliage. Spectacular silver foliage.	H8-10" W14-22"	Spring Zone 4(-30°)	
<b>'Trevi Fountain'</b> •Cobalt blue with silver spotting on dark green, fuzzy foliage.	H8-12" W18-24"	Spring Zone 4(-30°)	
<b>'Victorian Brooch' *New*</b> •Clusters of up facing deep magenta-pink bells. The green leaves are lightly spotted in silver.	H10-12" W12-18"	Spring Zone 4(-30°)	
<b>Pulsatilla Pasque Flower</b> These plants grow ornamental clumps of low growing, deeply cut, hairy green leaves. Bell shaped solitary flowers appear atop thick stems before the foliage emerges. Foliage begins to grow as the flowers fade. Blooms are replaced by silvery, downy seedheads which are quite showy.			
<b>vulgaris Pasque Flower</b> •Wine-purple with yellow centers.	H6-10" W8-18"	Early Spring Zone 4(-30°)	
<b>vulgaris 'Prima Papagena'</b> •Mixture of creamy white, bright pink, dark red and light blue to violet. All have yellow centers.	H6-12" W8-18"	Early Spring Zone 4(-30°)	
<b>vulgaris 'Rubra'</b> •Rich plum color with yellow centers.	H8-12" W8-18"	Early Spring Zone 4(-30°)	
<b>vulgaris 'White Bells'</b> •White with yellow centers.	H6-8" W8-10"	Early Spring Zone 4(-30°)	
<b>Purshia Butterbrush</b>			
<b>mexicana Cliffrose *Native &amp; Waterwise*</b> •White, fragrant flowers with yellow stamens and tiny, blue-green leaves that are sticky to the touch. Great Basin native. Prefers dry, rocky soil.	H96-240" W36-60"	Spring-Summer Zone 4(-30°)	



## Ranunculus

The bowl shaped tightly packed petals are reminiscent of tissue paper flowers.

<b>asiaticus 'Mache Mix'</b> •Large, bright orange, scarlet and yellow blooms with dark green, refined foliage on mounded plants.	H12-18" W10-12"	Early Spring Zone 5(-20°)	○●✂
<b>asiaticus 'Sprinkles Dwarf Mix' *New*</b> •Compact version of Sprinkles, naturally round and compact. Mixed colors.	H8-10" W4-5"	Early Spring Zone 8(10°)	○●✂
<b>asiaticus 'Sprinkles Mix'</b> •Dwarf, double blooms of yellow, white, orange, and red.	H10-16" W4-6"	Early Spring Zone 8(10°)	○●✂

## Ratibida Mexican Hat

<b>columnifera var. pulcherrima Red Midget *Native &amp; Waterwise*</b> •Blooms have reddish-bronze petals that are on a slender cone. Green airy foliage. Heavy reseeder. A Great Plains native. Tolerant of heavy clay soils and low water.	H12-24" W18-24"	Summer Zone 4(-30°)	○ ♀ ♣ ⚡
--	--------------------	------------------------	------------

## Rhus Sumac

<b>aromatica Gro Low Fragrant Sumac *Native &amp; Waterwise*</b> •A low spreader with glossy green foliage and superb orange-red color. A low maintenance groundcover.	H18-24" W60-96"	Spring Zone 3(-40°)	○● ♀ ♣ ⚡
<b>trilobata Oakleaf Sumac *Native &amp; Waterwise*</b> •Attractive, glossy green leaves that turn bright red in fall. Flowers are chartreuse and inconspicuous. Late summer fruit is red.	H36-48" W72-94"	Spring Zone 4(-30°)	○● ♀ ♣ ⚡

## Rudbeckia Black-eyed Susan

These easy-to-grow perennials have golden, daisy-like flowers with black or purple centers. Rudbeckia's bright, summer-blooming flowers give the best effect when planted in masses in a border or wildflower meadow. Some species also have attractive grey-green foliage. In general, rudbeckias are relatively drought-tolerant and disease-resistant.

<b>'Denver Daisy'</b> •Yellow with a bronze center.	H18-28" W10-24"	Summer-Early Fall Zone 5(-20°)	○ ♀ ✂
<b>fulgida 'Goldsturm'</b> •Plants have a long season of bloom and a sturdy, upright habit. The gold daisy-like flowers have a distinct dark brown central cone and are held on branching stems. Top performer.	H18-30" W18-24"	Summer-Early Fall Zone 3(-40°)	○ ♀ ✂ ♣ ⚡
<b>fulgida 'Little Goldstar'</b> •Dwarf variety with similar characteristics to Goldsturm. This variety is compact, only reaching knee height. Well branched, flowering yellow.	H14-16" W14-16"	Summer-Early Fall Zone 3(-40°)	○ ♀ ✂ ♣ ⚡
<b>hirta 'Autumn Colors'</b> •Shades of yellow, orange, and rust.	H18-24" W12-18"	Summer-Early Fall Zone 6(-10°)	○ ♀ ✂
<b>hirta 'Cherokee Sunset'</b> •Semi-double rust-orange, brown and yellow.	H24-30" W8-12"	Summer-Early Fall Zone 6(-10°)	○ ♀ ✂
<b>hirta 'Cherry Brandy'</b> •Cherry-red with a chocolate center.	H20-24" W8-18"	Summer-Early Fall Zone 7(0°)	○ ♀ ✂
<b>hirta 'Irish Eyes'</b> •Lemon-yellow with an olive green center.	H24-30" W12-18"	Summer-Early Fall Zone 6(-10°)	○ ♀ ✂
<b>hirta 'Maya'</b> •This compact strain features fluffy, double flowers of golden yellow, with a kiss of green in the center.	H10-12" W14-18"	Summer-Early Fall Zone 7(0°)	○ ♀ ✂
<b>hirta 'Prairie Sun'</b> •Yellow with an orange ring around a green center.	H24-36" W18-24"	Summer-Early Fall Zone 5(-20°)	○ ♀ ✂
<b>hirta 'Ruby Ruby'</b> •Super large double to semi-double ruby wine petals with black centers on dwarf plants. Long blooming	H8-10" W8-10"	Summer-Early Fall Zone 7(0°)	○ ♀ ⚡
<b>hirta 'Sonora'</b> •Radiant gold flowers with a broad mahogany ring around dark centers. Compact bushy habit producing an abundance of flowers.	H12-14" W8-12"	Summer-Early Fall Zone 7(0°)	○ ♀ ✂
<b>triloba 'Blackjack Gold'</b> •Rounded petals of yellow-gold with a black cone.	H24-36" W18-24"	Summer-Early Fall Zone 3(-40°)	○ ♀ ✂

PERENNIAL FAVORITES



**Becky Series** This compact strain produces large black-eyed daisy flowers for months on end, in a wide range of shades from yellow through gold, orange and bronzy-red. Removing faded blossoms regularly will greatly increase the flowering time.

<b>'Cinnamon Bicolor'</b> •Large yellow and bronze bicolor blooms. Very compact and heat tolerant.	H10-16" W12-18"	Summer-Early Fall Zone 5(-20°)	○ ♀ ✂
<b>'Mix'</b> •Beautiful mixture of yellows and oranges that bloom in profusion on dwarf, well-branched plants.	H10-16" W12-18"	Summer-Early Fall Zone 5(-20°)	○ ♀ ✂

**Toto Series (hirta)** This compact strain produces large brown-eyed daisy flowers for months on end. Sshort-lived perennials but will self seed.

<b>'Lemon'</b> •Lemon-yellow	H8-12" W8-12"	Summer-Early Fall Zone 5(-20°)	○ ♀ ✂
<b>'Mix'</b> •Mixture of yellows and reds.	H8-12" W8-12"	Summer-Early Fall Zone 5(-20°)	○ ♀ ✂

**Sagina Moss** An extremely popular groundcover plant. This forms a very low moss-like carpet that produce tiny white flowers. Excellent for filling in between the cracks of flagstone paving or in the rock garden.

<b>subulata 'Aurea' Scotch Moss</b> •White flowers with bright, lime-green foliage.	H2-4" W14-18"	Late Spring Zone 4(-30°)	○ ◐
<b>subulata Irish Moss</b> •White flowers with dark green foliage.	H2-4" W14-18"	Late Spring Zone 4(-30°)	○ ◐

**Salvia Sage** Large and diverse group of hardy and tender perennials, annuals, and herbs. Fairly drought tolerant. Bright tubular flowers form on large showy spikes. Foliage is usually aromatic.

<b>'Amistad'</b> •Large, rich royal purple flowers.	H36-50" W36-48"	Summer-Fall Zone 5(-20°)	○ ◐ ♀ ☹️ 🌱
<b>dorrii hybrid Great Basin Sage *Native &amp; Waterwise*</b> •Rounded to spreading habit. Grey-green to silver-grey leaves. Aromatic. Whorls of small lavender-blue flowers with purple bracts and calyces appear at intervals along the upper section of the stems. Trim off seed heads and prune lightly for form after flowering. Member of the mint family.	H12-24" W12-24"	Summer Zone 5(-20°)	○ ♀ 🌱 ☹️ 🌱
<b>greggii 'Furmann's Red'</b> •Soft green leaves back the loose clusters of magenta-red flowers.	H18-24" W12-18"	Summer Zone 5(-20°)	○ ♀
<b>greggii 'Wild Thing'</b> •Stunning coral-pink blooms with dark green foliage.	H16-20" W12-14"	Summer Zone 6(-10°)	○ ♀
<b>nemorosa 'Blue By You' *New*</b> •Deep, violet-blue flowers.	H18-20" W18-20"	Early Summer Zone 4(-30°)	○ ♀ ☹️ ✂️ 🌱
<b>nemorosa 'Blauhugel' Blue Hills</b> •Light blue	H16-20" W18-24"	Summer Zone 4(-30°)	○ ♀ 🌱 ☹️
<b>nemorosa 'Caradonna'</b> •This variety has a rigidly upright habit and dark purple flower stems which accentuate the bright violet-blue flowers. Top Performer.	H18-24" W12-24"	Summer Zone 3(-40°)	○ ♀ 🌱 ☹️
<b>nemorosa 'Caramia'</b> •Compact, upright habit with good branch structure. Flowers in its first year. Dark stems produce dark blue blooms.	H14-18" W6-10"	Summer Zone 4(-30°)	○ ♀ 🌱 ☹️
<b>nemorosa 'Lyrical Rose'</b> •Produces a nonstop display of long, floriferous cluster of intense pink flowers.	H22-24" W22-24"	Early Summer Zone 4(-30°)	○ ♀ ☹️
<b>nemorosa 'Mainacht' May Night</b> •Produces dense spikes of deep, violet-purple flowers. Top Performer.	H18-24" W18-24"	Summer Zone 3(-40°)	○ ♀ 🌱 ☹️
<b>nemorosa 'Marcus'</b> •A dwarf salvia with deep, rich purple color, outstanding compact habit and incredible bloom time.	H10-12" W8-12"	Summer Zone 3(-40°)	○ ♀ 🌱 ☹️
<b>nemorosa 'Ostfriesland' East Friesland</b> •Heavy flowering of vivid, violet-purple spikes over a nicely textured leaf.	H16-24" W8-18"	Summer Zone 3(-40°)	○ ♀ 🌱 ☹️



## Salvia Sage Continued

<b>nemorosa 'Sallyrosa April Night'</b> •Blooms earlier and longer than others of its species. Dwarf variety that is strong, drought and mildew-tolerant. Dark purple blooms.	H12-14" W12-14"	Summer-Fall Zone 5(-20°)	○ ☀ ☕ 🐇
<b>nemorosa 'Schneehugel' Snow Hill</b> •An exceptionally long bloomer with numerous spikes of bright white flowers set against grey-green foliage.	H12-18" W12-18"	Summer Zone 3(-40°)	○ ☀ ☕ 🐇
<b>pachyphylla Mojave Sage *Native &amp; Waterwise*</b> •Intensely aromatic evergreen foliage. Silver-green leaves set off persistent mauve bracts that surround a rose flower.	H30-36" W24-36"	Summer-Fall Zone 5(-20°)	○ ☀ ☕ 🐇 🏔️

**Marvel Series (nemorosa)** This series flaunts ultra large flowers and the scented foliage helps keep deer and rabbits from nibbling.

<b>'Blue'</b> •Large spikes of deep blue flowers.	H12-18" W12-18"	Summer Zone 4(-30°)	○ ☀ ✂️ 🐇
<b>'Rose'</b> •Large spikes of deep rose flowers.	H10-12" W10-12"	Summer Zone 4(-30°)	○ ☀ ✂️ 🐇
<b>'Sky Blue' *New*</b> •Light blue flowers that required little to no maintenance.	H12-16" W12-18"	Summer Zone 4(-30°)	○ ☀ ✂️ 🐇

## Sanguisorba Burnet

<b>officinalis var. microcephala 'Little Angel' Burnet</b> •Spreading, evergreen, green and white variegated foliage topped with maroon button flowers on strong, slender stems.	H8-10" W10-12"	Summer Zone 4(-30°)	○ ☀ ✂️
---	-------------------	------------------------	--------

## Santolina

<b>virens 'Lemon Fizz'</b> •Chartreuse mounds of fragrant foliage with bright yellow flowers. Compact rounded habit.	H12-18" W12-24"	Summer Zone 6(-10°)	○ ☀ ☕ 🐇
---	--------------------	------------------------	------------

**Saponaria Soapwort** Called soapwort because crushing the leaves in water forms a lather that once was used as a soap. Thick, oval, dark green leaves covered with single flowers.

<b>lempergii 'Max Frei'</b> •Compact with branched, trailing stems of soft, blue-green oval leaves. Clusters of pink flowers cover the plant.	H8-16" W12-16"	Summer Zone 3(-40°)	○ ☀ ☕ 🐇
<b>ocymoides 'Soapwort'</b> •Plant forms a nice carpet of semi-evergreen foliage and produces small sprays of pink flowers.	H4-12" W18-24"	Spring Zone 4(-30°)	○ ☀ ☀

**Saxifraga Rockfoil** They are evergreen and form a dense mat of rosettes. Often used in rock gardens.

**Touran Series (arendsii)** This series offers a nice compact habit combined with an abundance of flowers.

<b>'Deep Red'</b> •Red flowers open from tiny buds on compact, green foliage that makes a great backdrop for short flower stems.	H2-6" W6-12"	Spring Zone 5(-20°)	○ ☀ 🐇
<b>'Pink'</b> •Forms a low evergreen cushion or mound of bright green leaves, bearing short stems of upfacing, cup-shaped bright-pink flowers.	H2-6" W6-12"	Spring Zone 5(-20°)	○ ☀ 🐇
<b>'Scarlet'</b> •Bright green leaves bearing short stems of upfacing, cup-shaped scarlet-red flowers.	H2-6" W6-12"	Spring Zone 5(-20°)	○ ☀ 🐇
<b>'White'</b> •Low mound of bright green leaves bearing short stems of upfacing, cup-shaped white flowers.	H2-6" W6-12"	Spring Zone 5(-20°)	○ ☀ 🐇



**Scabiosa Pincushion** Excellent border plant with soft green foliage. Flower stamens protrude, inspiring the name "Pincushion Flower". Exceptionally long blooming.

<b>columbaria 'Blue Note'</b> •Low mound of lacy, grey-green leaves bearing a very long display of small, button-shaped flowers in a soft lavender-blue shade.	H8-10" W8-12"	Summer Zone 5(-20°)	
<b>columbaria 'Butterfly Blue'</b> •Lavender-blue flowers sit atop wiry stems which hover over the short mound of ferny, basal foliage.	H12-18" W12-18"	Summer Zone 5(-20°)	
<b>columbaria 'Flutter Deep Blue'</b> •Deep blue flowers. Compact habit and shorter flower stems for a tidier look. Remove spent flowers for continual blooming.	H12-14" W10-12"	Early Summer Zone 5(-20°)	
<b>columbaria 'Flutter Pure White'</b> •Stunning, pure-white blooms on a compact habit with shorter flower stems for a tidier, more attractive garden.	H12-14" W10-12"	Early Summer Zone 5(-20°)	
<b>columbaria 'Flutter Rose Pink'</b> •Rose-pink flowers. Compact habit and shorter flower stems for a tidier look. Remove spent flowers for continual blooming.	H12-14" W10-12"	Early Summer Zone 5(-20°)	
<b>columbaria 'Flutter Vivid Violet'</b> •Large vivid violet flowers bloom on wiry stems with low, mounding, mildew-resistant foliage.	H12-18" W12-18"	Summer Zone 5(-20°)	
<b>columbaria 'Pink Mist'</b> •Pink flowers with a hint of lavender are borne atop wiry stems over a long period beginning in early summer. They hover over the short mound of ferny basal foliage. This is a reliable, long-blooming selection.	H12-18" W12-18"	Summer Zone 5(-20°)	
<b>japonica 'Ritz Rose'</b> •Delicate rosy pink pincushion flowers bloom over glossy green leaves.	H6-8" W6-8"	Summer Zone 5(-20°)	

**Scrophularia**

<b>macrantha Red Birds in a Tree *Native &amp; Waterwise*</b> •A very rare Penstemon relative. This plant has wands of red flowers that attract hummingbirds. Bird shaped flowers do not require deadheading. Its winding habit causes it to lean attractively on nearby plants for support.	H16-20" W14-18"	Summer-Fall Zone 4(-30°)	
---	--------------------	-----------------------------	--

**Scutellaria Skullcap**

<b>scordifolia 'Sky's Edge' (Pat Hayward)</b> •Intense violet-blue; flowers all summer.	H12-16" W16-20"	Summer-Fall Zone 5(-20°)	
--	--------------------	-----------------------------	--

**Sedum Creeping Stonecrop** Fleshy, succulent plants suited to the sunny rock garden or border. Extensive choice of foliage types, heights and colors.

<b>acre 'Utah' *New*</b> •Fast growing yellow to green tipped groundcover. Blooms yellow in spring with good fall color.	H2-3" W24-36"	Spring Zone 3(-40°)	
<b>album 'Coral Carpet'</b> •Pink flowers with coral and green foliage.	H2-6" W12-18"	Late Summer-Fall Zone 4(-30°)	
<b>cauticola 'Coca Cola'</b> •Pink flower with grey-green foliage.	H6-8" W10-12"	Late Summer-Fall Zone 4(-30°)	
<b>cauticola Lidakense</b> •Rounded, blue-grey leaves. Pink flowers are produced which age to carmine-red.	H2-4" W8-12"	Late Summer-Fall Zone 4(-30°)	
<b>dasyphyllum Major</b> •White flowers with silver-blue foliage.	H2-4" W8-12"	Late Summer-Fall Zone 4(-30°)	
<b>forsterianum 'Oracle'</b> •Bright yellow flowers with grey-green foliage.	H2-8" W12-18"	Late Summer-Fall Zone 4(-30°)	
<b>forsterianum 'Silver Stone'</b> •Yellow flowers with silver-blue foliage.	H6-10" W12-18"	Late Summer-Fall Zone 4(-30°)	



### Sedum *Creeping Stonecrop* Continued

<b>glaucophyllum <i>Creeping Stonecrop</i> *New*</b> •Prostrate, mat-forming evergreen. The leaves are blue-green, rounded, arranged in a dense spiral on the stems. Produces white flowers.	H2-4" W8-12"	Late Summer-Fall Zone 5(-20°)	○ ● ☪ ☹
<b>globosum 'Old Man Bones'</b> •Yellow flowers with dark green, globular, puffed foliage.	H2-4" W8-12"	Late Summer-Fall Zone 4(-30°)	○ ☪ ☹
<b>'Green Ball'</b> •Light green round foliage.	H2-4" W8-12"	Late Summer-Fall Zone 4 (-30°)	○ ☪
<b>hakonense 'Chocolate Ball'</b> •Chocolate colored foliage.	H2-6" W12-18"	Late Summer-Fall Zone 4(-30°)	○ ☪ ☹
<b>'Harvest Moon'</b> •Tight, tiny, silver and purple succulent rosettes produce stars of sunny yellow flowers.	H4-8" W8-10"	Summer-Fall Zone 3(-40°)	○ ☪ ☪ ☹
<b>'Little Missy'</b> •Pink flowers with a green and white variegation.	H2-4" W8-12"	Late Summer-Fall Zone 4(-30°)	○ ☪ ☹
<b>lineare 'Sea Urchin'</b> •Yellow flowers with a long, slender dark green foliage with a white edge.	H2-4" W24-36"	Late Summer-Fall Zone 4(-30°)	○ ☪ ☹
<b>'Little Miss Sunshine' *New*</b> •Dark green glossy foliage with yellow flowers.	H6-8" W18-20"	Late Spring-Summer Zone 3(-40°)	○ ☪ ☹
<b>lydium 'Mossy'</b> •Succulent, evergreen leaves turn bronzy-red in fall. Clusters of white flowers appear in early summer.	H2-4" W8-12"	Late Summer-Fall Zone 3(-40°)	○ ☪ ☹
<b>makinoi 'Limelight'</b> •Yellow flowers with lime-green foliage.	H2-4" W12-24"	Late Summer-Fall Zone 4(-30°)	○ ☪ ☹
<b>makinoi 'Ogon'</b> •Yellow flowers with gold foliage.	H2-4" W12-18"	Late Summer-Fall Zone 4(-30°)	○ ☪ ☹
<b>pachycados <i>Creeping Stonecrop</i></b> •Blue-green rosettes. Foliage edges are notched and scalloped. Tiny white star-shaped flowers appear in summer.	H2-3" W12-14"	Summer Zone 5(-20°)	○ ● ☪ ☹
<b>'Painted Pebble'</b> •Grey-green foliage with rosy pink blooms	H2-4" W8-12"	Late Summer-Fall Zone 4(-30°)	○ ☪
<b>pluricaule 'Island of Sakhalin'</b> •Silver-green with rose tipped foliage.	H4-6" W8-12"	Late Summer-Fall Zone 4(-30°)	○ ☪ ☹
<b>'Red Canyon'</b> •Low growing, with vibrant red-violet color and light pink flowers.	H4-6" W14-18"	Late Summer-Fall Zone 5(-20°)	○ ● ☪ ☪ ☹
<b>reflexum 'Blue Spruce'</b> •Yellow flowers with silvery-blue foliage.	H8-10" W18-24"	Late Summer-Fall Zone 4(-30°)	○ ☪ ☹
<b>'Rocky'</b> •Grey green foliage and pink blooms	H2-4" W8-12"	Late Summer-Fall Zone 4(-30°)	○ ☪
<b>rupestre 'Angelina'</b> •Golden yellow foliage.	H2-6" W12-24"	Late Summer-Fall Zone 4(-30°)	○ ☪ ☹
<b>rupestre 'Lemon Ball'</b> •Yellow needle-like foliage. Produces yellow flowers	H3-6" W10-12"	Late Summer-Fall Zone 3(-40°)	○ ● ☪ ☹
<b>rupestre 'Prima Angelina' *New*</b> •This variety has a denser, more compact habit. The needle shaped leaves are more vivid golden color than Angelina.	H3-6" W6-8"	Late Summer-Fall Zone 4(-30°)	○ ☪ ☹
<b>rupestre 'Silver'</b> •Yellow flowers with silver foliage.	H2-4" W10-12"	Late Summer-Fall Zone 4(-30°)	○ ☪ ☹
<b>sediforme 'Turquoise Tails Blue'</b> •Creamy yellow flowers with blue foliage.	H4-6" W8-12"	Late Summer-Fall Zone 4(-30°)	○ ☪ ☹
<b>sieboldii 'Aureo Mediovariegata'</b> •Pink flowers with blue and yellow variegated foliage.	H6-8" W8-18"	Late Summer-Fall Zone 4(-30°)	○ ☪ ☹



<b>sieboldii 'October Daphne'</b> •This lovely mound-like species splays out from the center like a miniature fountain. It has 1/2" rosy flowers in autumn and silver-green leaves with matching rosy margins.	H6-10" W12-18"	Late Summer-Fall Zone 3(-40°)	○ ☕ ☹
<b>spathulifolium 'Cape Blanco'</b> •Yellow flowers with blue-grey tiered foliage.	H2-4" W8-18"	Late Summer-Fall Zone 4(-30°)	○ ☕ ☹
<b>'Harvest Moon'</b> •Tight tiny silver and purple succulent rosettes hug the ground. Stars of sunny 2" yellow flowers adorn tops of this Sedum	H4-8" W8-10"	Late Summer-Fall Zone 4(-30°)	○ ☕ ☹
<b>spurium 'Red Carpet'</b> •Carmine red flower with burgundy foliage.	H2-6" W12-18"	Late Summer-Fall Zone 4(-30°)	○ ☕ ☹
<b>spurium 'Ruby Mantle'</b> •Pink flower with burgundy foliage.	H2-6" W12-18"	Late Summer-Fall Zone 4(-30°)	○ ☕ ☹
<b>spurium 'Summer Glory'</b> •Pink flower with dark green foliage.	H2-6" W12-18"	Late Summer-Fall Zone 4(-30°)	○ ☕ ☹
<b>spurium 'Tri-Color'</b> •Pink flowers with a white and green variegated foliage.	H2-6" W12-18"	Late Summer-Fall Zone 4(-30°)	○ ☕ ☹
<b>spurium 'Voodoo'</b> •Rose flower with dark purple foliage.	H2-6" W12-18"	Late Summer-Fall Zone 4(-30°)	○ ☕ ☹
<b>'Steel the Show' *New*</b> •A low, spreading plant that forms a solid mat of bright, blue green foliage.	H6-8" W14-16"	Late Summer-Fall Zone 3(-40°)	○ ☕ ☹
<b>takesimense 'Atlantis' *New*</b> •Low growing clumping succulent with bright green and cream variegated foliage. Yellow flowers.	H4-6" W10-12"	Late Summer-Fall Zone 4(-30°)	○ ☕ ☹
<b>ussurience 'Pink Beacon' *New*</b> •Dark green to bronze foliage. Carmine red flowers. Semi-upright habit.	H2-4" W12-15"	Late Summer-Fall Zone 4(-30°)	○ ☕ ☹
<b>ussurience 'Turkish Delight'</b> •Red flower with burgundy foliage.	H4-6" W8-12"	Late Summer-Fall Zone 4(-30°)	○ ☕ ☹
<b>Sunsparkler Series</b> This series boasts attractive succulent foliage, early fall flowering and extended bloom time. These groundcover Sedums grow larger flower clusters.			
<b>'Blue Elf'</b> •Steel-blue, tufted foliage rosettes with numerous lateral branches that elongate away from the center and produce tight clusters of dark pink flowers.	H6-12" W8-18"	Late Summer-Fall Zone 4(-30°)	○ ☕ ☹
<b>'Cherry Tart'</b> •Pink flowers with dark red foliage.	H6-12" W8-18"	Late Summer-Fall Zone 4(-30°)	○ ☕ ☹
<b>'Dazzleberry'</b> •Raspberry pink flowers with smokey-blue foliage.	H6-12" W8-18"	Late Summer-Fall Zone 4(-30°)	○ ☕ ☹
<b>'Firecracker'</b> •Pink flowers with red to green foliage.	H6-12" W8-18"	Late Summer-Fall Zone 4(-30°)	○ ☕ ☹
<b>'Jade Tuffet'</b> •A smaller upright Sedum with narrow shiny green leaves, cherry red stems, and masses of pink flowers.	H14-18" W8-18"	Late Summer-Fall Zone 4(-30°)	○ ☕ ☹
<b>'Lime Twister'</b> •Small lime-green leaves outlined in bright cherry-red produces pink flowers.	H6-12" W8-18"	Late Summer-Fall Zone 4(-30°)	○ ☕ ☹
<b>'Lime Zinger'</b> •Pink flowers with lime-green foliage.	H6-12" W8-18"	Late Summer-Fall Zone 4(-30°)	○ ☕ ☹
<b>'Wildfire'</b> •Red with pink edges, blooms pink flowers.	H6-12" W8-18"	Late Summer-Fall Zone 4(-30°)	○ ☕ ☹



## Sedum Upright *Stonecrop*

<b>'Autumn Fire'</b> •Rosy red flowers with green foliage.	H12-30" W18-24"	Late Summer-Fall Zone 4(-30°)	○ ♀ ♣ ⊗
<b>'Autumn Joy'</b> •Coppery pink flowers with green foliage.	H12-24" W18-24"	Late Summer-Fall Zone 4(-30°)	○ ♀ ♣ ⊗
<b>'Class Act'</b> •Mound of green succulent foliage topped with large, deep carmine-pink flower clusters that age to russet.	H18-23" W18-23"	Late Summer-Fall Zone 4(-30°)	○ ♀ ♣
<b>'Crystal Pink'</b> •Large flower heads of soft pink on shorter, sturdier stems than other varieties.	H9-12" W14-16"	Late Summer-Fall Zone 4(-30°)	○ ♀ ♣
<b>'Mr. Goodbud'</b> •Dark pink flowers with deep blue-green foliage.	H12-18" W18-20"	Late Summer-Fall Zone 4(-30°)	○ ♀ ♣ ⊗
<b>'Pink Bomb'</b> •Large, fleshy blue-green leaves on compact, succulent stems. Clusters of small, pink flowers turn burgundy with age.	H10-14" W12-18"	Late Summer-Fall Zone 4(-30°)	○ ♀ ♣ ⊗
<b>'Vera Jameson'</b> •Rose flower with silver-green foliage and rose stems.	H8-12" W12-18"	Late Summer-Fall Zone 4(-30°)	○ ♀ ♣ ⊗
<b>telephium 'Matrona'</b> •Red flowers with grey-green leaves edged in dark pink with purple stems.	H18-24" W12-18"	Late Summer-Fall Zone 4(-30°)	○ ♀ ♣ ⊗

## Touchdown Series (*telephium*) Compact, low habit, with superior vigor and multiple crowns that grow quickly.

<b>'Flame'</b> •Yellow flowers with dark red foliage.	H6-12" W12-16"	Late Summer-Fall Zone 4(-30°)	○ ♀ ♣ ⊗
<b>'Teak'</b> •Rose flowers with blue-green foliage.	H6-12" W12-16"	Late Summer-Fall Zone 4(-30°)	○ ♀ ♣ ⊗

## Sempervivum *Hen and Chicks* Well-known succulents with evergreen rosettes of leaves surrounded by smaller rosettes known as chicks. After flowering, the mother rosette dies to leave room for the chicks.

<b>arachnoideum 'Clairchin'</b> •Light green with fine silvery web-like hairs.	H2-6" W6-12"	Summer Zone 3(-40°)	○ ♣ ⊗
<b>arachnoideum 'Cobweb Buttons'</b> •Pale green with fine silvery web-like hairs.	H2-6" W6-12"	Summer Zone 3(-40°)	○ ♣ ⊗
<b>arachnoideum 'Forest Frost' *New*</b> •Produces gray threads that weave over tips of pale green rosettes with short spikes of pastel flowers.	H3-6" W6-8"	Summer Zone 3(-40°)	○ ⊗ ♣
<b>arachnoideum 'Hurricane'</b> •Ruby red leaves with dark green centers with web-like hairs.	H2-4" W6-12"	Summer Zone 3 (-40°)	○ ♣ ⊗
<b>arachnoideum 'Spumanti'</b> •Silver with rose tips and fine silvery web-like hairs.	H2-6" W6-12"	Summer Zone 3(-40°)	○ ♣ ⊗
<b>'Averill'</b> •Blue-green with red tips	H2-6" W6-12"	Summer Zone 3(-40°)	○ ♣ ⊗
<b>'Black'</b> •Green with dark red tips	H2-6" W6-12"	Summer Zone 3(-40°)	○ ♣ ⊗
<b>'Blue Boy'</b> •Blue-grey with lilac tips	H2-6" W6-12"	Summer Zone 3(-40°)	○ ♣ ⊗
<b>'Borisii' *New*</b> •Grows almost perfectly round balls of dense rosettes covered in fuzz. Green with purple tips.	H2-3" W2-3"	Summer Zone 3(-40°)	○ ⊗ ♣
<b>'Bronco'</b> •Dark green with red tips	H2-6" W6-12"	Summer Zone 3(-40°)	○ ♣ ⊗





<b>'Bronze Pastel'</b> •Rosettes of fleshy, oblong to broadly lance-shaped bronze to reddish-brown leaves and leafy stems bearing clusters of pink flowers.	H6-8" W6-8"	Summer Zone 5(-20°)	○ ♣ ☼
<b>'Brownii'</b> •Green with red tips.	H2-6" W6-12"	Summer Zone 3(-40°)	○ ♣ ☼
<b>calcareum 'Mrs. Giuseppi'</b> •Diamond shaped red tips on green leaves	H2-6" W6-12"	Summer Zone 4(-30°)	○ ♣ ☼
<b>'Carmen'</b> •Green with purple tips.	H2-6" W6-12"	Summer Zone 3(-40°)	○ ♣ ☼
<b>'Commander Hay'</b> •Deep red and green.	H2-6" W6-12"	Summer Zone 3(-40°)	○ ♣ ☼
<b>'Dea'</b> •Soft green with red tips.	H2-6" W6-12"	Summer Zone 3(-40°)	○ ♣ ☼
<b>'Desert Bloom'</b> •Rose tinted grey-green.	H2-6" W6-12"	Summer Zone 3(-40°)	○ ♣ ☼
<b>'Director Jacobs'</b> •Showy maroon velvet leaves; color holds well.	H2-6" W6-12"	Summer Zone 3(-40°)	○ ♣ ☼
<b>'Emerald Empress'</b> •Medium-sized rosettes of emerald-green, flushed bronze in the cool months. Short spikes of pastel flowers appear in summer.	H4-8" W6-12"	Summer Zone 3 (-40°)	○ ♣ ☼
<b>'Firebird' *New*</b> •Blue green rosettes with reddish centers.	H2-3" W2-3"	Summer Zone 3(-40°)	○ ☼ ♣
<b>'Fuzzy Wuzzy'</b> •Green with fuzzy white tips.	H2-6" W6-12"	Summer Zone 3(-40°)	○ ♣ ☼
<b>'Glowing Embers' *New*</b> •Bright rose-red succulent leaves, having light gray-green hearts in spring which flush to bronze in winter.	H2-3" W4-6"	Summer Zone 3(-40°)	○ ☼ ♣
<b>'Green Wheels'</b> •Bright green with maroon tips. New plants grow between the leaves.	H2-6" W6-12"	Summer Zone 3(-40°)	○ ♣ ☼
<b>'Henry's Black'</b> •Green at the base with deep red-brown at the tips	H3-4" W6-8"	Summer Zone 3(-40°)	○ ☼ ♣
<b>'Hopewell'</b> •Lemon-lime green with red tips.	H2-6" W6-12"	Summer Zone 3(-40°)	○ ♣ ☼
<b>'Jade Rose'</b> •Rose with green tips.	H2-6" W6-12"	Summer Zone 3(-40°)	○ ♣ ☼
<b>'Jubilee'</b> •Narrow velvet leaves are green bordered in pink.	H2-6" W6-12"	Summer Zone 3(-40°)	○ ♣ ☼
<b>'Kalinda'</b> •The large succulent leaves are held in tight green heads with burgundy tips.	H2-6" W6-12"	Summer Zone 3(-40°)	○ ♣ ☼
<b>'Lavender and Old Lace'</b> •Green with red tips.	H2-6" W6-12"	Summer Zone 3(-40°)	○ ♣ ☼
<b>'Lilac Time'</b> •Lilac, blue-grey tinted variety.	H2-3" W2-4"	Summer Zone 3 (-40°)	○ ♣ ☼
<b>'Mona Lisa'</b> •Red with soft green and minor cobwebbing in the center.	H2-6" W6-12"	Summer Zone 3(-40°)	○ ♣ ☼
<b>'Oddity'</b> •These green leaves curl into a tube. During the colder months, the leaves are tipped in red.	H2-6" W6-12"	Summer Zone 3(-40°)	○ ♣ ☼
<b>'Pacific Blue Ice'</b> •This selection is icy blue-green in color, becoming flushed with rose towards the center, especially in cooler weather. This elegant yet very hardy perennial has a unique cupped form and makes rounded rosettes.	H3-4" W8-12"	Summer Zone 3 (-40°)	○ ♣ ☼



## Sempervivum *Hen and Chicks* Continued

<b>'Pacific Mayfair Imperial'</b> •Green with brushed red tips on the center leaves. Each leaf has a hairy edge to it.	H4-6" W4-8"	Summer Zone 4(-30°)	○ ♣ ☼
<b>'Pekinese'</b> •Pale green and pink with fine silvery web-like hairs.	H2-6" W6-12"	Summer Zone 3(-40°)	○ ♣ ☼
<b>'Pilioseum'</b> •This plant forms medium to large rosettes of gray-green outer leaves with dark reddish centers. These rosettes have a rounded, semi-loose form.	H3-4" W8-12"	Summer Zone 3(-40°)	○ ☼ ♣
<b>'Pruhonice'</b> •Large velvety rosettes of green in the center with a flush of crimson at the tips.	H2-6" W6-12"	Summer Zone 3(-40°)	○ ♣ ☼
<b>'Purple Passion'</b> •Medium-size, dark purple rosettes with a touch of green in the edges.	H2-6" W6-12"	Summer Zone 3(-40°)	○ ♣ ☼
<b>'Red Beauty'</b> •Red with green centers.	H2-6" W6-12"	Summer Zone 3(-40°)	○ ♣ ☼
<b>'Red Nails'</b> •This miniature selection is lightly webbed with blue-green rosettes, each tip dipped in burgundy.	H2-4" W2-8"	Summer Zone 3 (-40°)	○ ♣ ☼
<b>'Red Rubin'</b> •Large rosettes of lemon lime green, with pink blush on the newer leaves.	H2-6" W6-12"	Summer Zone 3(-40°)	○ ♣ ☼
<b>'Reinhardt' *New*</b> •Apple green rosettes with near black tips.	H2-3" W8-12"	Summer Zone 3(-40°)	○ ☼ ♣
<b>'Rita Jane'</b> •Grey-green with red tips.	H2-6" W6-12"	Summer Zone 3(-40°)	○ ♣ ☼
<b>'Rocknoll Rosette'</b> •Dark burgundy-red leaves with green at the base.	H2-4" W6-8"	Summer Zone 3(-40°)	○ ♣ ☼
<b>'Rojin'</b> •Medium sized rosettes that are deep red.	H2-6" W6-12"	Summer Zone 3(-40°)	○ ♣ ☼
<b>'Rubikon'</b> •Ruby red	H2-6" W6-12"	Summer Zone 3(-40°)	○ ♣ ☼
<b>'Ruby Heart'</b> •Silvery blue to blue-green leaves which are flushed rosy red at the base.	H2-6" W6-12"	Summer Zone 3(-40°)	○ ♣ ☼
<b>'Sanford'</b> •Forms large rosettes of deep red, sharply pointed leaves.	H2-6" W6-12"	Summer Zone 3(-40°)	○ ♣ ☼
<b>'Saturn'</b> •Rings of red, pink, and green.	H2-6" W6-12"	Summer Zone 3(-40°)	○ ♣ ☼
<b>'Silverine'</b> •Silver-green with red-purple base.	H2-6" W6-12"	Summer Zone 3(-40°)	○ ♣ ☼
<b>'Shirley's Joy'</b> •Grey-green with very fuzzy tips	H1-2" W3-5"	Summer Zone 3 (-40°)	○ ♣ ☼
<b>'Spring Beauty'</b> •Lemon-lime	H2-6" W6-12"	Summer Zone 3(-40°)	○ ♣ ☼
<b>'Sunset'</b> •Green with dark tips.	H2-6" W6-12"	Summer Zone 3(-40°)	○ ♣ ☼
<b>'Thunder'</b> •Solid dark burgundy	H2-6" W6-12"	Summer Zone 3(-40°)	○ ♣ ☼
<b>'Twilight Blue'</b> •Lavender-grey-green	H2-6" W6-12"	Summer Zone 3(-40°)	○ ♣ ☼
<b>tectorum 'Fire Dragon'</b> •Green rosettes with sharp red tips that look like a dragon's scales.	H2-6" W6-12"	Summer Zone 3(-40°)	○ ♣ ☼



**Chick Charms Series** Exemplary colors, forms and hardiness

<b>'Appletini' *New*</b> •Bicolor green with dark burgundy tips	H1-2" W8-12"	Summer Zone 3(-40°)	○ ♣ ⊗
<b>'Gold Nugget' *New*</b> •Bicolor gold foliage tipped in red	H2-3" W8-12"	Summer Zone 3(-40°)	○ ♣ ⊗
<b>'Mint Marvel' *New*</b> •Bicolor dark green with dark burgundy tips	H2-3" W8-12"	Summer Zone 3(-40°)	○ ♣ ⊗
<b>'Pineapple Paradise' *New*</b> •Gold with red centers	H2-3" W8-12"	Summer Zone 3(-40°)	○ ♣ ⊗

**Jovibarba** This plant is a miniature Sempervivum but with round, ball-shaped chicks that roll off the mother to find a new home.

<b>heuffellii 'Bulgaria'</b> •Forms rosettes of green leaves with purple-brown tips.	H2-6" W6-12"	Summer Zone 3(-40°)	○ ♣ ⊗
<b>heuffellii 'Hedgehog'</b> •Vivid green and deep maroon rosettes with many rollers that form a dense mat.	H2-6" W6-12"	Summer Zone 3(-40°)	○ ♣ ⊗
<b>heuffellii 'Lively Bug'</b> •Red with a green center and fine silvery web-like hairs.	H2-6" W6-12"	Summer Zone 3(-40°)	○ ♣ ⊗
<b>hirta 'Emerald Spring'</b> •Vivid red and green rosettes with many red rollers that form a dense mat.	H2-6" W6-12"	Summer Zone 3(-40°)	○ ♣ ⊗
<b>sobolifera 'Rolling'</b> •This species produces small, bright green rosettes with chicks of tiny, red balls sitting on top. Short spikes of pale yellow flowers appear in summer.	H2-6" W6-12"	Summer Zone 3(-40°)	○ ♣ ⊗

**Rosularia**

<b>chrysantha <i>Yellow Hen and Chicks</i></b> •Creamy yellow star shaped flowers of 8-16 petals.	H2-6" W2-6"	Summer Zone 3(-40°)	○ ♣ ⊗
--	----------------	------------------------	-------

**Sidalcea Checkermallow**

<b>acaulis <i>Pink Checkermallow</i> *Native &amp; Waterwise*</b> •Tall stems of delicate hollyhock-like blossoms of white to rosy pink.	H24-36" W14-18"	Spring-Summer Zone 4(-30°)	○ ◐ ♣ ▲
---	--------------------	-------------------------------	------------

**Silene Catchfly** Flowers similar to Lychnis but mostly low growing for rock gardens, walls or edging.

<b>'Rolly's Favorite'</b> •Bubblegum pink flowers flutter above dark green, foliage.	H14-20" W12-16"	Summer Zone 4(-30°)	○ ◐ ♣
<b>schafta 'Persian Carpet'</b> •More compact and richer flowering than splendens, producing a carpet of soft pink blooms.	H4-6" W8-12"	Summer Zone 4(-30°)	○ ♣

**Solidago Golden Rod** A native plant with branching clusters of flowers and deep green foliage. A long, summer blooming plant.

<b>'Little Lemon'</b> •This petite plant is easy to grow and provides a showy splash of lemon-yellow.	H8-14" W12-18"	Late Summer-Fall Zone 4(-30°)	○ ♣ ⊗
<b>rugosa 'Fireworks'</b> •Clump forming perennial with electric yellow flowers.	H36-48" W24-36"	Fall Zone 4(-30°)	○ ♣ ⊗
<b>sphacelata 'Golden Fleece'</b> •Small growing goldenrod with sprays of arching golden-yellow flower spikes. A strong and compact plant.	H12-15" W18-24"	Late Summer-Fall Zone 4(-30°)	○ ◐ ♣ ⊗



## Sphaeralcea Globemallow

<b>ambigua Desert Mallow</b> *Native & Waterwise* •Large orange 1" flowers appear on grey, almost fuzzy foliage.	H12-36" W12-36"	Late Spring-Summer Zone 6(-10°)	○ ♀ ☪ ▲
<b>coccinea Scarlet Globemallow</b> *Native & Waterwise* •Large, delicate flowers are scarlet-orange around the edges and cream colored in the center. Foliage is made up of clusters of grey-green leaves which are covered with distinctive stellate hairs.	H6-12" W12-18"	Late Spring-Summer Zone 4(-30°)	○ ♀ ☪ ▲
<b>grossularifolia Gooseberry-leaf Globemallow</b> *Native & Waterwise* •Star-shaped flowers are light orange in color. Deeply divided leaves are a light green.	H18-36" W12-24"	Summer Zone 4(-30°)	○ ♀ ☪ ▲
<b>munroana Munro Globemallow</b> *Native & Waterwise* •Bright-green foliage on slender stems with numerous five-petaled, salmon-orange flowers on leafy spikes. The foliage is thin and round toothed.	H12-24" W18-24"	Summer Zone 4(-30°)	○ ♀ ☪ ▲

## Stachys Betony Low spreading mat of woolly silver-grey leaves with spikes of flowers.

<b>byzantina 'Countess Helen von Stein'</b> •Velvet silver-green foliage.	H12-18" W18-24"	Insignificant Zone 4(-30°)	○ ☪
<b>byzantina 'Silver Carpet'</b> •Woolly silver foliage.	H8-12" W8-18"	Insignificant Zone 4(-30°)	○ ☪
<b>officinalis 'Hummelo'</b> •Purple with green foliage.	H18-20" W8-12"	Early Summer Zone 4(-30°)	○ ☪

## Stanleya Prince's Plume

<b>pinnata Prince's Plume</b> *Native & Waterwise* •Elegant and long blooming; mostly used as a background or accent plant. Plume-like, showy-yellow flowers. Leaves are silver-green and have a ferny texture.	H12-48" W14-18"	Summer Zone 4(-30°)	○ ☪ ▲
--	--------------------	------------------------	-------

## Tanacetum Painted Daisy Lacy fern-like foliage. Daisy-like flowers 2 1/2" wide that bloom on wiry stems.

<b>densum ssp. amani Partridge Feather</b> *Native & Waterwise* •Soft spreading silver-white foliage with feather-like texture and yellow button flowers. Plant Select	H8-10" W8-12"	Early Summer Zone 4(-30°)	○ ☪ ▲
<b>vulgare 'Isla Gold' Tansy</b> •Grown mainly for its fantastic lime-green, aromatic foliage.	H24-36" W18-24"	Summer Zone 3(-40°)	○ ☪ ♀ ☪

## Robinson's Series (coccineum) These plants have foliage that is bright green and ferny, with upright stems bearing loads of single yellow-eyed daisies.

<b>'Crimson'</b> •Produces scarlet-red flowers which measure 2.5" wide and are daisy-like with a bright yellow center. It has interesting ferny foliage much like that of yarrow.	H24-36" W12-18"	Summer Zone 3(-40°)	○ ♀ ✂
<b>'Mix'</b> •Produces a colorful assortment of white, pink and red flowers. They measure 2.5" wide and are daisy-like with a bright yellow center. It has interesting ferny foliage much like that of yarrow.	H24-36" W16-20"	Summer Zone 3(-40°)	○ ♀ ✂

## Tetranuris (Hymenoxys) Sundancer Daisy

<b>acaulis'</b> •Easy to establish and well behaved. Compact plant with bright yellow daisy-like flowers. Native Roots Selection	H4-6" W6-8"	Early Spring-Summer Zone 4(-30°)	○ ♀ ☪ ☪ ▲
<b>acaulis v. arizonica 'Sol Dancer'</b> *Native & Waterwise* •Produces numerous, airy, yellow flowers 1 - 2 1/2" wide that suspend above a tuft of light green basal foliage. Requires minimal deadheading. <b>Sego Supreme</b>	H12-18" W12-14"	Early Spring-Summer Zone 3(-40°)	○ ☪ ☪ ▲
<b>scaposa 'Four-Nerve Daisy'</b> •Short, upright perennial with a woody base. Long narrow leaves of grey-green foliage form a clump from which the flower stems arise. Bright yellow flowers can cover the entire plant.	H4-8" W6-8"	Early Spring Zone 4(-30°)	○ ☪ ☪ ▲

PERENNIAL FAVORITES



**Teucrium *Germander***

<b>aroonium 'Majoricum'</b> •This grey-green leaved, evergreen groundcover adds quite a sparkle to any xeristrip or low water-use bed, border and rock garden. Delightfully fragrant with a sweet honeysuckle scent. Purple-mauve colored blooms.	H12-18" W24-36"	Late Spring-Summer Zone 4(-30°)	○ ● ♣ ♣ ♣
<b>chamaedrys 'Prostratus'</b> •Extremely low-growing. The glossy, dark green leaves are small with serrated margins and produce pink-purple blossoms.	H6-10" W24-36"	Late Spring-Summer Zone 4(-30°)	○ ● ♣ ♣
<b>chamaedrys 'Germander'</b> •Dwarf evergreen shrubby plant with glossy green foliage. Short spikes of rosy purple flowers.	H12-24" W8-10"	Summer Zone 4(-30°)	○ ● ♣

**Thalictrum *Meadow Rue***

<b>aquilegifolium <i>Meadow Rue</i></b> •Clusters of fluffy lilac flowers are held above foliage that is soft green and clump forming.	H24-30" W18-24"	Summer Zone 4(-30°)	○ ● ♣ ♣
<b>aquilegifolium 'Thundercloud' *New*</b> •One of the showiest Meadow-Rues that produces large fluffy heads of rich rosy violet stamens and dark purple double florets.	H36-48" W9-15"	Summer Zone 4(-30°)	○ ● ♣ ✂
<b>'Purplelicious' *New*</b> •Purple flower clusters on dark purple stems with fern-like green leaves. Compact growth habit and it's perfect for small gardens.	H12-14" W8-10"	Summer Zone 5(-20°)	○ ● ♣ ✂

**Thymus *Creeping Thyme*** Bushy or mat-forming herbs with small aromatic leaves and short spikes of flowers. Creeping habit makes an attractive ground cover.

<b>citriodorus 'Archers Gold'</b> •Pink flowers with gold foliage and a citrus fragrance.	H2-6" W8-12"	Spring-Summer Zone 4(-30°)	○ ♣
<b>citriodorus 'Doone Valley'</b> •Purple flowers with white and green variegated foliage and a citrus fragrance.	H2-6" W8-12"	Spring-Summer Zone 4(-30°)	○ ♣
<b>'Juniper'</b> •Plants form a low, shrubby evergreen clump of tiny grey-green leaves, bearing clusters of soft-pink flowers.	H2-6" W8-12"	Spring-Summer Zone 4(-30°)	○ ♣
<b>pseudolanuginosus <i>Woolly</i></b> •Pink with woolly, silver-grey foliage.	H2-6" W8-12"	Spring-Summer Zone 4(-30°)	○ ♣
<b>'Reiter' *New*</b> •Bushy or mat-forming herbs with small aromatic leaves and short spikes of flowers. Creeping varieties make an attractive ground cover.	H2-3" W25-30"	Spring-Summer Zone 4(-30°)	○ ♣
<b>'Spicy Orange'</b> •Lavender-pink flowers and a citrus fragrance.	H2-6" W8-12"	Spring-Summer Zone 4(-30°)	○ ♣
<b>serpyllum 'Elfin'</b> •Spectacular ornamental herb with purple blooms and tiny evergreen leaves.	H2-6" W12-24"	Spring-Summer Zone 4(-30°)	○ ♣
<b>serpyllum 'Magic Carpet'</b> •This plant produces pink rounded flower heads with lemon scented foliage.	H2-6" W12-24"	Spring-Summer Zone 4(-30°)	○ ♣
<b>serpyllum 'Pink Chintz'</b> •Salmon-pink flowers cover fuzzy, grey-green leaves.	H2-6" W12-24"	Spring-Summer Zone 4(-30°)	○ ♣



## Tradescantia Spiderwort

Delightful three-petal flowers atop grass-like foliage.

<b>'Amethyst Kiss'</b> •Large clusters of periwinkle blue flowers with dark yellow stamens; one of the longest blooming Spiderworts.	H12-18" W12-18"	Early Summer Zone 4(-30°)	○ ● ♀
<b>'Concord Grape'</b> •Triangular violet-blue flowers with fuzzy purple stamens tipped with golden yellow pollen over blue-green foliage.	H14-20" W18-24"	Early Summer Zone 4(-30°)	○ ● ♀
<b>'Red Cloud'</b> •Triangular, rose-purple blossoms. Each 3-petaled flower only lasts for one day, but due to the plants bud count it will be in color for up to eight weeks. The flowers are self-cleaning.	H14-20" W18-24"	Early Summer Zone 4(-30°)	○ ● ♀
<b>'Zwanenburg Blue'</b> •Large flowers in a rich violet-blue shade.	H14-20" W18-24"	Early Summer Zone 4(-30°)	○ ● ♀

## Trifolium Dutch Clover

<b>repens 'Dark Dancer'</b> •Vigorous grower with dark, purple-black, clover-shaped leaves and white flowers that makes a spectacular groundcover. Intermingles well with other plants in mixed beds or containers.	H6-8" W10-18"	Summer Zone 4(-30°)	○ ●
--	------------------	------------------------	-----

## Trollius Globeflower

<b>chinensis 'Golden Queen'</b> •Blossoms are a golden orange. A great performer for high elevation areas with a long bloom life. Prefers moist, fertile soil. Use along ponds, streams, and water gardens.	H30-36" W18-24"	Early Summer Zone 3(-40°)	○ ● ♀ ✂ 🌱
<b>cultorum 'Alabaster'</b> •Creamy yellow semi-double flowers.	H23-27" W16-18"	Early Summer Zone 3(-40°)	○ ● ♀ ✂
<b>cultorum 'Cheddar'</b> •Semi-double, butter yellow flowers.	H25-27" W18-23"	Early Summer Zone 3(-40°)	○ ● ✂ 🌱
<b>europaeus 'Lemon Supreme'</b> •This is a compact variety that forms a tidy compact clump of attractive lobed, dark green, toothed leaves. Plump, rounded, yellow buds open to bright lemon yellow, bowl-shaped blossoms.	H8-12" W8-10"	Early Summer Zone 4(-30°)	○ ● ♀ ✂
<b>europaeus 'Superbus'</b> •Lemon yellow flowers with large, round leaves divided into fairly broad sections with very toothed edges.	H18-36" W18-24"	Early Summer Zone 3(-40°)	○ ● ♀ ✂ 🌱

## Uvularia Bellwort

<b>grandiflora Bellwort *New*</b> •It is a clump-forming, erect plant with somewhat bell-shaped, yellow flowers with six, partially twisted tepals and partially twisted, bright green leaves.	H18-24" W12-18"	Mid - Late Spring Zone 4(-30°)	○ ● ✂ 🌱
---	--------------------	-----------------------------------	---------

## Veronica Speedwell

<b>austrica 'Venice Blue' Creeping Speedwell</b> •Large bright blue flowers and attractive habit, spires are short but multi-floral.	H10-12" W10-12"	Early Spring Zone 4(-30°)	○ ● 🌱
<b>'Christy' Creeping Speedwell</b> •Forms a low mound of small, serrated green leaves, with short spikes of starry, medium-blue flowers with a tiny white eye.	H6-8" W12-18"	Spring Zone 4(-30°)	○ ● ♀
<b>'Giles Van Hees'</b> •The dwarf, compact, dark green foliage forms a nice mound topped by bright pink flower spikes.	H6-14" W8-12"	Summer Zone 4(-30°)	○ ● ♀
<b>liwanensis Turkish Creeping Speedwell</b> •Masses of cobalt-blue flowers, backed by rugged deep green leaves.	H2-4" W12-18"	Spring Zone 4(-30°)	○ ● ♀
<b>longifolia 'First Choice'</b> •Compact, low mound of attractive deep green foliage, bearing numerous spikes of lavender flowers.	H16-20" W10-18"	Summer Zone 4(-30°)	○ ● ♀



<b>longifolia 'First Glory'</b> •Compact, clump forming plant of glossy green leaves with true blue blossoms on upright spikes.	H12-18" W12-18"	Summer Zone 4(-30°)	 
<b>longifolia 'First Kiss'</b> •This forms a mound of attractive deep green foliage, bearing numerous spikes of soft pink flowers.	H22-24" W20-22"	Summer Zone 4(-30°)	 
<b>longifolia 'First Lady'</b> •A compact plant that forms a low mound of deep green foliage, producing pure white flowers that grow on upright spikes.	H12-18" W12-18"	Summer Zone 4(-30°)	 
<b>longifolia 'First Love'</b> •This forms a low mound of green foliage, bearing spikes of glowing fluorescent-pink flowers.	H10-12" W12-18"	Summer Zone 4(-30°)	 
<b>longifolia 'First Match'</b> •This forms a mound of attractive deep green foliage, bearing numerous spikes of attractive dark pink flowers.	H22-24" W20-22"	Summer Zone 4(-30°)	 
<b>longifolia 'First Memory'</b> •This forms a mound of attractive deep green foliage, bearing numerous spikes of nice, soft blue flowers.	H22-24" W20-22"	Summer Zone 4(-30°)	 
<b>peduncularis 'Georgia Blue' Creeping Speedwell</b> •Powder blue with a small white center; foliage is a dark purple and green.	H4-6" W12-18"	Early Spring Zone 3(-40°)	 
<b>'Perfectly Picasso'</b> •Paintbrush-like spikes with white buds opening to light pink blooms atop dark green foliage.	H22-26" W22-24"	Summer Zone 4(-30°)	
<b>prostrata 'Whitewater' Creeping Speedwell</b> •Pure white flowers with glassy, dark green foliage which turns burgundy in fall.	H2-6" W12-18"	Early Spring Zone 4(-30°)	
<b>'Purpleicious'</b> •This is the darkest flowered form of spiked Veronica. It is a bushy and compact grower that is free flowering and long blooming. The densely packed, dark purple spikes are displayed above dark green foliage.	H16-24" W12-18"	Summer Zone 4(-30°)	 
<b>'Reavis' Crystal River Creeping Speedwell</b> •Pale lavender-blue with a small white center.	H2-4" W12-18"	Late Spring Zone 4(-30°)	
<b>'Royal Rembrandt'</b> •Violet-purple paintbrush-like spikes atop dark green foliage.	H18-22" W18-22"	Summer Zone 4(-30°)	 
<b>'Snowmass'</b> •Small, four-petaled white flowers with a blue eye.	H1-2" W14-18"	Summer Zone 3(-40°)	
<b>spicata 'Royal Candles'</b> •Masses of violet-blue spikes grow up above the compact, upright, deep green foliage.	H12-18" W12-18"	Summer Zone 4(-30°)	 
<b>spicata 'Snow Candles'</b> •A compact white version of 'Royal Candles' that produces pure white flowers.	H8-10" W8-10"	Summer Zone 4(-30°)	 
<b>'Tidal Pool' Creeping Speedwell</b> •Heavy blooms of small, bright violet-blue flowers on prostrate mats. Dense and fast spreading with silvery blue-green leaves.	H2-4" W20-30"	Summer Zone 4(-30°)	
<b>'Very Van Gogh'</b> •More compact variety with purple spikes that have a very long bloom season.	H18-22" W20-24"	Summer Zone 4(-30°)	 
<b>'Waterperry Blue' Creeping Speedwell</b> •Sky blue with a small white center.	H4-6" W12-18"	Summer Zone 4(-30°)	
<b>Vinca Periwinkle</b>			
<b>minor Alba</b> •A rare, beautiful white flowered evergreen plant with smaller leaves.	H4-6" W12-18"	Summer Zone 4(-30°)	
<b>minor 'Bowles Cunningham'</b> •Violet-blue flowers against small, glossy lime-green leaves edged with white. Evergreen foliage.	H2-4" W12-18"	Summer Zone 5(-20°)	

# PERENNIALS



PERENNIAL  
FAVORITES

**Viola Sweet Violet** Hardy perennial has fragrant, Pansy blooms with trailing, compact, dark green foliage. Does best during cool weather.

<b>'Bengal Tiger' *New*</b> •This variety has fragrant yellow flowers with black whiskers, the petals flushed with rose on the backside.	H6-10" W9-12"	Spring Zone 4(-30°)	◐ ●
<b>cornuta 'Etain'</b> •Lemon-yellow with a lavender edge.	H4-6" W8-10"	Spring Zone 4(-30°)	● ◐
<b>corsica 'Corsican Violet'</b> •Deep violet-blue with a tiny yellow center.	H4-6" W8-10"	Spring Zone 4(-30°)	● ◐

## Celestial Series (cornuta)

<b>'Blue Moon'</b> •Creamy white flowers, lightly washed in sky-blue and accented by bright yellow eyes.	H6-8" W8-10"	Spring Zone 4(-30°)	○ ◐
<b>'Northern Lights'</b> •Purple with a yellow face.	H4-6" W8-12"	Spring Zone 4(-30°)	● ◐
<b>'Starry Night'</b> •Dusky lavender with a brush of primrose in the center.	H4-6" W8-12"	Spring Zone 4(-30°)	● ◐
<b>'Twilight'</b> •Lilac with a yellow face.	H4-6" W8-12"	Spring Zone 4(-30°)	● ◐

## Zauschneria (Epilobium) Hummingbird Trumpet

<b>canuum 'Everett's Choice'</b> •Known for its gray-green foliage and long blooming life. Blooms brightly with its orange-red tubular flowers held above the foliage.	H6-12" W12-24"	Late Summer-Fall Zone 5(-20°)	○ ♀ ☼ ♀ ▲
<b>canuum 'Sierra Salmon' *New*</b> •Cool late blooming with silver foliage and soft coral flowers.	H8-12" W12-24"	Late Summer-Fall Zone 5(-20°)	○ ♀ ♀ ▲
<b>canuum 'Summer Snow' *New*</b> •Bright white tubular flowers over a low growing, spreading mat.	H10-12" W12-18"	Summer-Fall Zone 5(-20°)	○ ◐ ♀ ♀ ✂ ▲
<b>canuum 'Wasatch Fire' *Native &amp; Waterwise*</b> •Bright red wildflower of tubular blooms over bright green foliage.	H4-6" W15-18"	Summer-Fall Zone 5(-20°)	○ ◐ ♀ ♀ ✂ ▲
<b>garrettii 'Orange Carpet' *Native &amp; Waterwise*</b> •Bright orange flower with a loose mat of bright green foliage.	H4-6" W14-18"	Summer-Fall Zone 4(-30°)	○ ♀ ♀ ☼ ▲
<b>latifolia Firechalice *Native &amp; Waterwise*</b> •Scarlet-orange trumpet-like flowers with a dark green foliage. Best used in rock or xeric gardens. Easy to grow and maintain.	H12-36" W18-36"	Late Summer-Fall Zone 4(-30°)	○ ♀ ♀ ☼ ▲
<b>latifolia californica 'Stardust' *Native &amp; Waterwise*</b> •Bright orange tubular flowers. More upright, tidy habit with dusty silver foliage.	H12-18" W12-18"	Summer-Fall Zone 5(-20°)	○ ♀ ♀ ☼ ▲
<b>latifolia 'Woody's Peach Surprise' *Perennial Favorites Exclusive*</b> •Forms a loose mat of bright green foliage. Profusion of bright peach-pink flowers all summer.	H6-8" W12-18"	Summer-Fall Zone 4(-30°)	○ ♀ ♀ ☼ ▲

## Zinnia grandiflora Rocky Mountain Zinnia

<b>grandiflora Rocky Mountain Zinnia *Native &amp; Waterwise*</b> •Mounding plant with showy yellow-orange flowers and green airy foliage. They do not break dormancy until the heat of early summer warms the soil. Tolerates a variety of soils. Native Roots Selection.	H4-8" W12-16"	Summer-Fall Zone 5(-20°)	○ ♀ ♀ ☼ ▲
---	------------------	-----------------------------	--------------

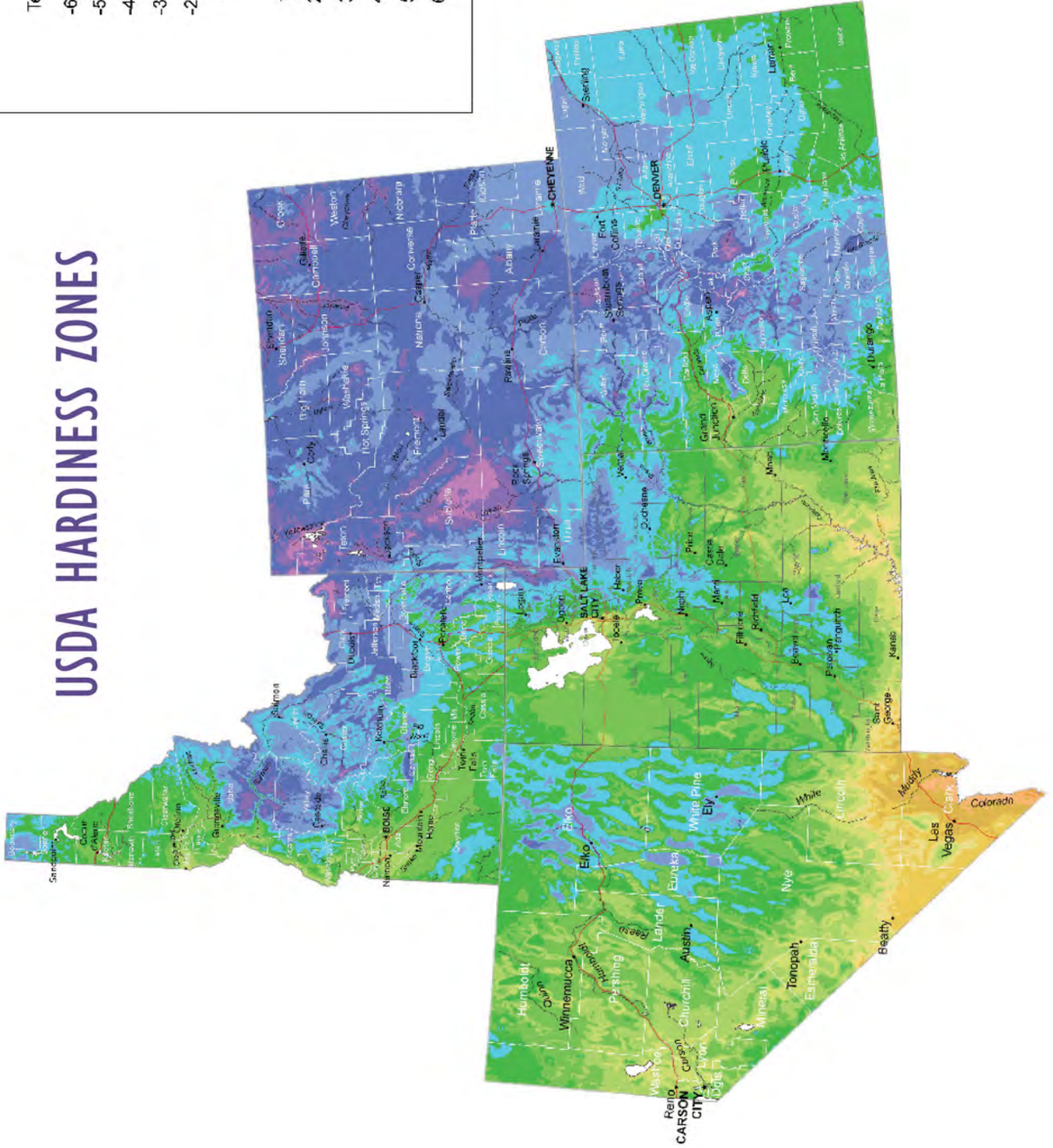
PERENNIAL  
FAVORITES



# USDA HARDINESS ZONES

## Average Annual Extreme Minimum Temperature 1976-2005

Temp (F)	Zone	Temp (C)
-60 to -50	1	-51.1 to -45.6
-50 to -40	2	-45.6 to -40
-40 to -30	3	-40 to -34.4
-30 to -20	4	-34.4 to -28.9
-20 to -10	5	-28.9 to -23.3
-10 to 0	6	-23.3 to -17.8
0 to 10	7	-17.8 to -12.2
10 to 20	8	-12.2 to -6.7
20 to 30	9	-6.7 to -1.1
30 to 40	10	-1.1 to 4.4
40 to 50	11	4.4 to 10
50 to 60	12	10 to 15.6
60 to 70	13	15.6 to 21.1





# PERENNIAL FAVORITES

MAILING: 247 SOUTH 3200 WEST, LAYTON, UTAH 84041

SHIPPING: 331 SOUTH 3200 WEST, LAYTON, UTAH 84041

PHONE 801.544.8049

TOLL FREE 800.966.8049

TOLL FREE FAX 800.991.6230

WEB [PERENNIALFAVORITES.COM](http://PERENNIALFAVORITES.COM)

EMAIL [MAIL@PERENNIALFAVORITES.COM](mailto:MAIL@PERENNIALFAVORITES.COM)